

CATALOGUE

Equipment for
public washrooms

mediclinics

EDITION

29





Mediclinics: 50 years of evolution, innovation and commitment

Mediclinics was founded in 1974. Eleven years later, in 1985, we began manufacturing what would become one of our most iconic products: the Saniflow® E-85. Its success was no coincidence. Like any project built to last, our journey has been shaped by time, continuous learning, and a firm commitment to doing things the right way.

Beyond technology and design, our products form part of the daily experience of millions of people. They are present in public and professional spaces where comfort, hygiene, and ease of use truly matter. Every Mediclinics solution is created to deliver an intuitive, efficient, and pleasant user experience, helping to shape environments that are comfortable, functional, and thoughtfully maintained.

Over the years, Mediclinics has evolved into an international benchmark in hand dryers and public washroom equipment. This has been achieved through specialisation, technical reliability, efficiency, and a functional, timeless design that integrates seamlessly into even the most demanding spaces. Today, architects, engineers, designers, and specifiers around the world place their trust in our solutions, recognising that the true value of a public washroom lies not only in its appearance, but also in its durability, energy efficiency, regulatory compliance, and ease of maintenance over time.

After 50 years, we continue to move forward with the same philosophy: to innovate with purpose, collaborate with internationally recognised laboratories and certification bodies, and develop products that respond to the real needs of present and future projects. New challenges inspire us to keep improving, exploring new solutions, and strengthening our unwavering commitment to quality and excellence.

I would like to sincerely thank our customers, partners, specifiers, and the entire Mediclinics team for the trust you have placed in us throughout these years. Thanks to your dedication, high standards, and shared vision, today we celebrate half a century of history and look to the future with the same enthusiasm and a firm commitment to continue delivering reliable, efficient, and long-lasting solutions.



Jaime Visa,
General Manager
of Mediclinics SA

Since 1974,

we have been providing solutions in design,
efficiency and innovation
for public washroom equipment.



OUR MISSION

is to equip public washrooms with high-quality solutions.

We know that these spaces, often underestimated in public environments, deserve special attention. That is why we focus on design, efficiency and safety. We incorporate state-of-the-art technology to transform the user experience and raise the standards of public washrooms.

OUR VISION

We aim to be the first choice worldwide in public washroom equipment, recognized for our quality, design and innovation. We aspire to transform unique spaces, in order to meet the expectations of the most demanding users, and always staying at the forefront of technology, reliability and sustainability.

OUR VALUES

are rooted in the trust our customers have placed in us over these 50 years. This trust has been built thanks to our firm commitment to quality, efficiency and innovation, as well as a team dedicated to providing attentive and personalized customer service.

INNOVATION AS A CENTRAL PILLAR

When designing a new product, we pay attention to every detail to offer innovative solutions that add value to the toilet space. That is why we focus on creating products that are environmentally friendly, deliver high performance and also stand out for their aesthetics.

RESEARCH AND DEVELOPMENT

We have our own R&D&I department, made up of a highly qualified engineering team, who design and develop new solutions. We also have a testing laboratory that assesses every innovation to ensure it meets the most demanding quality standards.

IN-HOUSE PRODUCTION

Our facilities are equipped with flexible, modern and highly efficient production lines, operated by skilled staff who receive ongoing training and are responsible for manufacturing our products to our quality standards.

COMMITMENT TO OUR CUSTOMERS

Customer satisfaction is one of our main priorities. That is why we have a specialized, professional and proactive sales and service team that is ready to provide effective solutions to all your needs.

LOGISTICS CAPACITY

With over 6,000 m², our central warehouse is equipped with modern handling and storage systems, enabling us to guarantee swift and efficient order preparation, packing and dispatch processes.

QUALITY, OUR FUNDAMENTAL PILLAR



Our Quality Management department, made up of highly qualified and expert professionals, ensures that our products meet the most demanding quality standards, guaranteeing their durability and efficiency. In addition, all our processes are certified in accordance with the international standard EN ISO 9001.







CERTIFICATION AND SAFETY

Our products comply with the strict safety and quality standards required by the market. To guarantee this, we have certification and verification from renowned external laboratories, such as VDE (Verband der Elektrotechnik und Elektronik), TÜV Rheinland and UL (Underwriters Laboratories).

Rooted in these principles, we move forward on our journey toward excellence, as we have for the past five decades. With our eyes on the future and our commitment firmly anchored in the present, we strive to inspire professionals in search of innovative, high-quality design solutions for their projects.

Contents

Chapter ▶ 01	Hand dryers		Page 9
Chapter ▶ 02	Behind the mirror solutions		Page 53
Chapter ▶ 03	Wash and dry units		Page 63
Chapter ▶ 04	Baby changing stations		Page 77
Chapter ▶ 05	Hair dryers		Page 87
Chapter ▶ 06	Soap dispensers		Page 97
Chapter ▶ 07	Toilet paper dispensers		Page 111
Chapter ▶ 08	Paper towel dispensers		Page 123
Chapter ▶ 09	Waste bins and other containers		Page 131

Chapter ▶ 10	Combined units		Page 143
Chapter ▶ 11	Bathroom accessories		Page 149
Chapter ▶ 12	Signage		Page 175
Chapter ▶ 13	Grab bars and other mobility aids		Page 179
Chapter ▶ 14	Stainless steel sanitary ware		Page 199
Chapter ▶ 15	Water fountains		Page 207
▶ Appendix		Page 213



01

Hand dryers

We have specialized in the design, development and manufacture of high-performance hand dryers for public washrooms **since 1974**, offering innovative solutions tailored to the **highest demands**.

Our wide range of hand dryers is synonymous with **quality and efficiency**. Made from **durable materials and featuring cutting-edge technology**, they provide **effective and hygienic drying**. Thanks to the extensive variety of models, different solutions can be easily integrated into any space, from high-traffic areas to smaller spaces.

All our hand dryers are certified, ensuring high reliability throughout their service life.



Speedflow® Plus – ref. M17AB

Eco-fast range

The fastest drying with the lowest energy consumption

Hand dryers with **cutting-edge design and state-of-the-art technology** offer exceptional functionality, hygiene and safety. They feature a HEPA filter and, depending on the model, Ion Hygienic® technology and Biocote® antimicrobial additive, making them **the most hygienic on the market**. They also have **low energy consumption**, enabling efficient drying with minimal environmental and noise impact. Ideal for high-traffic areas seeking to **stand out in design, sustainability and efficiency**.



WATCH VIDEO

U-flow® – ref. M23AB

U-flow®

Freedom of movement,
design and innovation



DESIGN
AWARD
2024



EUROPEAN
PRODUCT
DESIGN
AWARD



Delta de Bronce
ADI Awards 2024



Its U-shaped design makes it the only hand dryer that facilitates **complete freedom of movement and totally hygienic drying.**
Ideal for **busy washroom facilities** looking to stand out in design, hygiene and sustainability.

U-flow®



M23A

MATERIAL: ABS
FINISH: white



M23AB

MATERIAL: ABS
FINISH: matt black



M23ABT

MATERIAL: ABS
FINISH: total matt black



M23ACS

MATERIAL: ABS
FINISH: satin



COLOR CUSTOMIZATION

With U-flow®, you can personalize the colors of both the cover and the drying area, enhancing your brand presence or seamlessly complementing the design of any public washroom. Transform the space into a unique, modern, and sophisticated environment with U-flow®.

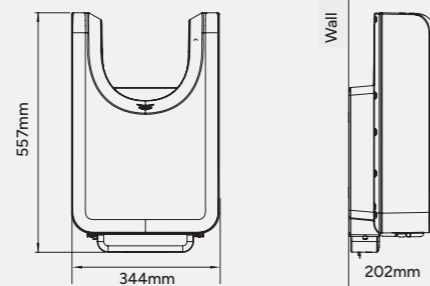


Anti-splash wall panel for U-flow® hand dryer
Ref. KT023CS

TECHNICAL SPECIFICATIONS

M23A · M23AB · M23ABT · M23ACS

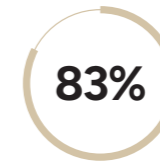
Voltage	220-240V
Frequency	50/60Hz
Electrical insulation	Class I
Total power	420 – 1,500 W
Power consumption	3.2 – 6.4 A
Protection level	IP 23
Weight	7.1 kg



Energy efficiency



Energy savings compared to conventional hand dryers




Savings compared to paper consumption*



Hand drying time

- 1 AUTOMATIC**
Sensor-operated.
- 2 PLUG-IN TECHNOLOGY**
For immediate replacement of the hand dryer.
- 3 ANTI-MICROBIAL PROTECTION**
Surface coated with Biocote®.
- 4 NO WATER SPLASHES**
Includes 2 removable water tanks. Possibility of direct connection to drain.
- 5 PLEASANT FRAGRANCE**
Optional: Fragrance beads (ref. RCFB001).
- 6 TOTAL HYGIENE**
Features Ion Hygienic® technology and HEPA media filter.
- 7 ENERGY EFFICIENCY**
Adjustable motor speed and heating element.



*Calculations based on the assumption that 2 paper towels are required per hand dry and each towel weighs 2 grams. Data sources: Spanish electricity mix (2023) according to the report by the National Commission on Markets and Competition (CNMC), EPLCA (European Platform on LCA) Emission Factors.



dualflow[®] plus

Next-generation drying



Highly efficient, low-energy hand dryer, perfect for high-traffic environments. Its cutting-edge technology ensures **ultra-fast drying, energy savings and safety.**



Dualflow[®] Plus – ref. M14AB

dualflow[®] plus



dualflow[®] plus (BRUSHLESS MOTOR)



M24A
Ref. with optional extras:
 M24A-DES (dryer with connection to drain), M24A-I (dryer with ionizer), M24A-DES-I (dryer with connection to drain and ionizer)

MATERIAL: ABS
FINISH: white



M24AB
Ref. with optional extras:
 M24AB-DES (dryer with connection to drain), M24AB-I (dryer with ionizer), M24AB-DES-I (dryer with connection to drain and ionizer)

MATERIAL: ABS
FINISH: matte black



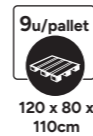
M24ABT
Ref. with optional extras:
 M24ABT-DES (dryer with connection to drain), M24ABT-I (dryer with ionizer), M24ABT-DES-I (dryer with connection to drain and ionizer)

MATERIAL: ABS
FINISH: total matte black



M24ACS
Ref. with optional extras:
 M24ACS-DES (dryer with connection to drain), M24ACS-I (dryer with ionizer), M24ACBS-DES-I (dryer with connection to drain and ionizer)

MATERIAL: ABS
FINISH: satin



dualflow[®] (BRUSHED MOTOR)



M14A
Ref. with optional extras:
 M14A-DES (dryer with connection to drain), M14A-I (dryer with ionizer), M14A-DES-I (dryer with connection to drain and ionizer)

MATERIAL: ABS
FINISH: white



M14AB
Ref. with optional extras:
 M14AB-DES (dryer with connection to drain), M14AB-I (dryer with ionizer), M14AB-DES-I (dryer with connection to drain and ionizer)

MATERIAL: ABS
FINISH: matte black



M14ABT
Ref. with optional extras:
 M14ABT-DES (dryer with connection to drain), M14ABT-I (dryer with ionizer), M14ABT-DES-I (dryer with connection to drain and ionizer)

MATERIAL: ABS
FINISH: total matte black

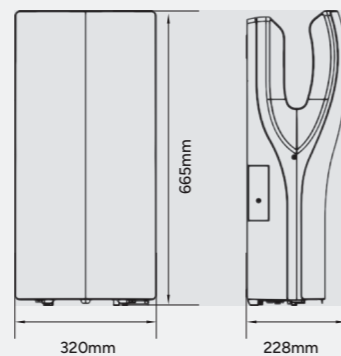


M14ACS
Ref. with optional extras:
 M14ACS-DES (dryer with connection to drain), M14ACS-I (dryer with ionizer), M14ACS-DES-I (dryer with connection to drain and ionizer)

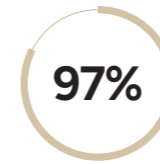
MATERIAL: ABS
FINISH: satin

TECHNICAL SPECIFICATIONS

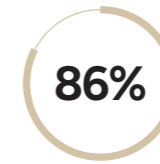
Voltage	220-240V
Frequency	50/60Hz
Electrical insulation	Class I
Total power	
Brushless motor	250 – 1,100 W
Brushed motor	420 – 1,500 W
Power consumption	
Brushless motor	1.3 – 4.8 A
Brushed motor	3.2 – 6.4 A
Protection level	IPX4
Weight	
Brushless motor	8.50 kg
Brushed motor	8.30 kg



Energy efficiency



Energy savings compared to conventional hand dryers




Savings compared to paper consumption*



Hand drying time

- 1 AUTOMATIC**
Sensor-operated.
- 2 BRUSHLESS MOTOR**
Prevents wear and the need for maintenance.
Optional: Brushed motor.
- 3 ANTI-MICROBIAL PROTECTION**
Surface coated with Biocote®.
- 4 NO WATER SPLASHES**
Removable water tank.
Optional: connection to mains drain (ref. KITDESM14A).
- 5 PLEASANT FRAGRANCE**
Optional: Fragrance beads (ref. RCFB001).
- 6 TOTAL HYGIENE**
HEPA media filter.
Optional: Ion Hygienic®.
- 7 ENERGY EFFICIENCY**
Adjustable motor speed and heating element.



*Calculations based on the assumption that 2 paper towels are required per hand dry and each towel weighs 2 grams. Data sources: Spanish electricity mix (2023) according to the report by the National Commission on Markets and Competition (CNMC), EPLCA (European Platform on LCA) Emission Factors.



machflow® plus

Energy efficiency
for high-traffic areas



Designed for busy spaces that require **compact, powerful and reliable equipment**. With a high-tech **motor**, it offers **fast drying and low energy consumption**. Equipped with a **PLUG-IN system** that ensures 24/7 operation.



WATCH VIDEO

Machflow® Plus – ref. M19AB

machflow® plus



machflow® plus (BRUSHLESS MOTOR)



M19A
 Ref. with optional extras:
 M19A-FIL (dryer with HEPA media filter), M19A-I (dryer with HEPA media filter and ionizer)
 MATERIAL: steel
 FINISH: white epoxy



M19AB
 Ref. with optional extras:
 M19AB-FIL (dryer with HEPA media filter), M19AB-I (dryer with HEPA media filter and ionizer)
 MATERIAL: steel
 FINISH: matte black epoxy



M19AC
 Ref. with optional extras:
 M19AC-FIL (dryer with HEPA media filter), M19AC-I (dryer with HEPA media filter and ionizer)
 MATERIAL: stainless steel AISI 304
 FINISH: bright



M19ACS
 Ref. with optional extras:
 M19ACS-FIL (dryer with HEPA media filter), M19ACS-I (dryer with HEPA media filter and ionizer)
 MATERIAL: stainless steel AISI 304
 FINISH: satin



machflow® (BRUSHED MOTOR)



M09A
 Ref. with optional extras:
 M09A-FIL (dryer with HEPA media filter), M09A-I (dryer with HEPA media filter and ionizer)
 MATERIAL: steel
 FINISH: white epoxy



M09AB
 Ref. with optional extras:
 M09AB-FIL (dryer with HEPA media filter), M09AB-I (dryer with HEPA media filter and ionizer)
 MATERIAL: steel
 FINISH: matte black epoxy



M09AC
 Ref. with optional extras:
 M09AC-FIL (dryer with HEPA media filter), M09AC-I (dryer with HEPA media filter and ionizer)
 MATERIAL: stainless steel AISI 304
 FINISH: bright





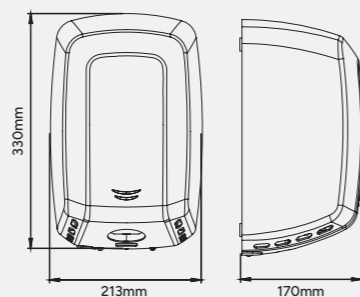
M09ACS
 Ref. with optional extras:
 M09ACS-FIL (dryer with HEPA media filter), M09ACS-I (dryer with HEPA media filter and ionizer)
 MATERIAL: stainless steel AISI 304
 FINISH: satin

Optional: PVD coating
 See page 214

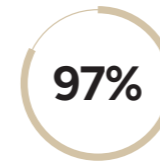


TECHNICAL SPECIFICATIONS

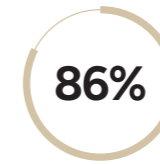
Voltage	220-240V
Frequency	50/60Hz
Electrical insulation	Class I
Total power	
Brushless motor	250 – 1,100 W
Brushed motor	420 – 1,500 W
Power consumption	
Brushless motor	1.3 – 4.8 A
Brushed motor	3.2 – 6.4 A
Protection level	IP 23
Weight	
Brushless motor	5.50 kg
Brushed motor	5.10 kg



Energy efficiency



Energy savings compared to conventional hand dryers



Savings compared to paper consumption*



Hand drying time

- 1 AUTOMATIC**
Sensor-operated.
- 2 PLUG-IN TECHNOLOGY**
For immediate replacement of the dryer (plug-in kit ref. KTP009).
- 3 BRUSHLESS MOTOR**
Prevents wear and the need for maintenance.
Optional: Standard motor.
- 4 PLEASANT FRAGRANCE**
Optional: Fragrance beads (ref. RCFB001).
- 5 TOTAL HYGIENE**
HEPA media filter.
Optional: Ion Hygienic®.
- 6 ENERGY EFFICIENCY**
Adjustable motor speed and heating element.



*Calculations based on the assumption that 2 paper towels are required per hand dry and each towel weighs 2 grams. Data sources: Spanish electricity mix (2023) according to the report by the National Commission on Markets and Competition (CNMC), EPLCA (European Platform on LCA) Emission Factors.



Speedflow® Plus – ref. M17AB

speedflow® plus

Maximum performance
for compact spaces



Ultra-slim hand dryer, making it the perfect solution for public washroom facilities that **need to comply with ADAAG accessibility standards**. It also features an elegant design and efficient energy consumption.



WATCH VIDEO

speedflow® plus



speedflow® plus (ECO-FAST MOTOR)



M17A / M17AF
 Ref. with optional extras:
 M17A-I (dryer with ionizer)
 M17AF-I (dryer with ionizer)
 MATERIAL: steel (M17A/M17A-I);
 cast iron (M17AF/M17AF-I)
 FINISH: white epoxy (M17A/
 M17A-I); white enamelled coating
 (M17AF/M17AF-I)



M17AB
 Ref. with optional extras:
 M17AB-I (dryer with ionizer)
 MATERIAL: steel
 FINISH: matte black epoxy



M17AC
 Ref. with optional extras:
 M17AC-I (dryer with ionizer)
 MATERIAL: stainless steel AISI 304
 FINISH: bright



M17ACS
 Ref. with optional extras:
 M17ACS-I (dryer with ionizer)
 MATERIAL: stainless steel AISI 304
 FINISH: satin



speedflow® (STANDARD MOTOR)



M06A / M06AF
 MATERIAL: steel (M06A); cast
 iron (M06AF)
 FINISH: white epoxy (M06A);
 white enamelled coating (M06AF)



M06AB
 MATERIAL: steel
 FINISH: matte black epoxy




M06AC
 MATERIAL: stainless steel AISI 304
 FINISH: bright



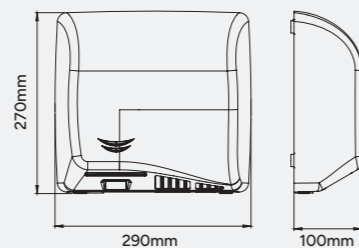
M06ACS
 MATERIAL: stainless steel AISI 304
 FINISH: satin

Optional: PVD coating
 See page 214

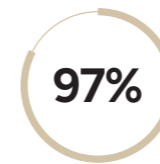


TECHNICAL SPECIFICATIONS

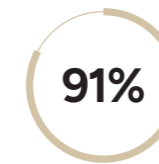
Voltage	220-240V
Frequency	50/60Hz
Electrical insulation	Class I
Total power	
Eco-fast motor	180 – 850 W
Standard motor	110 – 1,150 W
Power consumption	
Eco-fast motor	2.5 – 5 A
Standard motor	1.3 – 4.8 A
Protection level	IP 23
Weight	
Eco-fast motor	3.20 kg
Brushed motor	3.80 kg



Energy efficiency



Energy savings compared to
 conventional hand dryers



Savings compared to
 paper consumption*



Hand drying time

- 1 AUTOMATIC**
Sensor-operated.
- 2 ENERGY EFFICIENCY**
Adjustable motor speed and heating element.
- 3 ULTRA-SLIM DESIGN (ADA)**
Projects only 10cm from the wall.
- 4 TOTAL HYGIENE**
HEPA media filter included.
Optional: Ion Hygienic®.
- 5 PLEASANT FRAGRANCE**
Optional: Fragrance beads (ref. RCFB002).



*Calculations based on the assumption that 2 paper towels are required per hand dry and each towel weighs 2 grams. Data sources: Spanish electricity mix (2023) according to the report by the National Commission on Markets and Competition (CNMC), EPLCA (European Platform on LCA) Emission Factors.



High-traffic range

High resistance and durability

Hand dryers made from **robust, high-quality materials** that protect them against vandalism and ensure a long service life. Equipped with a high-power motor that enables **fast and efficient drying**. Excellent performance solutions, ideal for high-traffic locations such as airports, stadiums, shopping centres or gyms.



Saniflow® automatic – ref. E05A

saniflow®

The winning choice



Its **robustness, resistance and high functionality** make it a **safe choice**. Designed with high-quality materials, this dryer is the perfect choice for high-traffic areas seeking **reliability and durability**.

saniflow®
Sensor operated



E05A
MATERIAL: steel
FINISH: white epoxy



E05AB
MATERIAL: steel
FINISH: matte black epoxy



E05AC
MATERIAL: stainless steel
AISI 304
FINISH: bright



E05ACS
MATERIAL: stainless steel AISI 304
FINISH: satin



120 x 80 x 120cm



E85A
MATERIAL: cast iron
FINISH: white enamelled coating


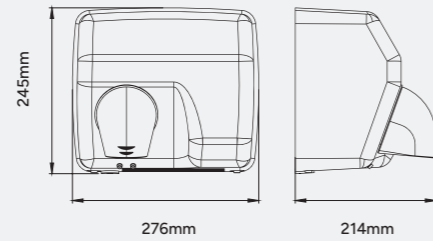


120 x 80 x 120cm

TECHNICAL SPECIFICATIONS

E05A / E05AB / E05AC / E05ACS

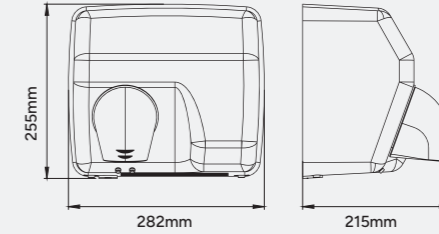
Voltage	220-240V
Frequency	50/60Hz
Electrical insulation	Class I
Total power	2,250 W
Power consumption	10 A
Protection level	IP 21
Weight	4.65 kg



TECHNICAL SPECIFICATIONS

E85A

Voltage	220-240V
Frequency	50/60Hz
Electrical insulation	Class I
Total power	2,250 W
Power consumption	10 A
Protection level	IP 21
Weight	11.50 kg



E88A
MATERIAL: steel
FINISH: white enamelled coating



E88AC
MATERIAL: steel
FINISH: bright chromed



E88ACS
MATERIAL: steel
FINISH: satin chromed



E88AO
MATERIAL: steel
FINISH: gold plating


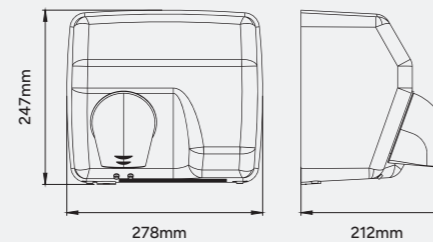


120 x 80 x 120cm

TECHNICAL SPECIFICATIONS

E88A / E88AC / E88ACS / E88AO

Voltage	220-240V
Frequency	50/60Hz
Electrical insulation	Class I
Total power	2,250 W
Power consumption	10 A
Protection level	IP 21
Weight	4.65 kg



saniflow®

Push-button operated



E05
MATERIAL: steel
FINISH: white epoxy



E05B
MATERIAL: steel
FINISH: matte black epoxy



E05C
MATERIAL: stainless steel
AISI 304
FINISH: bright



E05CS
MATERIAL: stainless steel AISI 304
FINISH: satin



120 x 80 x 120cm



E85
MATERIAL: cast iron
FINISH: white enamelled coating

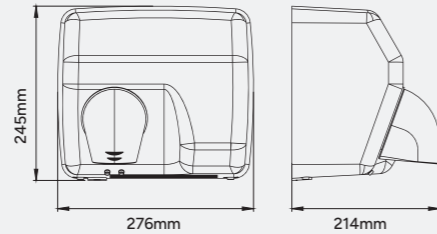


120 x 80 x 120cm

TECHNICAL SPECIFICATIONS

E05 / E05B / E05C / E05CS

Voltage	220-240V
Frequency	50/60Hz
Electrical insulation	Class I
Total power	2,250 W
Power consumption	10 A
Protection level	IP 21
Weight	4.65 kg

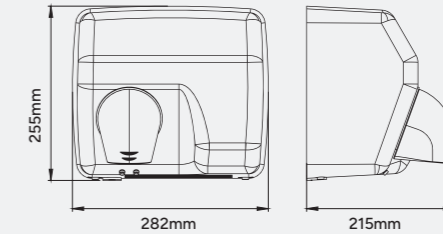


TECHNICAL DATA SHEET

TECHNICAL SPECIFICATIONS

E85

Voltage	220-240V
Frequency	50/60Hz
Electrical insulation	Class I
Total power	2,250 W
Power consumption	10 A
Protection level	IP 21
Weight	11.50 kg



TECHNICAL DATA SHEET



E88
MATERIAL: steel
FINISH: white enamelled coating



E88C
MATERIAL: steel
FINISH: bright chromed



E88CS
MATERIAL: steel
FINISH: satin chromed



E88O
MATERIAL: steel
FINISH: gold plating

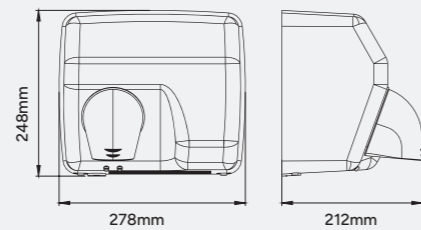


120 x 80 x 120cm

TECHNICAL SPECIFICATIONS

E88 / E88C / E88CS / E88O

Voltage	220-240V
Frequency	50/60Hz
Electrical insulation	Class I
Total power	2,250 W
Power consumption	10 A
Protection level	IP 21
Weight	4.65 kg



TECHNICAL DATA SHEET



Mediflow® – ref. M02ACS

mediflow®

Intelligent and powerful



One of the **most powerful hand dryers in its category**. With the option to integrate LogicDry technology to **adjust the air temperature** to the ambient temperature. Ideal for busy washroom facilities seeking **comfort and energy savings**.



This Mediflow model includes **LogicDry technology**, which regulates the outlet air temperature to match the ambient temperature. In addition to providing comfort during drying, it maximises energy savings.



120 x 80 x 130cm



M02A
MATERIAL: steel
FINISH: white epoxy



M02AB
MATERIAL: steel
FINISH: matte black epoxy



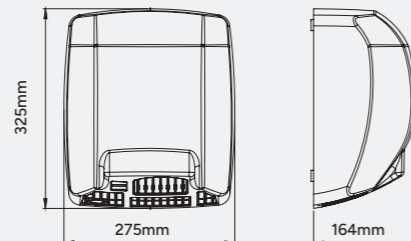
M02AC
MATERIAL: stainless steel
AISI 304
FINISH: bright



M02ACS
MATERIAL: AISI 304 stainless steel
FINISH: satin

TECHNICAL SPECIFICATIONS
M02A / M02AB / M02AC / M02ACS

Voltage	220-240V
Frequency	50/60Hz
Electrical insulation	Class II
Total power	250 – 2,750 W
Power consumption	1.2 – 12 A
Protection level	IP 23
Weight	4.25 kg



TECHNICAL DATA SHEET



120 x 80 x 130cm



M03A
MATERIAL: steel
FINISH: white epoxy



M03AB
MATERIAL: steel
FINISH: matte black epoxy



M03AC
MATERIAL: stainless steel
AISI 304
FINISH: bright

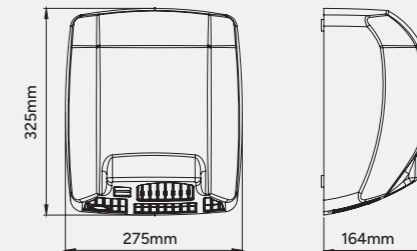


M03ACS
MATERIAL: stainless steel AISI 304
FINISH: satin

TECHNICAL SPECIFICATIONS

M03A / M03AB / M03AC / M03ACS

Voltage	220-240V
Frequency	50/60Hz
Electrical insulation	Class II
Total power	2,750 W
Power consumption	12 A
Protection level	IP 23
Weight	4.25 kg



TECHNICAL DATA SHEET



Optima – ref. M99A

Medium-traffic range

Excellent performance
at an optimal price

Made from high-quality materials, these dryers guarantee **durability, resistance and safety** in compact or medium-traffic spaces. Their **low noise level** ensures a quiet user experience, thus maintaining a pleasant environment. Furthermore, their **excellent quality/price ratio** makes them a very attractive option for those seeking a balance between cost and performance.

optima®

Automatic operation



M99A
MATERIAL: steel
FINISH: white epoxy



M99AB
MATERIAL: steel
FINISH: matte black epoxy



M99AC
MATERIAL: stainless steel
AISI 304
FINISH: bright



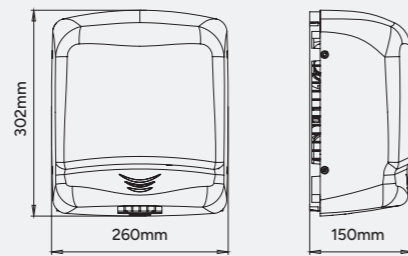
M99ACS
MATERIAL: stainless steel AISI 304
FINISH: satin



TECHNICAL SPECIFICATIONS

M99A / M99AB / M99AC / M99ACS

Voltage	220-240V
Frequency	50/60Hz
Electrical insulation	Class II
Total power	1,640 W
Power consumption	7 A
Protection level	IP 21
Weight	4.45 kg



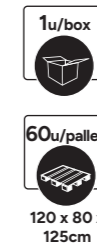
TECHNICAL DATA SHEET

juniorplus®

Automatic operation



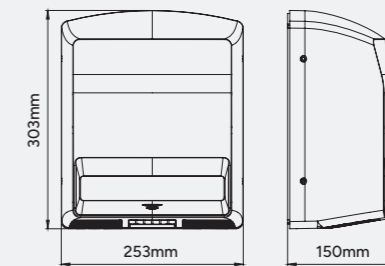
M88APLUS
MATERIAL: ABS
FINISH: white



TECHNICAL SPECIFICATIONS

M88APLUS

Voltage	220-240V
Frequency	50/60Hz
Electrical insulation	Class II
Total power	1,640 W
Power consumption	7 A
Protection level	IP 21
Weight	3 kg



TECHNICAL DATA SHEET

smartflow®

Automatic operation



M04A
MATERIAL: ABS
FINISH: white



M04AB
MATERIAL: ABS
FINISH: matte black



M04AC
MATERIAL: ABS
FINISH: bright



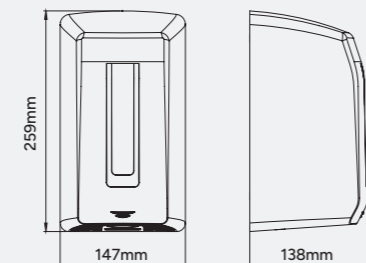
M04ACS
MATERIAL: ABS
FINISH: satin



TECHNICAL SPECIFICATIONS

M04A / M04AB / M04AC / M04ACS

Voltage	220-240V
Frequency	50/60Hz
Electrical insulation	Class II
Total power	1,100 W
Power consumption	4.8 A
Protection level	IP 21
Weight	1.2 kg



TECHNICAL DATA SHEET

juniorplus®

Push-button operated



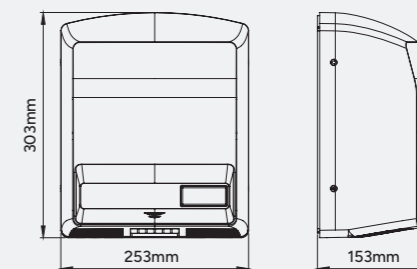
M88PLUS
MATERIAL: ABS
FINISH: white



TECHNICAL SPECIFICATIONS

M88Plus

Voltage	220-240V
Frequency	50/60Hz
Electrical insulation	Class II
Total power	1,640 W
Power consumption	7 A
Protection level	IP 21
Weight	3 kg



TECHNICAL DATA SHEET



For Saniflow®



KT0005
MATERIAL: steel
FINISH: white epoxy




KT0005B
MATERIAL: steel
FINISH: matte black epoxy

New

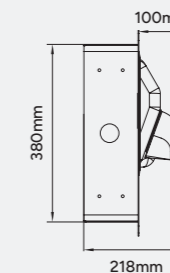
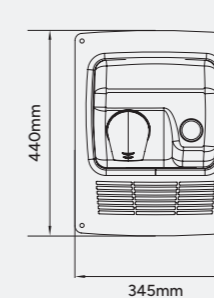


KT0005C
MATERIAL: stainless steel
AISI 304
FINISH: bright



KT0005CS
MATERIAL: stainless steel AISI 304
FINISH: satin

* does not include hand dryer



TECHNICAL DATA SHEET

Recessed kits



For Machflow®



KT009
MATERIAL: steel
FINISH: white epoxy



New

KT009B
MATERIAL: steel
FINISH: matte black epoxy


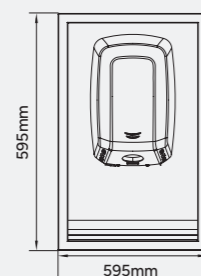


KT009C
MATERIAL: stainless steel
AISI 304
FINISH: bright



KT009CS
MATERIAL: stainless steel AISI 304
FINISH: satin

* does not include hand dryer



TECHNICAL DATA SHEET

For Mediflow®



KT0010
MATERIAL: steel
FINISH: white epoxy



New

KT0010B
MATERIAL: steel
FINISH: matte black epoxy


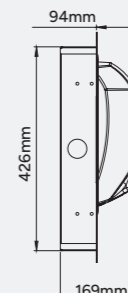
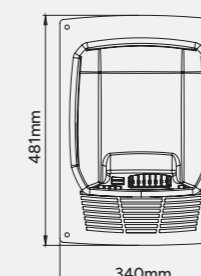


KT0010C
MATERIAL: stainless steel
AISI 304
FINISH: bright



KT0010CS
MATERIAL: stainless steel AISI 304
FINISH: satin

* does not include hand dryer



TECHNICAL DATA SHEET

Hand dryers
Technical specifications table

	U-flow®	Dualflow® Plus	Dualflow®
CATEGORY	ECO-FAST		
APPLICATION	HIGH TRAFFIC		
DRYING TIME	8-10 s	8-15 s	10-15 s
VOLTAGE/FREQUENCY	220-240 V 50/60 Hz	100-240 V 50/60 Hz	220-240 V 50/60 Hz
ELECTRICAL INSULATION	Class I	Class I	Class I
DIMENSIONS	557 x 344 x 202 mm	665 x 320 x 228 mm	665 x 320 x 228 mm
WEIGHT	7.1 kg	8.5 kg	8.3 kg
TOTAL POWER	420-1,500 W	250-1,100 W	420-1,500 W
POWER CONSUMPTION	3.2-6.4 A	1.3-4.8 A	3.2-6.4 A
OPERATION	Automatic	Automatic	Automatic
COVER MATERIAL	ABS	ABS	ABS
FINISH	White/Black/Total black/Satin finish	White/Black/Satin	White/Black/Satin
COVER THICKNESS	3 mm	3 mm	3 mm
BASE MATERIAL	PA6 VO	PA6 VO	PA6 VO
BASE THICKNESS	3 mm	3 mm	3 mm
MOTOR	Universal vacuum motor with brushes	Brushless DC motor with Hall effect sensor	Universal vacuum motor with brushes
CLASS	F	F	F
POWER	1,100 W	900 W	1,100 W
RPM	19,000-30,000 RPM	17,600-27,600 RPM	19,000-30,000 RPM
USEFUL LIFE OF BRUSHES	1,200 h	> 5,000 h (motor service life)	1,200 h
PROTECTION	Fuse on the printed circuit board	Fuse on the printed circuit board	Fuse on the printed circuit board
FAN	Centrifugal, single inlet, high pressure	Centrifugal, single inlet, high pressure	Centrifugal, single inlet, high pressure
FAN MATERIAL	Aluminium	Aluminium	Aluminium
AIR SPEED	252-350 km/h	234-410 km/h	234-410 km/h
HEATING ELEMENT POWER	400 W	200 W	400 W
WIRE	Chrome and nickel	Chrome and nickel	Chrome and nickel
PROTECTION	Safety thermal limiter	Safety thermal limiter	Safety thermal limiter
AIR TEMPERATURE	40 °C	38 °C	40 °C
SOUND PRESSURE	72.5-76.5 dBA	62-72 dBA	62-72 dBA
PROTECTION LEVEL	IP23	IPX4	IPX4
DISCONNECTION (CONTINUOUS USE TIME)	30 s	30 s	30 s
ADA	yes	yes	yes

Hand dryers
Technical specifications table

	Machflow® Plus	Machflow®	Speedflow® Plus
CATEGORY	ECO-FAST		
APPLICATION	HIGH TRAFFIC		
DRYING TIME	8-15 s	10-15 s	10-15 s
VOLTAGE/FREQUENCY	100-240 V 50/60 Hz	220-240 V 50/60 Hz	220-240 V 50/60 Hz
ELECTRICAL INSULATION	Class I	Class I	Class I
DIMENSIONS	330 x 213 x 170 mm	330 x 213 x 170 mm	270 x 290 x 100 mm
WEIGHT	5.5 kg	5.1 kg	3.2 kg (AF model = 6.5 kg)
TOTAL POWER	250-1,100 W	420-1,500 W	180-850 W
POWER CONSUMPTION	1.3-4.8 A	3.2-6.4 A	2.8-5 A (230 V)
OPERATION	Automatic	Automatic	Automatic
COVER MATERIAL	1. Stainless steel 2. Steel	1. Stainless steel 2. Steel	1. Stainless steel 2. Steel
FINISH	1. Bright/Satin 2. White/Black epoxy	1. Bright/Satin 2. White/Black epoxy	1. Bright/Satin 2. White/Black epoxy
COVER THICKNESS	1.5 mm	1.5 mm	1.5 mm (AF model = 4.5 mm)
BASE MATERIAL	PA6 + 30% GF VO	PA6 + 30% GF VO	Aluminium
BASE THICKNESS	3 mm	3 mm	3 mm
MOTOR	Brushless DC motor with Hall effect sensor	Universal vacuum motor with brushes	High-pressure brushed motor
CLASS	F	F	F
POWER	1,100 W	1,100 W	350 W
RPM	17,600-27,600 RPM	19,000-30,000 RPM	23,000-32,000 RPM
USEFUL LIFE OF BRUSHES	> 5,000 h (motor service life)	1,200 h	1,000 h
PROTECTION	Fuse on the printed circuit board	Fuse on the printed circuit board	Self-resetting thermal safety cut-out (120 °C).
FAN	Centrifugal, single inlet, high pressure	Centrifugal, single inlet, high pressure	Centrifugal, single inlet, high pressure
FAN MATERIAL	Aluminium	Aluminium	Aluminium
AIR SPEED	220-340 km/h	190-480 km/h	290-400 km/h
HEATING ELEMENT POWER	200 W	400 W	500 W
WIRE	Chrome and nickel	Chrome and nickel	Chrome and nickel
PROTECTION	Safety thermal limiter	Safety thermal limiter	Self-resetting thermal safety cut-out (150 °C).
AIR TEMPERATURE	42 °C	45 °C	42 °C
SOUND PRESSURE	67-74 dBA	67-74 dBA	57-65 dBA
PROTECTION LEVEL	IP23	IP23	IP23
DISCONNECTION (CONTINUOUS USE TIME)	30 s	30 s	30 s
ADA	with recessed kit	with recessed kit	yes

Hand dryers
Technical specifications table

	Saniflow®	Mediflow®
CATEGORY	HIGH TRAFFIC	
APPLICATION	HIGH TRAFFIC	HIGH TRAFFIC
DRYING TIME	29 s	29 s
VOLTAGE/FREQUENCY	220–240 V 50/60 Hz	220–240 V 50/60 Hz
ELECTRICAL INSULATION	Class I	Class II
DIMENSIONS	245 x 276 x 214 mm 247 x 278 x 212 mm	325 x 275 x 164 mm
WEIGHT	4.65/5.9 kg	4.25 kg
TOTAL POWER	2,250 W	250–2,750 W
POWER CONSUMPTION	10 A	1.1–12 A
OPERATION	Automatic/Push-button	Automatic
COVER MATERIAL	1. Stainless steel 2. Steel	1. Stainless steel 2. Steel
FINISH	1. Bright/Satin finish 2. Epoxy white/black; enamel white/black; bright/satin/gold finish	1. Bright/Satin 2. White/Black epoxy
COVER THICKNESS	1.5 mm	1.5 mm
BASE MATERIAL	Aluminium	PA 6 VO
BASE THICKNESS	3 mm	3 mm
MOTOR	High-pressure universal brushed motor	High-pressure universal brushed motor
CLASS	F	F
POWER	250 W	250 W
RPM	5,500 RPM	4,500 RPM
USEFUL LIFE OF BRUSHES	1 st set 1,500 h / 200,000 serv. 2 nd set 1,500 h / 200,000 serv. (cycle = 29 s)	1 st set 1,500 h / 200,000 serv. 2 nd set 1,500 h / 200,000 serv. (cycle = 29 s)
PROTECTION	Automatically resetting of safety thermal cut-off	Automatically resetting of safety thermal cut-off
FAN	Double inlet, centrifugal, asymmetrical	Double inlet, centrifugal, asymmetrical
FAN MATERIAL	Aluminium	Aluminium
AIR SPEED	100 km/h	110 km/h
HEATING ELEMENT POWER	2,000 W	0–2,500 W
WIRE	Chrome and nickel	Cr-Al-Fe Band
PROTECTION	Safety thermal limiter	Safety thermal limiter
AIR TEMPERATURE	50 °C	50 °C
SOUND PRESSURE	68 dBA	65 dBA
PROTECTION LEVEL	IP23	IP23
DISCONNECTION (CONTINUOUS USE TIME)	E05, E88: 35 s E05A: 60 s E88A: ---	M02A: 120 s M03A: ---
ADA	with recessed kit	with recessed kit

Hand dryers
Technical specifications table

	Optima®	JuniorPlus®	Smartflow®
CATEGORY	MEDIUM TRAFFIC		
APPLICATION	MEDIUM TRAFFIC	LOW TRAFFIC	
ESTIMATED DRYING TIME	38 s	38 s	39 s
VOLTAGE/FREQUENCY	220–240 V 50/60 Hz	220–240 V 50/60 Hz	220–240 V 50/60 Hz
ELECTRICAL INSULATION	Class II	Class II	Class II
DIMENSIONS	302 x 260 x 150 mm	303 x 253 x 150 mm	259 x 147 x 138 mm
WEIGHT	4.45 kg	3 kg	1.2 kg
TOTAL POWER	1,640 W	1,640 W	1,100 W
POWER CONSUMPTION	7 A	7 A	4.8 A
OPERATION	Automatic	Automatic/Push-button	Automatic
COVER MATERIAL	1. Stainless steel 2. Steel	ABS	ABS
FINISH	1. Bright/Satin 2. White/Black epoxy	White	1. White/Bright/Satin/Black
COVER THICKNESS	1.5 mm	3 mm	3 mm
BASE MATERIAL	ABS VO	ABS VO	PP + Talc
BASE THICKNESS	3 mm	3 mm	3 mm
MOTOR	Induction	Induction	Universal brush motor
CLASS	F	F	B
POWER	140 W	140 W	150 W
RPM	2,800 RPM	2,800 RPM	15,000 RPM
USEFUL LIFE OF BRUSHES	---	---	1,000 h / 100,000 serv., cycle = 39 s
PROTECTION	Automatically resetting of safety thermal cut-off	Automatically resetting of safety thermal cut-off	Automatically resetting of safety thermal cut-off
FAN	Centrifugal single inlet	Centrifugal single inlet	Helical
FAN MATERIAL	PP VO	PP VO	PP VO
AIR SPEED	50 km/h	50 km/h	100 km/h
HEATING ELEMENT POWER	1,500 W	1,500 W	950 W
WIRE	Chrome and nickel	Chrome and nickel	Chrome and nickel
PROTECTION	Safety thermal limiter	Safety thermal limiter	Safety thermal limiter
AIR TEMPERATURE	57 °C	57 °C	55 °C
SOUND PRESSURE	57 dBA	57 dBA	67 dBA
PROTECTION LEVEL	IP21	IP21	IP23
DISCONNECTION (CONTINUOUS USE TIME)	60 s	M88PLUS: 45 s M88APLUS: 60 s	60 s
ADA	---	---	---

Hand dryers

General features table

MODEL	OPERATION		MATERIAL/FINISH							
	manual	sensor operated	white epoxy steel	black epoxy steel	AISI 304 stainless steel, bright	AISI 304 stainless steel, satin	steel with white enamelled coating	steel with black enamelled coating	bright chromed steel	satin finish steel
U-flow®										
M23A		●								
M23AB		●								
M23ABT		●								
M23ACS		●								
dualflow plus										
M24A		●								
M24AB		●								
M24ACS		●								
M14A		●								
M14AB		●								
M14ACS		●								
machflow plus / machflow										
M19A		●	●							
M19AB		●		●						
M19AC		●			●					
M19ACS		●				●				
M09A		●	●							
M09AB		●		●						
M09AC		●			●					
M09ACS		●				●				
speedflow plus / speedflow										
M17A - M06A		●	●							
M17AB - M06AB		●		●						
M17AC - M06AC		●			●					
M17ACS - M06ACS		●				●				
saniflow										
E05	●		●							
E05B	●			●						
E05C	●				●					
E05CS	●					●				
E88	●						●			
E88B	●							●		
E88C	●								●	
E88CS	●									●
E88O	●									●
E85	●									●
E05A		●	●							
E05AB		●		●						
E05AC		●			●					
E05ACS		●				●				
E88A		●					●			
E88AB		●						●		
E88AC		●							●	
E88ACS		●								●
E88AO		●								●
E85A		●								●
mediflow										
M02A		●	●							
M02AB		●		●						
M02AC		●			●					
M02ACS		●				●				
M03A		●	●							
M03AB		●		●						
M03AC		●			●					
M03ACS		●				●				
optima										
M99A		●	●							
M99AB		●		●						
M99AC		●			●					
M99ACS		●				●				
juniorplus										
M88APLUS		●								
M88PLUS	●									
smartflow										
M04A		●								
M04AB		●								
M04AC		●								
M04ACS		●								

Hand dryers

General features table

MODEL	gold-plated steel	white cast iron	white ABS	black ABS	bright grey ABS	satin grey ABS	Ioniser	HEPA filter	Waste pipe	ADJUSTABLE POWER	MOTOR		TRAFFIC	
											induction	brushless	HIGH	MEDIUM
U-flow®														
M23A			●				●	●	☆	●			●	
M23AB			●	●			●	●	☆	●			●	
M23ABT				●			●	●	☆	●			●	
M23ACS						●	●	●	☆	●			●	
dualflow plus														
M24A			●				☆	●	☆	●		●	●	
M24AB				●			☆	●	☆	●		●	●	
M24CS						●	☆	●	☆	●		●	●	
M14A			●				☆	●	☆	●			●	
M14AB				●			☆	●	☆	●			●	
M14CS						●	☆	●	☆	●			●	
machflow plus / machflow														
M19A							☆	●		●		●	●	
M19AB							☆	●		●		●	●	
M19AC							☆	●		●		●	●	
M19ACS							☆	●		●		●	●	
M09A							☆	●		●		●	●	
M09AB							☆	●		●		●	●	
M09AC							☆	●		●		●	●	
M09ACS							☆	●		●		●	●	
speedflow plus / speedflow														
M17A - M06							☆	●		●			●	
M17AB - M06AB							☆	●		●			●	
M17AC - M06AC							☆	●		●			●	
M17ACS - M06ACS							☆	●		●			●	
saniflow														
E05													●	
E05B													●	
E05C													●	
E05CS													●	
E88													●	
E88B													●	
E88C													●	
E88CS													●	
E88O	●												●	
E85	●	●											●	
E05A													●	
E05AB													●	
E05AC													●	
E05ACS													●	
E88A													●	
E88AB													●	
E88AC													●	
E88ACS													●	
E88AO	●												●	
E85A	●	●											●	
mediflow														
M02A														●
M02AB														●
M02AC														●
M02ACS														●
M03A														●
M03AB														●
M03AC														●
M03ACS														●
optima														
M99A												●		●
M99AB												●		●
M99AC												●		●
M99ACS												●		●
juniorplus														
M88APLUS			●									●		●
M88PLUS			●									●		●
smartflow														
M04A			●											●
M04AB				●										●
M04AC					●									●
M04ACS						●								●

☆ Optional


02

Behind the mirror solutions

Elegant hand hygiene system concealed behind the mirror that **enhances the user experience and elevates the aesthetics of the space**. Ideal for high-traffic areas, it facilitates hand washing and drying **without the need to move around** the toilet space, thus reducing usage time and water splashes on the floor.

This innovative system can include **a water tap, automatic soap dispenser, hand dryer or paper dispenser**, all designed to offer an intuitive, efficient and contactless cleaning experience.

BTM solutions **optimise energy consumption**, thanks to sensor activation and the use of an eco-fast dryer. It also features a locking system and **anti-vandal** protection, making it a secure solution.



BtM

Solutions that enhance the architecture of the environment




Maximize the **functionality and aesthetics of the space** with the hygiene system concealed behind the mirror. Choose the option that best suits your space, with **complete cabinets** of 2 or 3 accessories, or **individual accessories** for a free installation.



Three-accessory cabinet - ref. BTM02



Hand washing and drying cabinet with 3 accessories, mirror and lock



The three-accessory cabinet includes a **soap dispenser, water dispenser and an air or paper drying system**, thus providing a comprehensive disinfection solution at a single point. It also offers an intuitive, fast and contactless hygiene experience.




BTM02*
Complete cabinet with soap, water and air drying

MATERIAL: MDF wood and glass
FINISH: matte black

*Also available as an empty cabinet with pictograms (ref. BTM00)

*Option to add water mixer (ref. MA0025)



BTM03**
Complete cabinet with soap, water and paper towel drying

MATERIAL: MDF wood and glass
FINISH: matte black


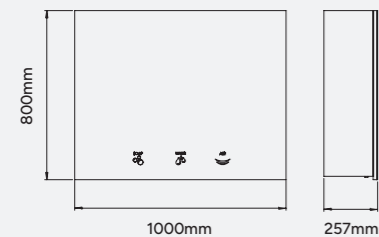
**Also available as an empty cabinet with pictograms (ref. BTM01)

**Option to add water mixer (ref. MA0025)

TECHNICAL SPECIFICATIONS

BTM02


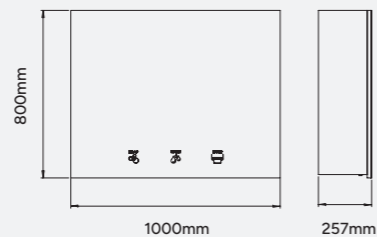
Electrical insulation	Class I
Voltage	220-240 V
Frequency	50 / 60 Hz
Total power	180-850W hand dryer, <10W pictogram backlight, <16W cabinet backlight
Weight	46.5kg



TECHNICAL SPECIFICATIONS

BTM03

Electrical insulation	Class I
Voltage	220-240 V
Frequency	50 / 60 Hz
Total power	<10W pictogram backlight, <16W cabinet backlight
Weight	45.7kg

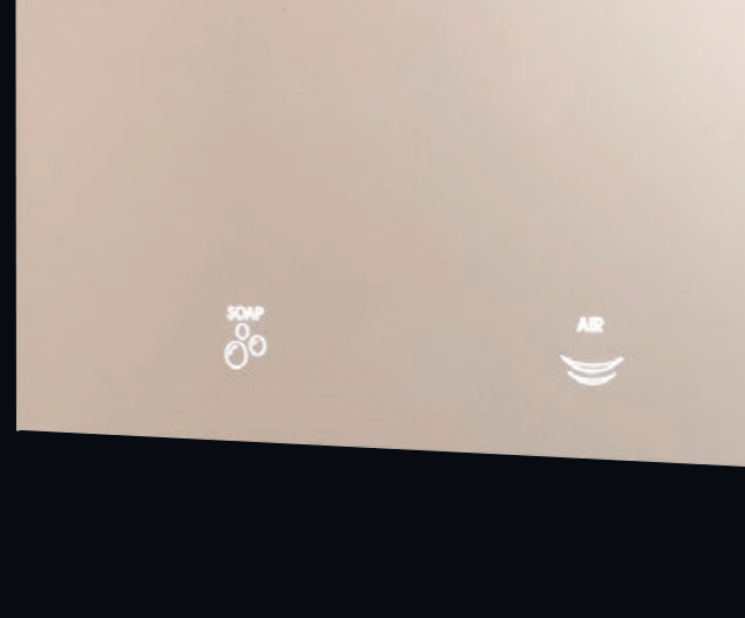


- 1 BACKLIT PICTOGRAMS**
For intuitive use.
- 2 ELECTRICAL CONNECTION**
Power strip to connect all accessories to a single power point.
- 3 DOOR WITH MIRROR**
Equipped with key lock and shatterproof glass.
- 4 PNEUMATIC PISTONS**
For easy opening and closing.
- 5 SOAP DISPENSER**
The dose and direction of soap output can be adjusted. Connected to a 1.8L bottle.
*Option to fit a 5L-tank
- 6 WATER TAP**
Allows adjustment of the flow and direction of water output.
- 7 ECO-FAST HAND DRYER**
Speedflow® Plus model. Cabinet also available with paper towel dispenser (ref. BTM03)



Ref. BTM02

Hand washing and drying cabinet with 2 accessories, mirror and lock




The two-accessory cabinet is designed for public washrooms that already have a water supply. Includes a **soap dispenser and an air or paper drying system.**



New

BTM12*
Complete cabinet with soap and air drying
MATERIAL: MDF wood and glass
FINISH: matte black

**Also available as an empty cabinet with pictograms (ref. BTM10)



New

BTM13**
Complete cabinet with soap and paper towel drying
MATERIAL: MDF wood and glass
FINISH: matte black

**Also available as an empty cabinet with pictograms (ref. BTM11)

TECHNICAL SPECIFICATIONS


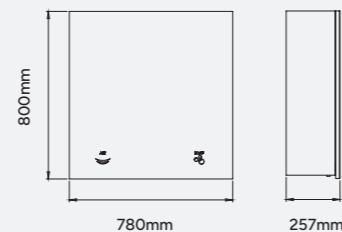

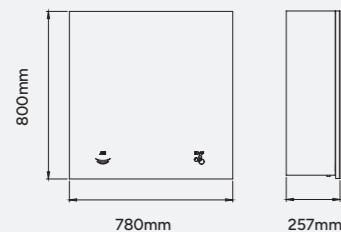
BTM12

Electrical insulation	Class I
Voltage	220-240 V
Frequency	50 / 60 Hz
Total power	180-850W hand dryer, <10W pictogram backlight, <16W cabinet backlight
Weight	43.5kg


TECHNICAL SPECIFICATIONS

BTM13

Electrical insulation	Class I
Voltage	220-240 V
Frequency	50 / 60 Hz
Total power	<10W pictogram backlight, <16W cabinet backlight
Weight	42.7kg



- 1 BACKLIT PICTOGRAMS**
For intuitive use.
- 2 ELECTRICAL CONNECTION**
Power strip included to connect all accessories to a single power point.
- 3 DOOR WITH MIRROR**
Equipped with key lock and shatterproof glass.
- 4 PNEUMATIC PISTONS**
For easy opening and closing.
- 5 ECO-FAST HAND DRYER**
Speedflow® Plus model. Cabinet also available with paper towel dispenser (ref. BTM03).
- 6 SOAP DISPENSER**
The dose and direction of soap output can be adjusted.
Connected to a 1.8L bottle.
*Option to fit a 5L-tank.



Ref. BTM12



With holder


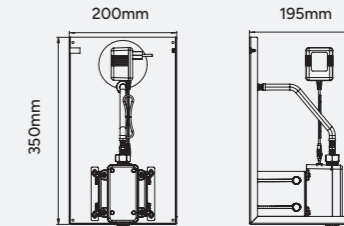

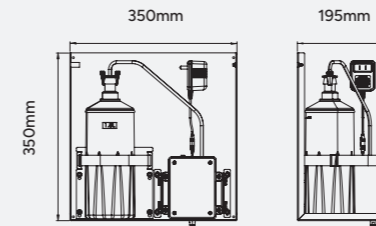


DJ024BTM
Soap dispenser
CAPACITY: 1.8L (suitable for tanks up to 5L)



GA024BTM
Water tap
MATERIAL: AISI 304 stainless steel

Mediclinics offers the possibility to purchase accessories separately to **design a bespoke hygiene area**, thus adapting to the specific requirements of the project and space. **Accessories with or without rear holder** for a fully customized installation.




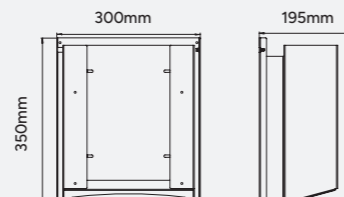

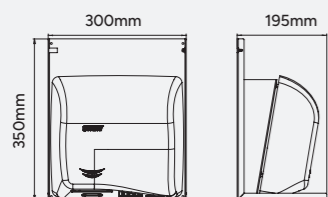
With holder



M17A-BTM24
Eco-fast hand dryer
Speedflow® Plus
MATERIAL: steel
FINISH: white



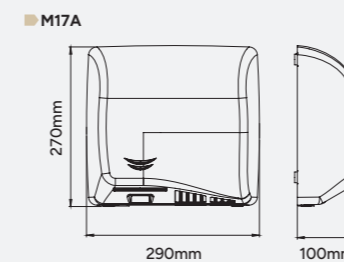
DT024BTM
Paper towel dispenser
CAPACITY: 400-600 C/Z fold towels



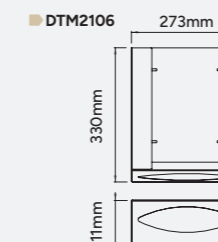
Without holder



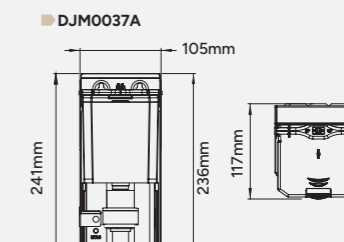
M17A
Eco-fast hand dryer
Speedflow® Plus
MATERIAL: steel
FINISH: white



DTM2106
Paper towel dispenser
CAPACITY: 400-600 C/Z fold towels



DJM0037A
Soap dispenser
CAPACITY: 1L
FINISH: liquid (DJM0037A) / foam (DJFM0038A) / spray (DJSM0039A)





03

Wash and dry units

The All-In-One washing and drying units are an elegant and exclusive hand washing and drying system integrated into the washbasin or wall, providing an **elegant and efficient solution** for demanding public toilet facilities.

They consist of a **soap dispenser, water tap and hand dryer**, all sensor-activated to offer convenient, hygienic use and resource savings. In addition, the air dryer unit promotes **energy savings** thanks to its high-speed, low-consumption motor.

With options available for installation in the washbasin itself or for wall mounting, the mechanisms remain concealed to provide **greater discretion and a better user experience**.



Wall-mounted All-In-One set – ref. UCM095AC

all-in-one

Wall-mounted model

Intuitive and easy to use
without moving around



The three-piece wall-mounted All-In-One set is designed to integrate elegantly into the toilet facility. Comprising a **water tap, soap dispenser and hand dryer**, it ensures maximum hygiene without the need to move around. This prevents water splashes on the floor and promotes a safe environment.

all-in-one Wall-mounted model



New

M095AB
Hand dryer with sensor
MATERIAL: brass
FINISH: black



GA003AB*
Water tap with sensor
MATERIAL: brass
FINISH: black
*Option to add water mixer (ref. MA0025)



DJ003AB
Soap dispenser with sensor
MATERIAL: brass
FINISH: black

Complete set
1u/box
10u/pallet
120 x 80 x 110cm

Complete set:
UCM095AB



New

M095AC
Hand dryer with sensor
MATERIAL: chrome-plated brass
FINISH: bright



GA003AC*
Water tap with sensor
MATERIAL: chrome-plated brass
FINISH: bright
*Option to add water mixer (ref. MA0025).



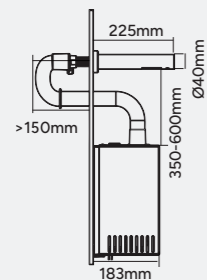
DJ003AC
Soap dispenser with sensor
MATERIAL: chrome-plated brass
FINISH: bright

Complete set:
UCM095AC

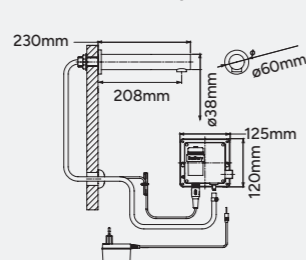
Optional: PVD coating
See page 214




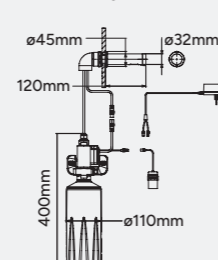
M095AB / M095AC



GA003AB / GA003AC

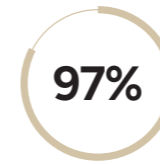


DJ003AB / DJ003AC

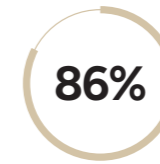


TECHNICAL DATA SHEET

Energy efficiency



Energy savings compared to conventional hand dryers




Savings compared to paper consumption*



Hand drying time

- FRONT PICTOGRAMS**
For intuitive use.
- AUTOMATIC**
Sensor-activated taps.
- WALL-MOUNTED INSTALLATION**
- WATER INLET CONNECTION**
- SOAP TANK**
With a capacity of 1.5L. Easily removable and refillable.
- ECO-FAST HAND DRYER**
Motor: Machflow® Plus motor, with adjustable motor speed and heating element.
- AIR PURIFICATION**
Includes HEPA media filter and Ion Hygienic® ionizer.



*Calculations based on the assumption that 2 paper towels are required per hand dry and each towel weighs 2 grams. Data sources: Spanish electricity mix (2023) according to the report by the National Commission on Markets and Competition (CNMC), EPLCA (European Platform on LCA) Emission Factors.



all-in-one

Countertop model

Technology, design and efficiency
in one space



WATCH VIDEO

Countertop All-In-One set – ref. UCM094AC

The two-piece All-In-One countertop set **minimises the washing and drying area**, integrating soap, water and air into just two units. Ideal for compact spaces seeking **efficiency, safety and functionality**.

all-in-one

Countertop model

Two-piece set



M094AB
Hand dryer with sensor
MATERIAL: brass
FINISH: black



GAJ002AB*
Water tap and soap dispenser with sensor
MATERIAL: brass
FINISH: black
*Option to add water mixer (ref. MA0025)

Complete set
1u/box
10u/pallet
120 x 80 x 110cm

Complete set:
UCM094AB



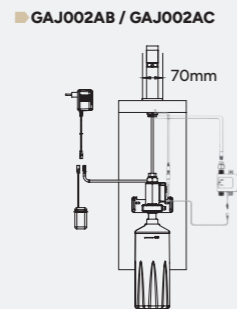
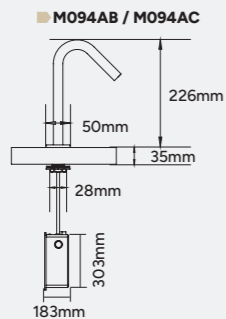
M094AC
Hand dryer with sensor
MATERIAL: chrome-plated brass
FINISH: bright



GAJ002AC*
Water tap and soap dispenser with sensor
MATERIAL: chrome-plated brass
FINISH: bright
*Option to add water mixer (ref. MA0025)

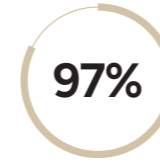
Complete set:
UCM094C

Optional: PVD coating
See page 214

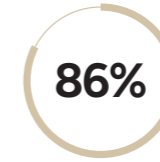


TECHNICAL DATA SHEET

Energy efficiency



Energy savings compared to conventional hand dryers



Savings compared to paper consumption*



Hand drying time

- FRONT PICTOGRAMS**
For intuitive use.
- AUTOMATIC**
Sensor-activated taps.
- INSTALLATION ON WASHBASIN**
- ECO-FAST HAND DRYER**
Machflow® Plus motor, with adjustable motor speed and heating element.
- AIR PURIFICATION**
Includes HEPA media filter and Ion Hygienic® ionizer.

- WATER INLET CONNECTION**
- SOAP TANK**
With a capacity of 1.5L. Easily removable and refillable.





Countertop All-In-One set – ref. UCM096AB

all-in-one

Countertop model

Minimalism for
high-traffic spaces



The three-piece All-In-One countertop set offers a **convenient and stylish solution for high-traffic public toilets**. The system combines a water tap, soap dispenser and hand dryer in a single unit, thus optimising **speed and efficiency of use**.

all-in-one
Countertop model
Three-piece set



New

M094AB
Hand dryer with sensor
MATERIAL: brass
FINISH: black



New

GA002AB*
Water tap with sensor
MATERIAL: brass
FINISH: black
*Option to add water mixer (ref. MA0025)



New

DJ002AB
Soap dispenser with sensor
MATERIAL: brass
FINISH: black

Complete set
1u/box
10u/pallet
120 x 80 x 110cm

Complete set:
UCM096AB



New

M094AC
Hand dryer with sensor
MATERIAL: chrome-plated brass
FINISH: bright



New

GA002AC*
Water tap with sensor
MATERIAL: chrome-plated brass
FINISH: bright
*Option to add water mixer (ref. MA0025)

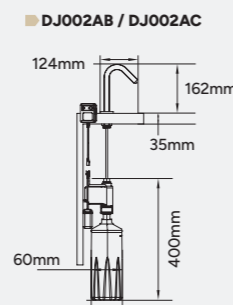
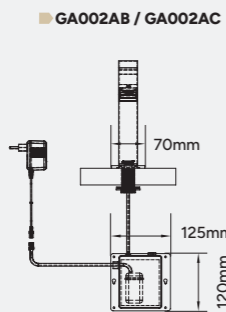
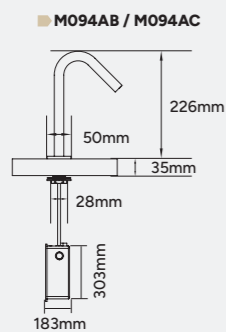


New

DJ002AC
Soap dispenser with sensor
MATERIAL: chrome-plated brass
FINISH: bright

Complete set:
UCM096AC

Optional: PVD coating
See page 214



MODEL	MATERIAL			FINISH		INSTALLATION TYPE		COMPONENTS OF THE UNIT		
	Chrome-plated brass	Black	Bright	Recessed into the washbasin	Recessed into the wall	Hand dryers	Soap dispenser	Water tap		
M095AB	•	•			•	•				
DJ003AB	•	•			•		•			
GA003AB	•	•			•				•	
M094AC	•		•		•	•				
DJ003AC	•		•		•		•			
GA003AC	•		•		•				•	
M094AB	•	•		•		•				
DJ002AB	•	•		•			•			
GA002AB	•	•		•					•	
GAJ002AB	•	•		•			•		•	•
M094AC	•		•	•		•				
DJ002AC	•		•	•			•			
GA002AC	•		•	•					•	
GAJ002AC	•		•	•			•		•	•
UCM095AB	•	•			•	•	•	•	•	•
UCM095AC	•		•		•	•	•	•	•	•
UCM096AB	•	•				•	•	•	•	•
UCM096AC	•		•			•	•	•	•	•
UCM094AB	•	•				•	•	•	•	•
UCM094AC	•		•			•	•	•	•	•



04

Baby changing stations

Mediclinics redefines the concept of changing stations by merging **design, robustness, technology and hygiene.**

Designed to offer maximum comfort and safety for babies, this changing station is available in a variety of finishes and installation options, making it ideal for public spaces seeking a **clean, functional and aesthetically-pleasing solution.**

Thanks to the Biocote® additive and Ion Hygienic® technology, Babymedi® guarantees superior and long-lasting hygienic protection.



vertical Babymedi® – ref. CP0016VPVDC



babymedi®

Maximum hygiene, safety
and integration



The Babymedi® changing station range stands out for its innovative and elegant design. It is available in **horizontal and vertical formats**, with options for **surface-mounted or recessed installation**, making it easy to integrate into any space.

The most hygienic changing station on the market thanks to Biocote® antimicrobial protection and Ion Hygienic® technology

Biocote®
Antimicrobial additive



-  **Improved hygiene**
Inhibits the reproduction of harmful microorganisms.
-  **Greater cleanliness**
Protects surfaces against mould, unpleasant odours and stains.
-  **Odourless**
The additive is odorless, making it safe for babies.

Biocote® antimicrobial protection prevents germs from proliferating, although the surface must still be cleaned regularly to remove these germs.

Ion Hygienic®
Bacteria neutralizer



-  **Improved hygiene**
Purifies the air by eliminating germs and bacteria.
-  **Clean technology**
Operates by electrostatic attraction of particles.
-  **Safe**
No electrical risk as it is battery operated.

When the changing station is closed after use, the ionizer is activated, disinfecting its surface.

babymedi®

- 1 PRACTICAL**
Sanitary liner dispenser with safety lock.
- 2 ROBUST**
Certified to support heavy static loads.
- 3 ANTI-MICROBIAL PROTECTION**
Surface coated with Biocote®.
- 4 FUNCTIONAL**
Hook for hanging personal items.
- 5 ELEGANT**
Smooth, rounded curve design.
- 6 SAFE**
Includes safety belt.
- 7 AIR PURIFICATION**
Optional: Ion Hygienic® technology.



Maximum permitted load of 20 kg.

babymedi®

Horizontal



babymedi®

Vertical



New

1u/box
7u/pallet
120 x 80 x 130cm

CP0016H
Ref. with optional extras:
CP0016H-I (Babymedi with ionizer)
MATERIAL: polypropylene
FINISH: white



New

1u/box
6u/pallet
120 x 80 x 115cm

CP0016HCS
Ref. with optional extras:
CP0016HCS-I (Babymedi with ionizer)
MATERIAL: polypropylene/
AISI 304 stainless steel
FINISH: satin



New


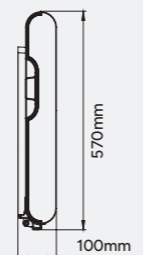
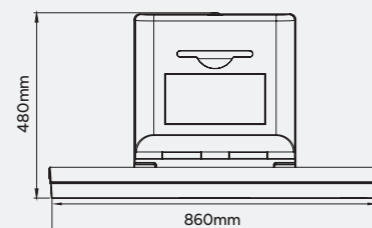

1u/box
6u/pallet
120 x 80 x 115cm

CP0016HCSB
Ref. with optional extras:
CP0016HCSB-I (Babymedi with ionizer)
MATERIAL: polypropylene/
AISI 304 stainless steel
FINISH: matte black

Optional: PVD coating
See page 214



Accessories:
Sanitary liner refill
(ref. CN0020)



TECHNICAL DATA SHEET



New

1u/box
7u/pallet
120 x 80 x 130cm

CP0016V
Ref. with optional extras:
CP0016V-I (Babymedi with ionizer)
MATERIAL: polypropylene
FINISH: white



New

1u/box
6u/pallet
120 x 80 x 115cm

CP0016VCS
Ref. with optional extras:
CP0016VCS-I (Babymedi with ionizer)
MATERIAL: polypropylene/
AISI 304 stainless steel
FINISH: satin




New


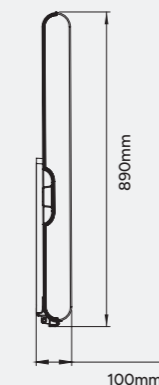
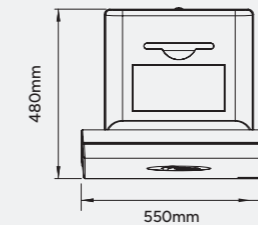
1u/box
6u/pallet
120 x 80 x 115cm

CP0016VCSB
Ref. with optional extras:
CP0016VCSB-I (Babymedi with ionizer)
MATERIAL: polypropylene/
AISI 304 stainless steel
FINISH: matte black

Optional: PVD coating
See page 214



Accessories:
Sanitary liner refill
(ref. CN0020)



TECHNICAL DATA SHEET

babymedi®

Recessed kit



Kit for installing the Babymedi recessed into the wall, optimizing the space.
 Perfect for small areas or where greater mobility is required.
 Can be paired with any changing station color.



KT0016HCS
 Horizontal recessed kit
 MATERIAL: AISI 304 stainless steel
 FINISH: satin



KT0016HCSB
 Horizontal recessed kit
 MATERIAL: AISI 304 stainless steel
 FINISH: black




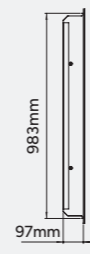
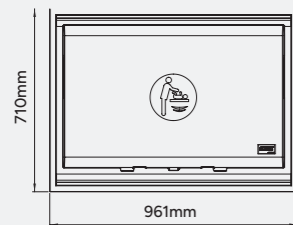
KT0016VCS
 Vertical recessed kit
 MATERIAL: AISI 304 stainless steel
 FINISH: satin



KT0016VCSB
 Vertical recessed kit
 MATERIAL: AISI 304 stainless steel
 FINISH: black

1u/box
 6u/pallet
 120 x 80 x 115cm

Optional: PVD coating
 See page 214



TECHNICAL DATA SHEET

- 1 **ERGONOMIC**
Easy opening and closing thanks to its upper space and pneumatic damper.
- 2 **AESTHETIC**
Option to combine finishes.

- 3 **COMPLIES WITH ADA ACCESSIBILITY STANDARDS**
Ultra-slim profile to improve mobility in compact spaces.
- 4 **SAFE**
Lateral clearance to prevent trapping.





05

Hair dryers

Our range of hair dryers has been specially developed to provide **efficient and safe solutions in all types of spaces**. From **robust, vandal-resistant models**, designed for intensive use in high-traffic areas such as gyms, leisure centres or campsites, to **compact and adjustable models**, ideal for hotel rooms, hospitals and care homes.

All our dryers combine functional design and high performance, ensuring a **comfortable experience that is tailored** to the needs of each user.



Automatic hair dryer – ref. SC0009

SC0009

Maximum energy efficiency

Public use
Automatic operation



This hair dryer is characterised by its **robustness and low energy consumption**, thanks to its AISI 304 stainless steel cover and eco-fast motor, making it ideal for high-traffic areas. An optional “Plug-in” system can be incorporated for **immediate and convenient replacement** of the dryer.



SC0009
MATERIAL: steel
FINISH: white epoxy



SC0009CS
MATERIAL: AISI 304 stainless steel
FINISH: satin



SC0009B
MATERIAL: steel
FINISH: black epoxy




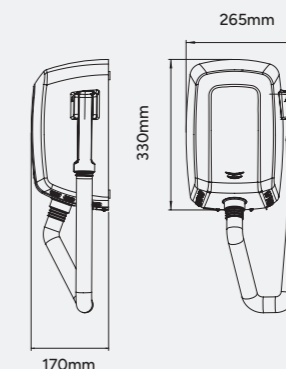
120 x 80 x 115cm



Optional Plug-in system
Ref. KTP009

TECHNICAL SPECIFICATIONS
SC0009 / SC0009CS / SC0009B

Electrical insulation	Class I
Voltage	220–240 V
Frequency	50 / 60 Hz
Protection level	IP23
Total power	200 – 1000W
Power consumption	2.4 – 5.2 A
Weight	5.6kg



TECHNICAL DATA SHEET

Public use
Manual operation



SC0088H
MATERIAL: steel
FINISH: white vitreous enamel



SC0088HCS
MATERIAL: steel
FINISH: satin chromed



120 x 80 x 120cm



Individual use
Automatic operation



SC0087
MATERIAL: polycarbonate
FINISH: white



120 x 80 x 140cm



SC0088
With shaver socket
MATERIAL: polycarbonate
FINISH: white



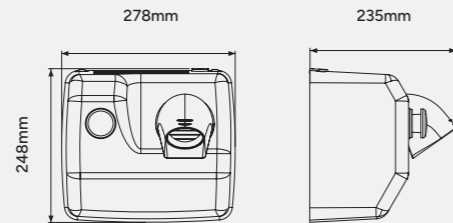
120 x 80 x 140cm



TECHNICAL SPECIFICATIONS

SC0088H / SC0088HCS

Electrical insulation	Class I
Voltage	220–240 V
Frequency	50 / 60 Hz
Protection level	IP21
Total power	2250 W
Power consumption	10 A
Weight	5.9kg

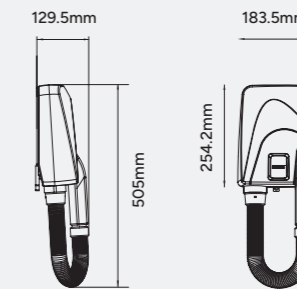


TECHNICAL DATA SHEET

TECHNICAL SPECIFICATIONS

SC0087 / SC0088

Electrical insulation	Class II
Voltage	220–240 V
Frequency	50 / 60 Hz
Protection level	IPX0
Total power	600 – 1,100W
Power consumption	2.6 – 5.2 A
Weight	2.1kg



TECHNICAL DATA SHEET

Public use
Manual operation



SC1088HT
MATERIAL: steel
FINISH: white vitreous enamel



SC1088HTCS
MATERIAL: steel
FINISH: satin chromed



120 x 80 x 110cm



Individual use
Automatic operation



SC0004
MATERIAL: ABS
FINISH: white



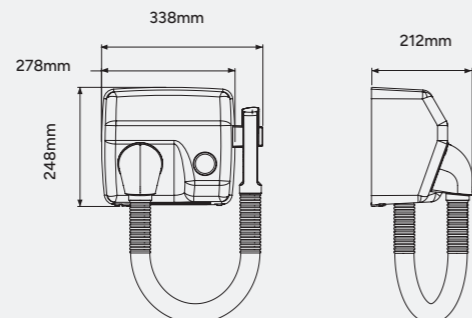
120 x 80 x 135cm



TECHNICAL SPECIFICATIONS

SC1088HT / SC1088HTCS

Electrical insulation	Class I
Voltage	220–240 V
Frequency	50 / 60 Hz
Protection level	IP21
Total power	1000 W
Power consumption	4.5 A
Weight	6.6kg


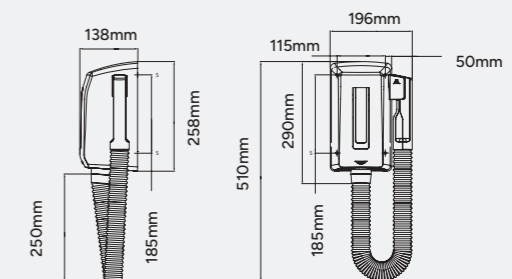


TECHNICAL DATA SHEET

TECHNICAL SPECIFICATIONS

SC0004

Electrical insulation	Class II
Voltage	220–240 V
Frequency	50 / 60 Hz
Protection level	IP23
Total power	850 W
Power consumption	3 A
Weight	1.8kg



TECHNICAL DATA SHEET

Individual use
Manual operation



SC0050
MATERIAL: ABS
FINISH: white

New



Operates with IonTech



SC0050B
MATERIAL: ABS
FINISH: black

New



Operates with IonTech

12u/box

120u/pallet

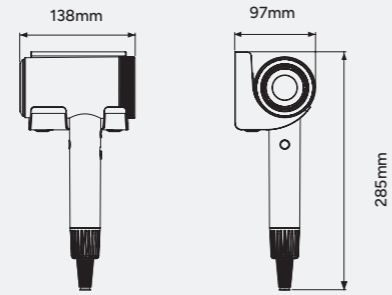
120 x 80 x 110cm

CB CE RoHS

TECHNICAL SPECIFICATIONS

SC0050 / SC0050B


Electrical insulation	Class II
Voltage	220–240 V
Frequency	50 / 60 Hz
Protection level	IPX0
Total power	75 - 2000 W (brushless motor)
Power consumption	0.6 – 8.4 A
Weight	0.86kg




Individual use
Manual operation



SC0020
MATERIAL: ABS
FINISH: white



SC0020CS
MATERIAL: ABS
FINISH: black / silver



SC0030
With shaver socket
MATERIAL: ABS
FINISH: white



SC0030CS
With shaver socket
MATERIAL: ABS
FINISH: black / silver

12u/box

180u/pallet

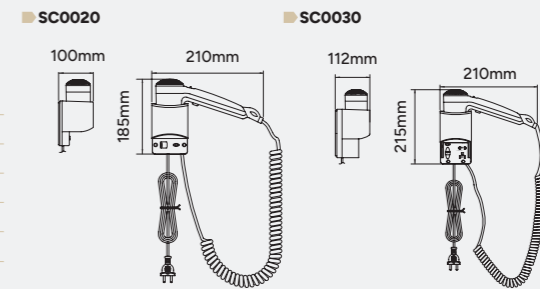
120 x 80 x 110cm

CB CE RoHS


TECHNICAL SPECIFICATIONS

SC0020 / SC0020CS / SC0030 / SC0030CS


Electrical insulation	Class II
Voltage	220–240 V
Frequency	50 / 60 Hz
Protection level	IPX0
Total power	540 – 1240 W
Power consumption	2.7 – 4.9 A
Weight	0.7kg



Individual use
Manual operation



SC0010
MATERIAL: ABS
FINISH: white



SC0010CS
MATERIAL: ABS
FINISH: black / silver

12u/box

180u/pallet


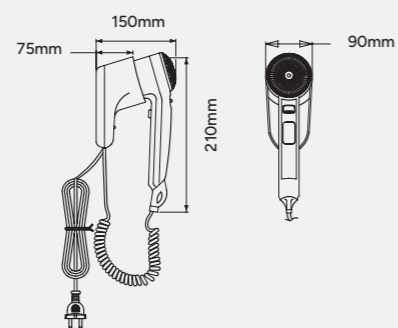
120 x 80 x 110cm

CB CE RoHS

TECHNICAL SPECIFICATIONS

SC0010 / SC0010CS

Electrical insulation	Class II
Voltage	220–240 V
Frequency	50 / 60 Hz
Protection level	IPX0
Total power	540 – 1240 W
Power consumption	2.7 – 4.9 A
Weight	0.7kg



Individual use
Manual operation



SC0040
MATERIAL: ABS
FINISH: white

12u/box

144u/pallet

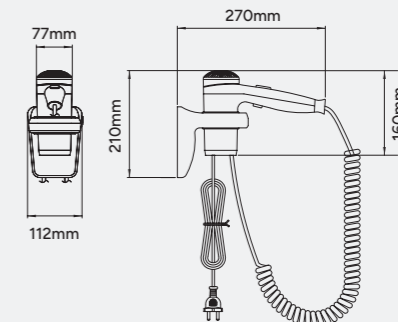
120 x 80 x 105cm

CB CE RoHS

TECHNICAL SPECIFICATIONS

SC0040

Electrical insulation	Class II
Voltage	220–240 V
Frequency	50 / 60 Hz
Protection level	IP20
Total power	200 – 1800 W
Power consumption	0.9 – 7 A
Weight	0.8kg



Hair dryers
General features table

MODEL	USAGE		OPERATION		MATERIAL / FINISH						
	Public	Individual	Manual	Automatic	White vitreous enamelled steel	Satin finish steel	White epoxy stainless steel	Satin stainless steel	White polycarbonate	White ABS	Black ABS
SC0009	•			•			•				
SC0009CS	•			•				•			
SC0088H	•		•		•						
SC0088HCS	•		•			•					
SC1088HT	•		•		•		•				
SC1088HTCS	•		•			•					
SC0004		•		•						•	
SC0087		•		•					•		
SC0088		•		•					•		
SC0050		•	•							•	
SC0050B		•	•								•
SC0010		•	•							•	
SC0010CS		•	•								•
SC0020		•	•							•	
SC0020CS		•	•								•
SC0030		•	•							•	
SC0030CS		•	•								•
SC0040		•	•							•	

Hair dryers
General features table

SPEED SELECTOR	CYCLE TIME		ADDITIONAL SAFETY COMPONENTS	SHAVER SOCKET	SUITABLE FOR			MODEL
	600	900			Gyms and sports centres	Hospitals and health centres	Hospitals Other accommodation	
•			•		•	•	•	SC0009
•			•		•			SC0009CS
		•	•		•			SC0088H
		•	•		•			SC0088HCS
		•	•		•			SC1088HT
		•	•		•			SC1088HTCS
			•			•	•	SC0004
•			•			•	•	SC0087
•			•	•		•	•	SC0088
•			•			•	•	SC0050
•			•			•	•	SC0050B
•			•			•	•	SC0010
•			•			•	•	SC0010CS
•			•			•	•	SC0020
•			•			•	•	SC0020CS
•			•	•		•	•	SC0030
•			•	•		•	•	SC0030CS
•			•			•	•	SC0040



06

Soap dispensers

Designed to suit any environment and need, our range of soap dispensers offers a wide variety of models, available with **either automatic or manual operation**, and suitable for **surface-mounted or recessed installation**.

Depending on the model, they can dispense liquid, foam or spray soap, and offer the flexibility to use different types of soap with the same unit, optimising consumption and encouraging savings.

All models are **equipped with a front window** for quick soap level monitoring, making maintenance easier, and with a **security lock with key**, protecting the contents against possible vandalism.

Manufactured from highly resistant materials, these dispensers are available in high-capacity versions, ideal for **high-traffic areas** such as airports, hospitals and gyms, as well as in **more compact formats** for lower-traffic environments such as hotels, restaurants and care homes.



Automatic soap dispenser - ref. DJ0037AB

DJ0037A

Elegance and versatility

Automatic operation

With automatic operation to **avoid contact and prevent the spread of germs**, this soap dispenser combines maximum **elegance and efficiency**. Its versatile design allows it to accommodate three different types of soap (liquid, foam, or spray) when the corresponding accessory is ordered separately.



DJ0037A

SOAP FORMAT:
liquid (DJ0037A) / foam (DJF0038A) / spray (DJS0039A)

MAX CAPACITY: 1L

MATERIAL: AISI 304 stainless steel / PP internal reservoir

FINISH: white epoxy

Ref. with power adapter:
DJ0037A-TRAFO (liquid)
DJF0038A-TRAFO (foam)
DJS0039A-TRAFO (spray)



DJ0037AB

SOAP FORMAT:
liquid (DJ0037AB) / foam (DJF0038AB) / spray (DJS0039AB)

MAX CAPACITY: 1L

MATERIAL: AISI 304 stainless steel / PP internal reservoir

FINISH: matte black epoxy

Ref. with power adapter:
DJ0037AB-TRAFO (liquid)
DJF0038AB-TRAFO (foam)
DJS0039AB-TRAFO (spray)



DJ0037AC

SOAP FORMAT:
liquid (DJ0037AC) / foam (DJF0038AC) / spray (DJS0039AC)

MAX CAPACITY: 1L

MATERIAL: AISI 304 stainless steel / PP internal reservoir

FINISH: bright

Ref. with power adapter:
DJ0037AC-TRAFO (liquid)
DJF0038AC-TRAFO (foam)
DJS0039AC-TRAFO (spray)



DJ0037ACS

SOAP TYPE:
liquid (DJ0037ACS) / foam (DJF0038ACS) / spray (DJS0039ACS)

MAX CAPACITY: 1L

MATERIAL: AISI 304 stainless steel / PP internal reservoir

FINISH: satin

Ref. with power adapter:
DJ0037ACS-TRAFO (liquid)
DJF0038ACS-TRAFO (foam)
DJS0039ACS-TRAFO (spray)



120 x 80 x 105cm



LIQUID



FOAM



SPRAY

Table of compatible soaps see p. 107

Optional: PVD coating
See page 214



Optional accessories:


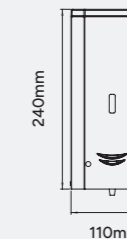


9V TRAF0 power adapter
(see adapter types - p. 108)



Anti-drip tray holder
(ref. HGPT0070B)

Allows easy refill:



TECHNICAL DATA SHEET

Automatic operation



DJ0050A
 SOAP FORMAT: liquid
 MAX CAPACITY: 1.2L
 MATERIAL: ABS
 FINISH: white



DJ0050ACS
 SOAP FORMAT: liquid
 MAX CAPACITY: 1.2L
 MATERIAL: AISI 304 stainless steel
 FINISH: satin

12u/box
 180u/pallet
 120 x 80 x 130cm

Push-button operated

LIQUID FOAM SPRAY
 Table of compatible soaps see p. 107



DJ0031
 SOAP FORMAT: liquid (DJ0031) / foam (DJF0032) / spray (DJS0033)
 MAX CAPACITY: 1.5L
 MATERIAL: AISI 304 stainless steel / PP internal reservoir
 FINISH: white epoxy



DJ0031B
 SOAP FORMAT: liquid (DJ0031B) / foam (DJF0032B) / spray (DJS0033B)
 MAX CAPACITY: 1.5L
 MATERIAL: AISI 304 stainless steel / PP internal reservoir
 FINISH: matte black epoxy



DJ0031C
 SOAP FORMAT: liquid (DJ0031C) / foam (DJF0032C) / spray (DJS0033C)
 MAX CAPACITY: 1.5L
 MATERIAL: AISI 304 stainless steel / PP internal reservoir
 FINISH: bright



DJ0031CS
 SOAP FORMAT: liquid (DJ0031CS) / foam (DJF0032CS) / spray (DJS0033CS)
 MAX CAPACITY: 1.5L
 MATERIAL: AISI 304 stainless steel / PP internal reservoir
 FINISH: satin

1u/box
 132u/pallet
 120 x 80 x 105cm

LIQUID

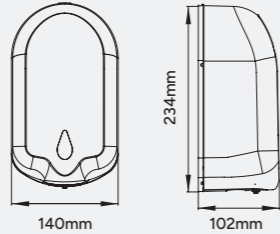


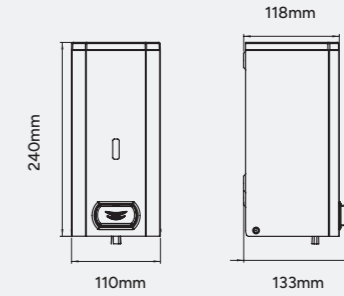
Table of compatible soaps see p. 107

One soap dispenser, 3 possible valves



Allows valve interchange. Convert to:
 liquid soap by adding ref. RCDJ0031V
 foam soap by adding ref. RCDJF0032V
 spray soap by adding ref. RCDJF0033V

Allows easy refill:



LIQUID

Table of compatible soaps see p. 107



DJ0160AS
 SOAP FORMAT: liquid
 MAX CAPACITY: 0.8L
 MATERIAL: aluminium / thermoplastic
 FINISH: chrome/black

10u/box
 120u/pallet
 120 x 80 x 115cm



DJ0252AC
 Inset
 SOAP FORMAT: liquid
 MAX CAPACITY: 1.6L
 MATERIAL: chrome-plated brass
 FINISH: bright

6u/box
 36u/pallet
 120 x 80 x 105cm

LIQUID
 Table of compatible soaps see p. 107



DJ0040
 SOAP FORMAT: liquid
 MAX CAPACITY: 1.5L
 MATERIAL: AISI 304 stainless steel / PP internal reservoir
 FINISH: white epoxy



DJ0040B
 SOAP FORMAT: liquid
 MAX CAPACITY: 1.5L
 MATERIAL: AISI 304 stainless steel / PP internal reservoir
 FINISH: matte black epoxy

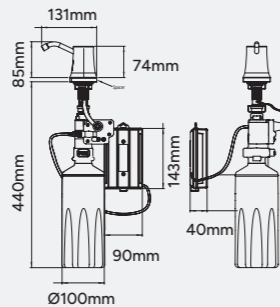
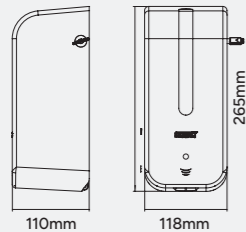


DJ0040C
 SOAP FORMAT: liquid
 MAX CAPACITY: 1.5L
 MATERIAL: AISI 304 stainless steel / PP internal reservoir
 FINISH: bright



DJ0040CS
 SOAP FORMAT: liquid
 MAX CAPACITY: 1.5L
 MATERIAL: AISI 304 stainless steel / PP internal reservoir
 FINISH: satin


1u/box
 192u/pallet
 120 x 80 x 135cm



Optional accessories:



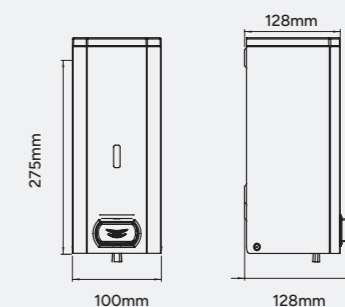
9V TRAF0 power adapter (see adapter types – p. 108)



LIQUID

Table of compatible soaps see p. 107

Allows easy refill:



Push-button operated



DJ0010F
 SOAP FORMAT: liquid
 MAX CAPACITY: 1.1L
 MATERIAL: ABS / SAN
 FINISH: white / smoked



DJ0020F
 SOAP FORMAT: liquid
 MAX CAPACITY: 1.1L
 MATERIAL: ABS / SAN
 FINISH: black / smoked

18u/box

216u/pallet

120 x 80 x 1106cm



DJ0112C
 SOAP FORMAT: liquid
 MAX CAPACITY: 1.1L
 MATERIAL: AISI 304 stainless steel
 FINISH: bright



DJ0112CS
 SOAP FORMAT: liquid
 MAX CAPACITY: 1.1L
 MATERIAL: AISI 304 stainless steel
 FINISH: satin

24u/box

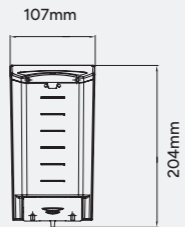
192u/pallet

120 x 95 x 106cm



LIQUID

Table of compatible soaps see p. 107




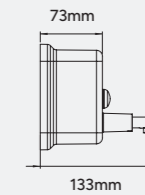
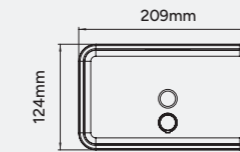
TECHNICAL DATA SHEET



LIQUID

Table of compatible soaps see p. 107

Polyethylene inner reservoir



TECHNICAL DATA SHEET



DJ0115C
 SOAP FORMAT: liquid
 MAX CAPACITY: 1.3L
 MATERIAL: AISI 304 stainless steel
 FINISH: bright



DJ0115CS
 SOAP FORMAT: liquid
 MAX CAPACITY: 1.3L
 MATERIAL: AISI 304 stainless steel
 FINISH: satin

12u/box

216u/pallet

120 x 80 x 120cm



DJ0111C
 SOAP FORMAT: liquid
 MAX CAPACITY: 1.1L
 MATERIAL: AISI 304 stainless steel
 FINISH: bright



DJ0111CS
 SOAP FORMAT: liquid
 MAX CAPACITY: 1.1L
 MATERIAL: AISI 304 stainless steel
 FINISH: satin

24u/box

192u/pallet

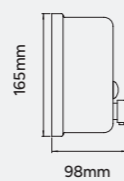
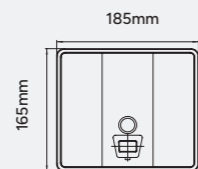
120 x 95 x 106cm



LIQUID

Table of compatible soaps see p. 107

Polyethylene inner reservoir




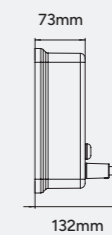
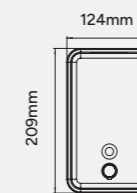
TECHNICAL DATA SHEET



LIQUID

Table of compatible soaps see p. 107

Polyethylene inner reservoir



TECHNICAL DATA SHEET

Lever operation

LIQUID FOAM SPRAY

Table of compatible soaps see p. 107



DJP0034
 SOAP FORMAT: liquid (DJP0034) / foam (DJFP035) / spray (DJSP036)
 MAX CAPACITY: 1.5L
 MATERIAL: AISI 304 stainless steel / PP internal reservoir
 FINISH: white epoxy



DJP0034B
 SOAP FORMAT: liquid (DJP0034B) / foam (DJFP035B) / spray (DJSP036B)
 MAX CAPACITY: 1.5L
 MATERIAL: AISI 304 stainless steel / PP internal reservoir
 FINISH: matte black epoxy



DJP0034C
 SOAP FORMAT: liquid (DJP0034C) / foam (DJFP035C) / spray (DJSP036C)
 MAX CAPACITY: 1.5L
 MATERIAL: AISI 304 stainless steel / PP internal reservoir
 FINISH: bright



DJP0034CS
 SOAP FORMAT: liquid (DJP0034CS) / foam (DJFP035CS) / spray (DJSP036CS)
 MAX CAPACITY: 1.5L
 MATERIAL: AISI 304 stainless steel / PP internal reservoir
 FINISH: satin

1u/box

135u/pallet
 120 x 80 x 130cm



DJ0120C
 SOAP FORMAT: liquid
 MAX CAPACITY: 0.5L
 MATERIAL: stainless steel - chrome-plated brass
 FINISH: bright



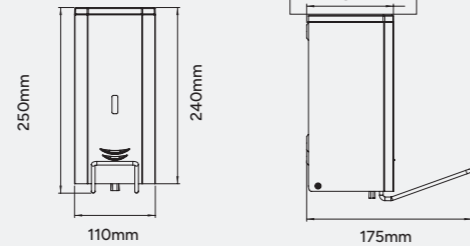
DJ0121C
 SOAP FORMAT: liquid
 MAX CAPACITY: 0.5L
 MATERIAL: chrome-plated brass
 FINISH: bright

One soap dispenser, 3 possible soap format



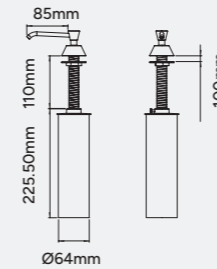
Allows valve interchange. Convert to:
 liquid soap by adding ref. RCDJ0031V
 foam soap by adding ref. RCDJF0032V
 spray soap by adding ref. RCDJF0033V

Allows easy refill:



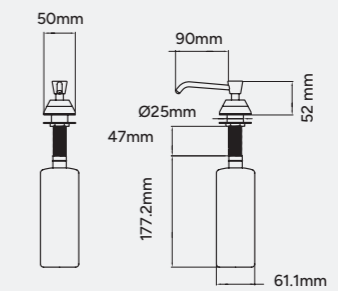
LIQUID

Table of compatible soaps see p. 107



LIQUID

Table of approved soaps see p. 107



Push-button operated Recessed




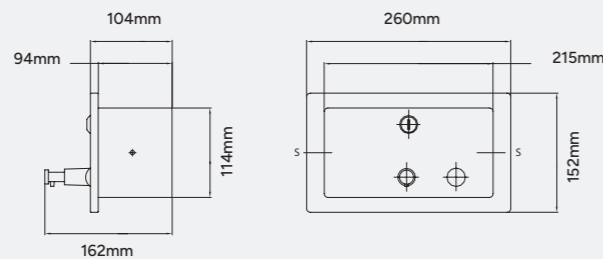
DJE0010CS
 SOAP FORMAT: liquid
 MAX CAPACITY: 1.4L
 MATERIAL: AISI 304 stainless steel
 FINISH: satin

12u/box

72u/pallet
 120 x 80 x 105cm


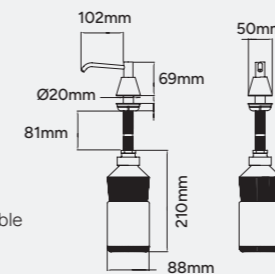
LIQUID

Table of compatible soaps see p. 107



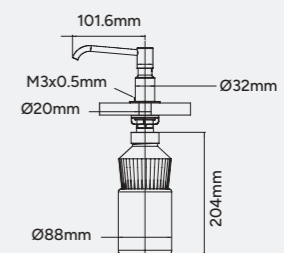
LIQUID

Table of compatible soaps see p. 107



FOAM

Table of approved soaps see p. 107



DJT118
 SOAP FORMAT: liquid
 MAX CAPACITY: 1L
 MATERIAL: chrome-plated brass
 FINISH: bright

24u/box

288u/pallet
 120 x 80 x 105cm



New



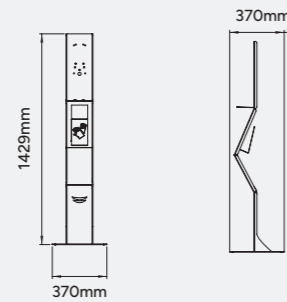
DJFE0025C
 SOAP FORMAT: foam
 MAX CAPACITY: 1L
 MATERIAL: AISI 304 stainless steel
 FINISH: bright

Sanitizing stations



1u/box
6u/pallet
120 x 80 x 155cm


HGPT0040
With glove dispenser
MATERIAL: steel
FINISH: white epoxy



1u/box
12u/pallet
120 x 80 x 125cm

HGPT0020B
MATERIAL: steel
FINISH: matte black epoxy

Optional accessories:



Glove holder
(ref. KG0020B)



Bin mounting bracket
(ref. KITPP2279B)

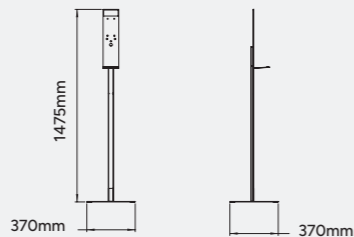


TABLE OF COMPATIBLE SOAPS




REFERENCE	OPERATION			PRODUCT TO BE DISPENSED				% ALCOHOL	DENSITY	VISCOSITY
	AUTO-MATIC	MANUAL LEVER	MANUAL PUSH BUTTON	LIQUID	FOAM	SPRAY	HAND SANITIZER			
DJ0037A-B-C-CS	●			●			●	<80%	0.9-1.35 KG/DM3	500-2500 CP
DJF0038A-B-C-CS	●				●			<80%	0.95-1.05 KG/DM3	*Use specific foam products.*
DJS0039A-B-C-CS	●					●		<85%	0.8 KG/DM3	*Use specific spray products*
DJ0160AS	●			●			●	Not with standard tube. <80% with RCDJ0160AS-T	0.9-1.35 KG/DM3	1-3500 CP
DJ0050A-CS	●			●			●	<80%	0.9-1.35 KG/DM3	500-2500 CP
DJ0252AC	●			●			●	<80%	0.9-1.35 KG/DM3	2000-3500 CP
DJ0031-B-C-CS			●	●			●	<80%	0.9-1.35 KG/DM3	<3000CP
DJF0032-B-C-CS			●		●			<80%	0.95-1.05 KG/DM3	*Use specific foam products.*
DJS033-B-C-CS			●			●		<85%	0.8 KG/DM3	*Use specific spray products*
DJ0040-B-C-CS			●	●				<80%	0.9-1.35 KG/DM3	<3000CP
DJ0010F			●	●			●	<80%	0.9-1.35 KG/DM3	500-2500 Cp
DJ0020F			●	●			●	<80%	0.9-1.35 KG/DM3	500-2500 CP
DJ0030C-CS			●	●			●	<80%	0.9-1.35 KG/DM3	500-2500 CP
DJ0115C-CS			●	●			●	<80%	0.9-1.35 KG/DM3	500-2500 CP
DJ0112C-CS			●	●			●	<80%	0.9-1.35 KG/DM3	500-2500 CP
DJ0111C-CS			●	●			●	<80%	0.9-1.35 KG/DM3	500-2500 CP
DJP0034-B-C-CS		●		●			●	<80%	0.9-1.35 KG/DM3	<3000CP
DJFP035A-B-C-CS		●			●			<80%	0.95-1.05 KG/DM3	Use specific foam products.
DJSP036-B-C-CS		●				●		<85%	0.8 KG/DM3	Use specific spray products.
DJE0010CS			●	●			●	<80%	0.9-1.35 KG/DM3	500-2500 CP
DJT118			●	●			●	<80%	0.9-1.35 KG/DM3	500-2500 CP
DJFE0025C			●		●			<80%	0.9-1.05 KG/DM3	1-100 CP

NOTE: Mediclinics dispensers do not accept products containing methanol, chlorine, or solid or abrasive particles.

Soap dispensers

General features table

MODEL	OPERATION		MATERIAL / FINISH									RESERVOIR	
	Manual	Automatic	AISI 304 white stainless steel	AISI 304 black stainless steel	Bright finish AISI 304 stainless steel	Satin finish AISI 304 stainless steel	AISI 430 stainless steel	Chrome-plated brass	Aluminium	ABS	Stainless steel	Thermoplastic	
DJ0037A-AB-AC-ACS		●	●	●	●	●						●	
DJF0038A-AB-AC-ACS		●	●	●	●	●						●	
DJS0039A-AB-AC-ACS		●	●	●	●	●						●	
DJ0050A		●								●	●		
DJ0050ACS		●				●							
DJ0160AS		●						●			●	●	
DJ0252AC		●					●					●	
DJ0031-B-C-CS	●		●	●	●	●						●	
DJF0032-B-C-CS	●		●	●	●	●						●	
DJS0033-B-C-CS	●		●	●	●	●						●	
DJ0040-B-C-CS	●		●	●	●	●						●	
DJ0115C	●				●							●	
DJ0115C-CS	●				●							●	
DJ0112C	●				●							●	
DJ0112C-CS	●				●							●	
DJ0111C	●				●							●	
DJ0111C-CS	●				●							●	
DJ0010F / DJ0020F	●								●			●	
DJP0034-B-C-CS	●		●	●	●	●						●	
DJFP035-B-C-CS	●		●	●	●	●						●	
DJSP036-B-C-CS	●		●	●	●	●						●	
DJE0010CS	●					●						●	
DJ0120C	●						●				●		
DJ0121C	●						●					●	
DJT118	●						●					●	
DJFE0025C	●						●					●	

TRAFO ADAPTER TYPES		
		
REFERENCES		
KA0090 CABLE LENGTH: 1m	KA0090-TYPEA CABLE LENGTH: 1m	KA0090-TYPEG CABLE LENGTH: 1m
KA0090B-2M CABLE LENGTH: 2m	KA0090B-A-2M CABLE LENGTH: 2m	KA0090B-G-2M CABLE LENGTH: 2m
KA0090-5M CABLE LENGTH: 5m	KA0090-A-5M CABLE LENGTH: 5m	KA0090-G-5M CABLE LENGTH: 5m

NOTE: Mediclinics accepts no responsibility for any product malfunction caused by the use of a transformer other than the original.

Soap dispensers

General features table

RECESSED	SOAP FORMAT			CAPACITY								SUITABLE FOR			MODEL
	Liquid	Foam	Spray	1.50 l	1.40 l	1.30 l	1.20 l	1.10 l	1.00 l	0.80 l	0.50 l	Gyms Sports centres	Hospitals Health care centres	Hotels Other accommodation	
	●								●			●	●	●	DJ0037A-AB-AC-ACS
		●							●			●	●	●	DJF0038A-AB-AC-ACS
			●						●			●	●	●	DJS0039A-AB-AC-ACS
	●							●				●	●	●	DJ0050A
	●							●				●	●	●	DJ0050ACS
	●									●		●	●	●	DJ0160AS
●	●			●								●	●	●	DJ0252AC
	●			●								●	●	●	DJ0031-B-C-CS
		●		●								●	●	●	DJF0032-B-C-CS
			●	●								●	●	●	DJS0033-B-C-CS
	●			●								●	●	●	DJ0040-B-C-CS
	●							●				●	●	●	DJ0115C
	●							●				●	●	●	DJ0115C-CS
	●	●							●			●	●	●	DJ0112C
	●	●								●		●	●	●	DJ0112C-CS
	●									●		●	●	●	DJ0111C
	●									●		●	●	●	DJ0111C-CS
	●									●		●	●	●	DJ0010F / DJ0020F
	●			●				●				●	●	●	DJP0034-B-C-CS
		●		●				●				●	●	●	DJFP035-B-C-CS
			●	●				●				●	●	●	DJSP036-B-C-CS
●	●							●				●	●	●	DJE0010CS
●	●										●	●	●	●	DJ0120C
●	●										●	●	●	●	DJ0121C
●	●											●	●	●	DJT118
●		●										●	●	●	DJFE0025C



07

Toilet paper dispensers

Mediclinics offers a wide range of toilet roll dispensers made from high-quality materials that provide **reliability, robustness and long-term use**, especially in high-traffic areas.

Their **large capacity, durability and functionality** make them an ideal solution for public toilet facilities. They are **compatible with toilet rolls of various diameters and core sizes**, providing great **versatility of use**. In addition, they feature advanced **anti-vandal security systems** and **paper braking mechanisms**, which optimise consumption, reduce environmental impact and contribute to long-term operational savings.

Thanks to their elegant and easily integrable design, these dispensers fit seamlessly into any space, seeking to combine **hygiene, efficiency and aesthetics** in a single product.



Toilet paper dispenser - ref. PR2783B

PR2783

High capacity and durability

Jumbo roll dispensers



Designed for demanding environments, this dispenser is built to perform at its best in **high-traffic areas**. Its **large capacity, durability and functionality** make it a **long-lasting, efficient and reliable solution**. Made of **AISI 304 stainless steel**, it features a front viewing window for content monitoring and an anti-vandal lock for added security.



120 x 80 x 135cm



PR2783

CAPACITY: max. Ø230mm
 ROLLS: 1 industrial jumbo roll
 MATERIAL: steel
 FINISH: white epoxy



PR2783B

CAPACITY: max. Ø230mm
 ROLLS: 1 industrial jumbo roll
 MATERIAL: steel
 FINISH: matte black epoxy



PR2783C

CAPACITY: max. Ø230mm
 ROLLS: 1 industrial jumbo roll
 MATERIAL: AISI 304 stainless steel
 FINISH: bright



PR2783CS

CAPACITY: max. Ø230mm
 ROLLS: 1 industrial jumbo roll
 MATERIAL: AISI 304 stainless steel
 FINISH: satin

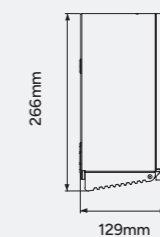
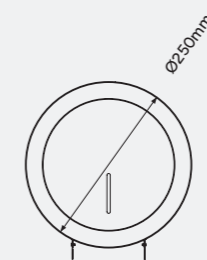
Optional: PVD coating
 See page 214



Optional accessories:



Roll dispenser shelf for placing objects (ref. RPR2700CS)



TECHNICAL DATA SHEET

Jumbo roll or standard roll dispensers



PR2787
 CAPACITY: max. Ø275mm
 ROLLS: 1 jumbo roll (optional 3 standard rolls)
 MATERIAL: steel
 FINISH: white epoxy



PR2787B
 CAPACITY: max. Ø275mm
 ROLLS: 1 jumbo roll (optional 3 standard rolls)
 MATERIAL: steel
 FINISH: matte black epoxy



PR2787C
 CAPACITY: max. Ø275mm
 ROLLS: 1 jumbo roll (optional 3 standard rolls)
 MATERIAL: AISI 304 stainless steel
 FINISH: bright



PR2787CS
 CAPACITY: max. Ø275mm
 ROLLS: 1 jumbo roll (optional 3 standard rolls)
 MATERIAL: AISI 304 stainless steel
 FINISH: satin

1u/box
 57u/pallet
 120 x 80 x 110cm

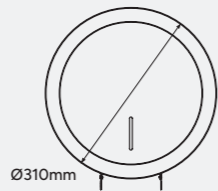
Optional accessories:



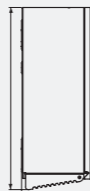
Adapter for 3 rolls (ref. KIT2789)



Roll dispenser shelf for placing objects (ref. RPR2700CS)



Ø310mm



329mm

129mm



TECHNICAL DATA SHEET



PR2789
 CAPACITY: 3 rolls
 ROLLS: 3 standard rolls (optional 1 jumbo roll)
 MATERIAL: steel
 FINISH: white epoxy



PR2789B
 CAPACITY: 3 rolls
 ROLLS: 3 standard rolls (optional 1 jumbo roll)
 MATERIAL: steel
 FINISH: matte black epoxy



PR2789C
 CAPACITY: 3 rolls
 ROLLS: 3 standard rolls (optional 1 jumbo roll)
 MATERIAL: AISI 304 stainless steel
 FINISH: bright



PR2789CS
 CAPACITY: 3 rolls
 ROLLS: 3 standard rolls (optional 1 jumbo roll)
 MATERIAL: AISI 304 stainless steel
 FINISH: satin

1u/box
 57u/pallet
 120 x 80 x 110cm

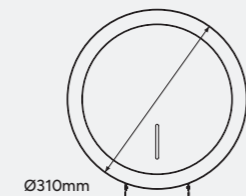
Optional accessories:



Adapter for 1 jumbo roll (ref. RC9391005SMD)



Roll dispenser shelf for placing objects (ref. RPR2700CS)



Ø310mm



329mm

129mm



TECHNICAL DATA SHEET

PR2784

Elegance and convenience

Standard roll dispenser



This stylish vertical toilet paper dispenser combines capacity, durability and functionality, offering an **efficient, low-maintenance solution. Ideal for small spaces with medium traffic.** Includes an **anti-vandal lock** for added security.



PR2784
 CAPACITY: 2 rolls
 MATERIAL: steel
 FINISH: white epoxy



PR2784B
 CAPACITY: 2 rolls
 MATERIAL: steel
 FINISH: matte black epoxy



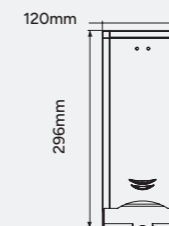
PR2784C
 CAPACITY: 2 rolls
 MATERIAL: AISI 304 stainless steel
 FINISH: bright



PR2784CS
 CAPACITY: 2 rolls
 MATERIAL: AISI 304 stainless steel
 FINISH: satin

1u/box
 133u/pallet
 120 x 80 x 130cm

Optional: PVD coating
 See page 214



120mm

296mm



152mm



TECHNICAL DATA SHEET

Standard roll dispensers



PR0781
CAPACITY: 3 rolls
MATERIAL: steel
FINISH: white epoxy



PR0781C
CAPACITY: 3 rolls
MATERIAL: AISI 304 stainless steel
FINISH: bright



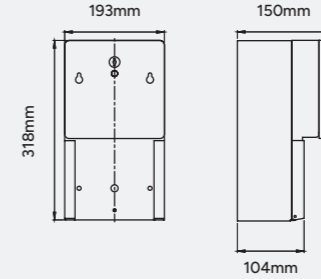
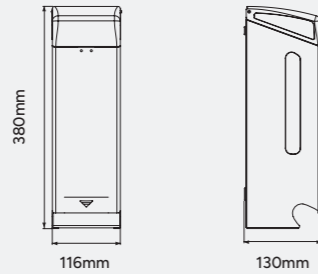
PR0781CS
CAPACITY: 3 rolls
MATERIAL: AISI 304 stainless steel
FINISH: satin

1u/box
144u/pallet
120 x 80 x 130cm



PRE700CS
For recessed installation
CAPACITY: 2 rolls
MATERIAL: AISI 304 stainless steel
FINISH: satin

12u/box
96u/pallet
120 x 80 x 120cm



Toilet tissue dispensers



PR0700CS
CAPACITY: 2 rolls
MATERIAL: AISI 304 stainless steel
FINISH: satin

12u/box
96u/pallet
120 x 80 x 120cm



DTH100
CAPACITY: 400 toilet tissues
MATERIAL: steel
FINISH: white epoxy



DTH100B
CAPACITY: 400 toilet tissues
MATERIAL: steel
FINISH: black epoxy

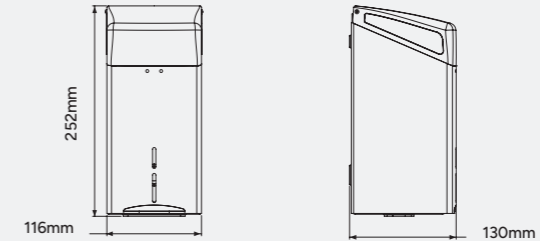

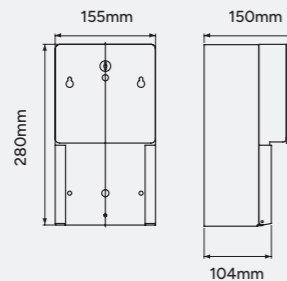


DTH100C
CAPACITY: 400 toilet tissues
MATERIAL: AISI 304 stainless steel
FINISH: bright



DTH100CS
CAPACITY: 400 toilet tissues
MATERIAL: AISI 304 stainless steel
FINISH: satin

1u/box
108u/pallet
120 x 80 x 98cm



Sanitary bag dispensers



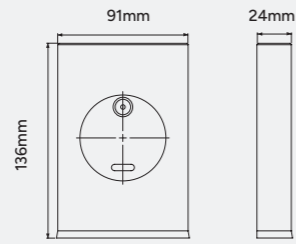
AI0920C
 MATERIAL: AISI 304 stainless steel
 FINISH: bright



AI0920CS
 MATERIAL: AISI 304 stainless steel
 FINISH: satin



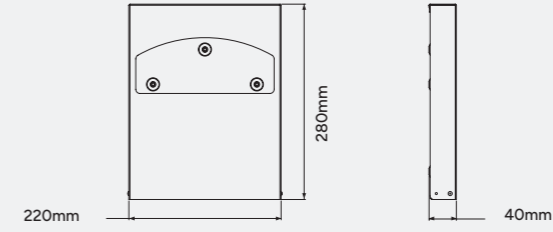
AI0920B
 MATERIAL: steel
 FINISH: black epoxy



Seat cover dispensers



DCA100CS
 CAPACITY: 250 seat covers
 MATERIAL: AISI 304 stainless steel
 FINISH: satin




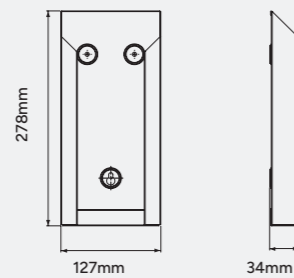
DBH100
 CAPACITY: 50 bags
 MATERIAL: steel
 FINISH: white epoxy



DBH100C
 CAPACITY: 50 bags
 MATERIAL: AISI 304 stainless steel
 FINISH: bright



DBH100CS
 CAPACITY: 50 bags
 MATERIAL: AISI 304 stainless steel
 FINISH: satin



Toilet paper dispensers
General features table

MODEL	MATERIAL / FINISH								RECESSED	PAPER TYPE / CAPACITY	
	White epoxy steel	Black epoxy steel	Bright finish AISI 304 stainless steel	Satin finish AISI 304 stainless steel	White epoxy AISI 430 stainless steel	Satin finish AISI 430 stainless steel	AISI 430 black stainless steel	White ABS		STANDARD ROLL	
										2 rolls	3 rolls
PR2783	•										
PR2783B		•									
PR2783C			•								
PR2783CS				•							
PR2787	•										
PR2787B		•									
PR2787C			•								
PR2787CS				•							
PR2789	•									•	
PR2789B		•								•	
PR2789C			•							•	
PR27879S				•						•	
PR0781	•									•	
PR0781C			•							•	
PR0781CS				•						•	
PR2784	•								•		
PR2784B		•							•		
PR2784C			•						•		
PR2784CS				•					•		
PR0700C				•					•		
PR0700CS				•				•	•		
DTH100	•										
DTH100C			•								
DTH100CS				•							
AI0920C			•								
AI0920CS				•							
AI0920B		•									
DBH100	•										
DBH100C			•								
DBH100CS				•							
DCA100CS				•							

Toilet paper dispensers
General features table

PAPER TYPE / CAPACITY				SHAPE			LOCKABLE WITH KEY	SUITABLE FOR				MODEL
JUMBO ROLL			TOILET TISSUES 400 toilet tissues	Square	Rectangular	Round		Gyms and sports centres or equivalent	Hospitals and health care centres	Hotels and other accommodation	Shopping centres, airports or equivalent	
Ø 230 mm	Ø 275 mm	Ø 330 mm										
•						•	•	•	•	•	•	PR2783
•						•	•	•	•	•	•	PR2783B
•						•	•	•	•	•	•	PR2783C
•						•	•	•	•	•	•	PR2783CS
	•					•	•	•	•	•	•	PR2787
	•					•	•	•	•	•	•	PR2787B
	•					•	•	•	•	•	•	PR2787C
	•					•	•	•	•	•	•	PR2787CS
						•	•	•	•	•	•	PR2789
						•	•	•	•	•	•	PR2789B
						•	•	•	•	•	•	PR2789C
						•	•	•	•	•	•	PR27879S
							•	•	•	•	•	PR0781
							•	•	•	•	•	PR0781C
							•	•	•	•	•	PR0781CS
							•	•	•	•	•	PR2784
							•	•	•	•	•	PR2784B
							•	•	•	•	•	PR2784C
							•	•	•	•	•	PR2784CS
							•	•	•	•	•	PR0700C
							•	•	•	•	•	PR0700CS
								•	•	•	•	DTH100
								•	•	•	•	DTH100C
								•	•	•	•	DTH100CS
								•	•	•	•	AI0920C
								•	•	•	•	AI0920CS
								•	•	•	•	AI0920B
								•	•	•	•	DBH100
								•	•	•	•	DBH100C
								•	•	•	•	DBH100CS
								•	•	•	•	DCA100CS



08

Paper towel dispensers

Paper towel dispensers with a **compact, anti-vandal design and with no sharp edges**. Designed for more efficient paper use and equipped with a special security lock, ensuring **reliable and safe use**.

Available in **a variety of materials and finishes** to integrate easily into any public toilet facility environment. External viewing window to monitor paper level, available in different capacities and for various paper formats.

Suitable for installation in high-traffic, **modern** yet **functional spaces** that prioritize durability, efficiency and hygiene.



Paper towel dispenser - ref. DT2106CS

DT2106

Elegance and functionality

Wall-mounted
C/Z fold towel

High-capacity paper towel dispenser. It can hold up to 600 C/Z-fold towels, making it ideal for high-traffic areas seeking **functionality, aesthetics and durability**. Available in four different finishes and with the option of **PVD coating** to offer even greater versatility.



DT2106
CAPACITY: 400-600 C/Z FOLD towels
MATERIAL: steel
FINISH: white epoxy



DT2106B
CAPACITY: 400-600 C/Z FOLD towels
MATERIAL: steel
FINISH: matte black epoxy



DT2106C
CAPACITY: 400-600 C/Z FOLD towels
MATERIAL: AISI 304 stainless steel
FINISH: bright



DT2106CS
CAPACITY: 400-600 C/Z FOLD towels
MATERIAL: AISI 304 stainless steel
FINISH: satin



120 x 80 x 125cm


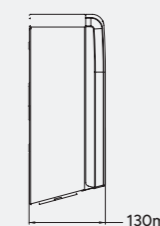
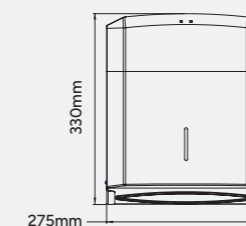
Optional: PVD coating
See page 214



Optional accessories:



Adapter for shorter paper towels (ref. 93910001SMD)



TECHNICAL DATA SHEET

Recessed
C/Z fold towel



4u/box

32u/pallet

120 x 80 x 110cm

DTE0020CS

CAPACITY: 200-400 C/Z fold towels
MATERIAL: AISI 304 stainless steel
FINISH: satin




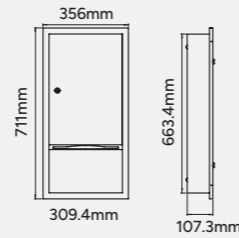

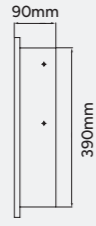
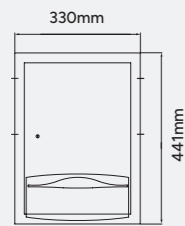
1u/box

21u/pallet

120 x 80 x 120cm

DTE0040CS

CAPACITY: 600-800 C/Z fold towels
MATERIAL: AISI 304 stainless steel
FINISH: satin



Wall-mounted
Jumbo roll



DT0303

CAPACITY: max. roll Ø250 mm
MATERIAL: steel
FINISH: white epoxy



DT0303C

CAPACITY: max. roll Ø250 mm
MATERIAL: AISI 304 stainless steel
FINISH: bright



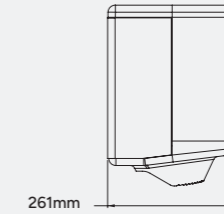
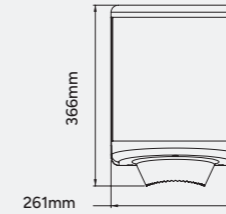
DT0303CS

CAPACITY: max. Ø250 mm roll
MATERIAL: AISI 304 stainless steel
FINISH: satin

1u/box

32u/pallet

120 x 80 x 130cm



Wall-mounted
Roll




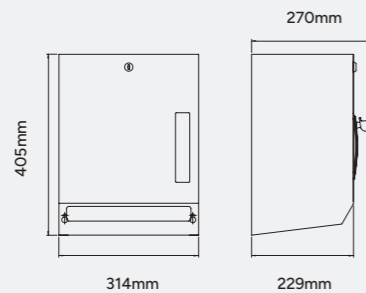
DTP025CS

CAPACITY: paper roll Ø220 mm
MATERIAL: AISI 304 stainless steel
FINISH: satin

1u/box

15u/pallet

120 x 80 x 105cm



Paper towel dispensers
General features table

MODEL	MATERIAL / FINISH											INSTALLATION	
	White epoxy steel	Matte black epoxy steel	White epoxy AISI 430 stainless steel	Satin finish AISI 430 stainless steel	AISI 430 black stainless steel	Bright finish AISI 304 stainless steel	Satin finish AISI 304 stainless steel	Anodised aluminium	White ABS	White/Fumé ABS	White/blue PP	Wall-mounted	Semi-recessed Recessed
DT2106	•											•	
DT2106B		•										•	
DT2106C						•						•	
DT2106CS							•					•	
DTE0020CS							•					•	
DTE0040CS							•					•	
DTP025CS							•						•
DT0303	•											•	
DT0303C						•						•	
DT0303CS							•					•	

Paper towel dispensers
General features table

OPENING		PAPER TYPE / CAPACITY								LOCKABLE WITH KEY	SUITABLE FOR			MODEL	
Front opening	Top opening	C/Z FOLD					ROLL / JUMBO ROLL				Gyms and sports centres or equivalent	Hospitals and health care centres	Hotels and other accommodation		
		200-400 units	250-300 units	400-600 units	500-600 units	600-800 units	Ø 165 mm	Ø 200 mm	Ø 220 mm	Ø 250 mm					
	•			•							•	•	•	•	DT2106
	•			•							•	•	•	•	DT2106B
	•			•							•	•	•	•	DT2106C
	•			•							•	•	•	•	DT2106CS
•		•									•	•	•	•	DTE0020CS
•							•				•	•	•	•	DTE0040CS
•										•	•	•	•	•	DTP025CS
•											•	•			DT0303
•											•	•			DT0303C
•											•	•			DT0303CS



09

Waste bins and other containers

Bins with a functional design for **quick and easy maintenance**. They stand out for their versatility and durability, making daily waste management easier. Available in **free-standing, wall-mounted or recessed versions**.

Made from durable, high-quality materials, they suit all types of environments and needs, with capacities **ranging from 3 litres** — ideal for small spaces — **to 80 litres**, designed for high-traffic areas.

With clean, minimalist lines, these bins not only offer a practical solution for waste collection, but also **integrate elegantly** into any public toilet facility setting. They are the perfect choice for offices, receptions, sports facilities, shops, airports and shopping centres.



Bin with self-closing lid - ref. PP0080CS

PP0080

High capacity for high-traffic areas

Waste bin with self-closing lid

Bin designed for **high-traffic areas**, holds up to 80 litres, thus minimizing maintenance needs. With **minimalist lines and gently rounded edges**, it integrates perfectly into any space. It also features a **self-closing lid** for greater hygiene and discretion.



PP0080
CAPACITY: 80L
MATERIAL: steel
FINISH: white epoxy




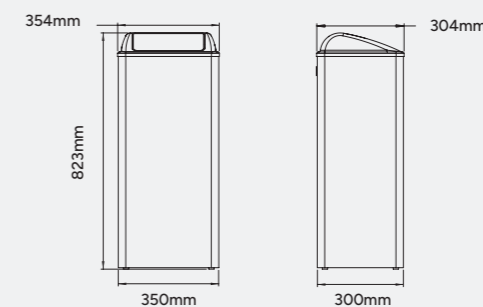
PP0080C
CAPACITY: 80L
MATERIAL: AISI 304 stainless steel
FINISH: bright



PP0080CS
CAPACITY: 80L
MATERIAL: AISI 304 stainless steel
FINISH: satin



120 x 80 x 135cm



TECHNICAL DATA SHEET

Waste bins with self-closing lid



PP0065
CAPACITY: 65L
MATERIAL: steel
FINISH: white epoxy



PP0065C
CAPACITY: 65L
MATERIAL: AISI 304 stainless steel
FINISH: bright



PP0065CS
CAPACITY: 65L
MATERIAL: AISI 304 stainless steel
FINISH: satin

1u/box
8u/pallet
120 x 80 x 120cm



PPA4279
CAPACITY: 40L
MATERIAL: steel
FINISH: white epoxy



PPA4279B
CAPACITY: 40L
MATERIAL: steel
FINISH: black epoxy


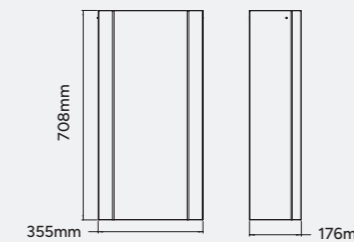
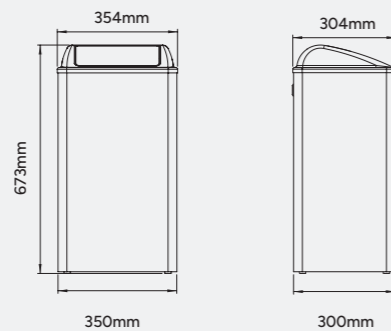


PPA4279C
CAPACITY: 40L
MATERIAL: AISI 304 stainless steel
FINISH: bright



PPA4279CS
CAPACITY: 40L
MATERIAL: AISI 304 stainless steel
FINISH: satin

1u/box
18u/pallet
120 x 80 x 130cm




Open waste bins



PP1080
CAPACITY: 80L (PP1080), 65L (PP1065)
MATERIAL: steel
FINISH: white epoxy



PP1080C
CAPACITY: 80L (PP1080C), 65L (PP1065C)
MATERIAL: AISI 304 stainless steel
FINISH: bright



PP1080CS
CAPACITY: 80L (PP1080CS), 65L (PP1065CS)
MATERIAL: AISI 304 stainless steel
FINISH: satin

1u/box
8u/pallet
120 x 80 x 135cm



PPA2279
CAPACITY: 25L
MATERIAL: steel
FINISH: white epoxy



PPA2279B
CAPACITY: 25L
MATERIAL: steel
FINISH: matte black epoxy




PPA2279C
CAPACITY: 25L
MATERIAL: AISI 304 stainless steel
FINISH: bright



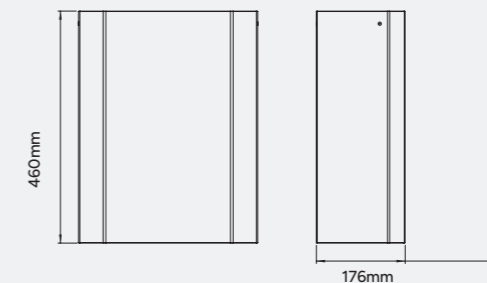

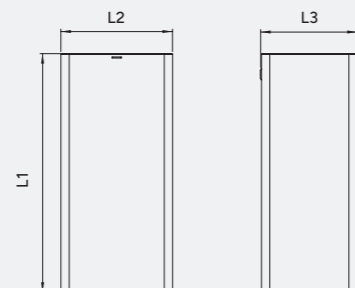
PPA2279CS
CAPACITY: 25L
MATERIAL: AISI 304 stainless steel
FINISH: satin

1u/box
24u/pallet
120 x 80 x 110cm

Optional: PVD coating
See page 214



L1 L2 L3
PP1080-C-CS: 755 x 350 x 303mm
PP1065-C-CS: 605 x 350 x 303mm





PPA2212
CAPACITY: 12L
MATERIAL: steel
FINISH: white epoxy



PPA2212B
CAPACITY: 12L
MATERIAL: steel
FINISH: matte black epoxy



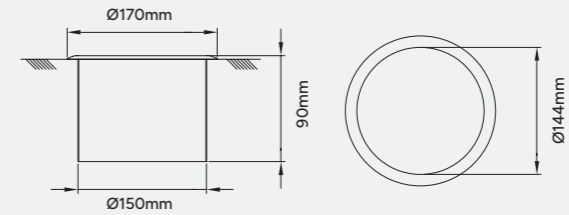
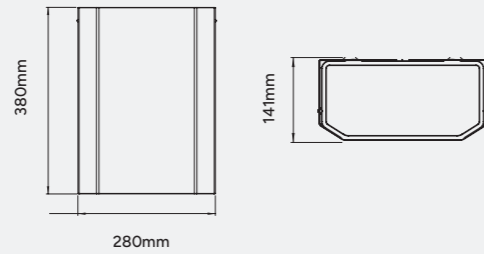
PPA2212CS
CAPACITY: 12L
MATERIAL: AISI 304 stainless steel
FINISH: satin

1u/box
45u/pallet
120 x 80 x 130cm



PP0003C
Container for waste collection
MATERIAL: AISI 304 STAINLESS STEEL
FINISH: satin

20u/box
120u/pallet
120 x 80 x 90cm



Recessed waste bin



PPE0010CS
CAPACITY: 14.2L
MATERIAL: AISI 304 stainless steel
FINISH: satin

1u/box
18u/pallet
120 x 80 x 120cm



PPE0035CS
CAPACITY: 4L
MATERIAL: AISI 304 stainless steel
FINISH: satin

1u/box
40u/pallet
120 x 80 x 105cm

Sanitary bins



PP0006
CAPACITY: 6L
MATERIAL: steel
FINISH: white epoxy



PP0006B
CAPACITY: 6L
MATERIAL: steel
FINISH: matte black epoxy

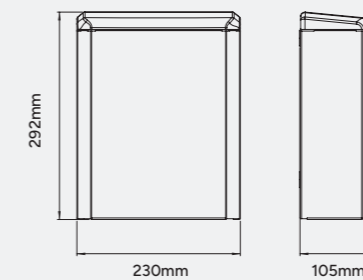

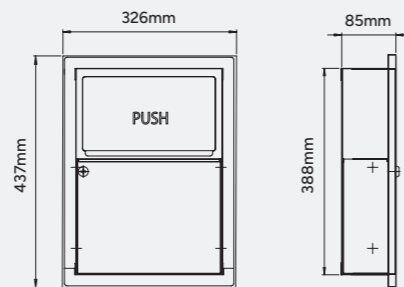
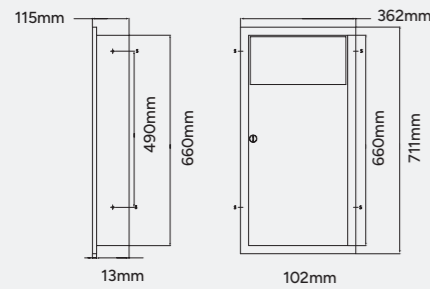


PP0006C
CAPACITY: 6L
MATERIAL: AISI 304 stainless steel
FINISH: bright



PP0006CS
CAPACITY: 6L
MATERIAL: AISI 304 stainless steel
FINISH: satin

1u/box
96u/pallet
120 x 80 x 120cm





PPA4010
with double lid
CAPACITY: 10L
MATERIAL: steel
FINISH: white epoxy



PPA4010B
with double lid
CAPACITY: 10L
MATERIAL: steel
FINISH: black epoxy



PPA4010CS
with double lid
CAPACITY: 10L
MATERIAL: AISI 304 stainless steel
FINISH: satin

1u/box
45u/pallet
120 x 80 x 130cm



PP1321
CAPACITY: 20L
MATERIAL: steel
FINISH: white


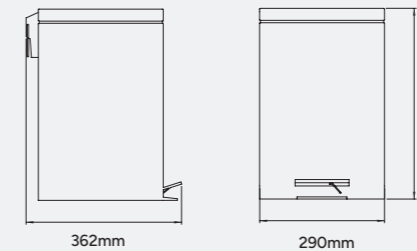
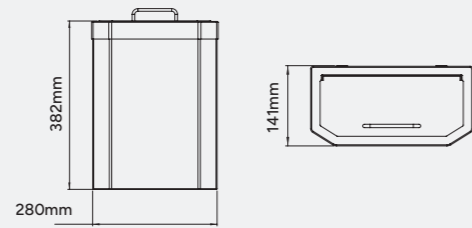


PP1321C
CAPACITY: 20L
MATERIAL: AISI 410 stainless steel
FINISH: bright



PP1321CS
CAPACITY: 20L
MATERIAL: AISI 410 stainless steel
FINISH: satin

2u/box
12u/pallet
120 x 80 x 115cm



Pedal bins



PP1214 / PP1206
CAPACITY: 12L (PP1214), 6L (PP1206)
MATERIAL: steel
FINISH: white



PP1214C / PP1206C
CAPACITY: 12L (PP1214C), 6L (PP1206C)
MATERIAL: AISI 410 stainless steel
FINISH: bright

PP1214 2u/box 20u/pallet 120 x 80 x 105cm
PP1206 4u/box 32u/pallet 120 x 80 x 105cm



PP1214CS / PP1206CS
CAPACITY: 12L (PP1214CS), 6L (PP1206CS)
MATERIAL: AISI 410 stainless steel
FINISH: satin



PP1312 / PP1305 / PP1303
CAPACITY: 12L (PP1312), 5L (PP1305), 3L (PP1303)
MATERIAL: steel
FINISH: white



PP1312B / PP1305B / PP1303B
CAPACITY: 12L (PP1312B), 5L (PP1305B), 3L (PP1303B)
MATERIAL: steel
FINISH: black



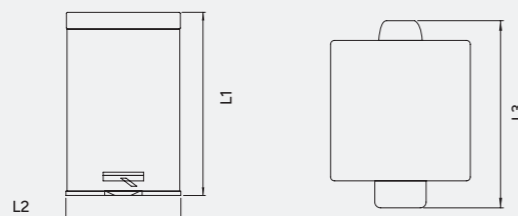
PP1312C / PP1305C / PP1303C
CAPACITY: 12L (PP1312C), 5L (PP1305C), 3L (PP1303C)
MATERIAL: AISI 410 stainless steel
FINISH: bright



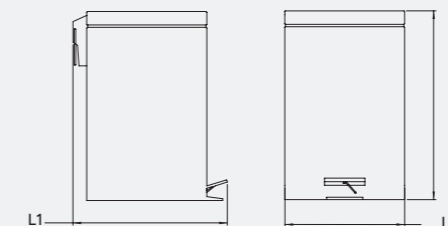
PP1312CS / PP1305CS / PP1303CS
CAPACITY: 12L (PP1312CS), 5L (PP1305CS), 3L (PP1303CS)
MATERIAL: AISI 410 stainless steel
FINISH: satin

PP1312 4u/box 32u/pallet 120 x 80 x 125cm
PP1305 / PP1303 6u/box 36u/pallet 120 x 80 x 110cm

L1 L2 L3
PP1214-C-CS: 380 x 238 x 318mm
PP1206-C-CS: 290 x 200 x 280mm



L1 L2 L3
PP1312-C-CS-B: 320 x 392 x 249mm
PP1305-C-CS-B: 264 x 275 x 205mm
PP1303-C-CS-B: 226 x 250 x 168mm



Waste bins
General features table

MODEL	SURFACE						MATERIAL / FINISH							
	Self-closing lid	Open	Manual lid	Double manual lid	Pedal operation	Recessed	White epoxy steel	Black epoxy steel	Bright finish AISI 304 stainless steel	Satin finish AISI 304 stainless steel	White epoxy AISI 430 stainless steel	AISI 430 black stainless steel	Bright finish 430 stainless steel	Satin finish AISI 430 stainless steel
PP0080-C-CS	●						●		●	●				
PP0065-C-CS	●						●		●	●				
PP1080-C-CS		●					●		●	●				
PP1065-C-CS		●					●		●	●				
PPA4279-C-CS-B		●					●	●	●	●				
PPA2279-C-CS-B		●					●	●	●	●				
PPA2212-CS-B		●					●	●		●				
PPE0010CS	●					●				●				
PPE0035CS	●					●				●				
PP0006-C-CS-B			●				●	●	●	●				
PPA410-CS-B				●			●	●		●				
PP1214-C-CS					●		●					●	●	
PP1206-C-CS					●		●					●	●	
PP1321-C-CS-B					●		●					●	●	
PP1312-C-CS-B					●		●					●	●	
PP1303-C-CS-B					●		●					●	●	
PP1305-C-CS-B					●		●	●						

Waste bins
General features table

CAPACITY														SUITABLE FOR				MODEL
80-120 L	65 L	50 L	40 L	25 L	20 L	18 L	14 L	12 L	10 L	6 L	5 L	3 L	Offices, official organizations, schools or equivalent	Hospitals, health care centres, hotels	Airports, shopping centres or equivalent	Gyms, sports centres		
●													●	●	●	●	PP0080-C-CS	
	●												●	●	●	●	PP0065-C-CS	
●													●	●	●	●	PP1080-C-CS	
	●												●	●	●	●	PP1065-C-CS	
			●										●	●	●	●	PPA4279-C-CS-B	
				●									●	●	●	●	PPA2279-C-CS-B	
								●					●	●	●	●	PPA2212-CS-B	
								●					●	●	●	●	PPE0010CS	
											●		●	●	●	●	PPE0035CS	
										●			●	●	●	●	PP0006-C-CS-B	
									●				●	●	●	●	PPA410-CS-B	
								●					●	●			PP1214-C-CS	
										●			●	●			PP1206-C-CS	
					●								●	●			PP1321-C-CS-B	
									●				●	●			PP1312-C-CS-B	
												●	●	●			PP1303-C-CS-B	
												●	●	●			PP1305-C-CS-B	



10

Combined units

Elegantly and robustly designed multi-use cabinets, manufactured in AISI 304 stainless steel that combine high-capacity paper towel dispensers, waste bins and high performance hand dryers.

Perfect for installation in **high-traffic areas** such as airports, shopping centres, gyms, etc.

Recessed



1u/box
6u/pallet
120 x 80 x 185cm

DTES0040CS

Paper towel + hand dryer + waste bin
PAPER TOWEL CAPACITY: 300–500 pcs in C/Z
BIN CAPACITY: 24L
MATERIAL: AISI 304 stainless steel
FINISH: satin



1u/box
12u/pallet
120 x 80 x 160cm

DTE0050CS

Paper towel + waste bin
PAPER TOWEL CAPACITY:
600–800 pcs in C/Z
BIN CAPACITY: 12.5L
MATERIAL: AISI 304 stainless steel
FINISH: satin

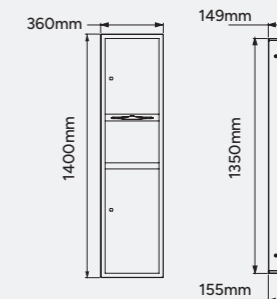

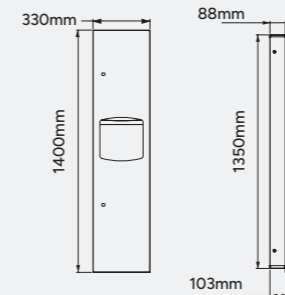
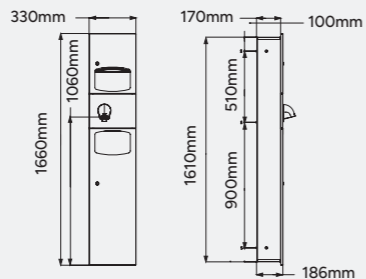


1u/box
8u/pallet
120 x 80 x 160cm

DTE0010CS

Paper towel + waste bin
PAPER TOWEL CAPACITY:
600–800 pcs in C/Z
BIN CAPACITY: 26.5L
MATERIAL: AISI 304 stainless steel
FINISH: satin

Optional accessories:
Frame for wall-mounted installation
MATERIAL: AISI 304 stainless steel
FINISH: satin
(ref. KT0040CS)



1u/box
8u/pallet
120 x 80 x 185cm

DTES0060CS

Paper towel + hand dryer + waste bin
PAPER TOWEL CAPACITY: 500–600 pcs in C/Z
BIN CAPACITY: 23L
MATERIAL: AISI 304 stainless steel
FINISH: satin

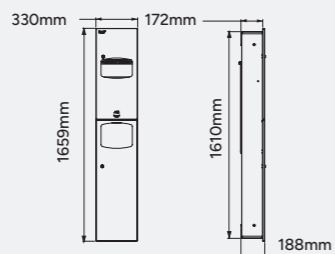


1u/box
18u/pallet
120 x 80 x 110cm

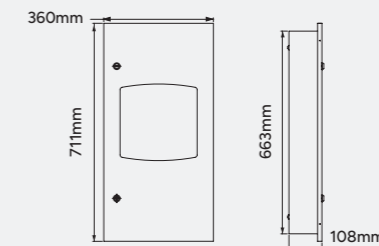
DTE0030CS

Paper towel + waste bin
PAPER TOWEL CAPACITY: 400–600 pcs in C/Z
BIN CAPACITY: 7.6L
MATERIAL: AISI 304 stainless steel
FINISH: satin

Optional accessories:
Frame for wall-mounted installation
MATERIAL: AISI 304 stainless steel
FINISH: satin
(ref. KT0040CS)



Optional accessories:
Frame for wall-mounted installation
MATERIAL: AISI 304 stainless steel
FINISH: satin
(ref. KT0030CS)



Combined units
General features table

MODEL	MATERIAL		FINISH			COMPONENTS OF THE UNIT				
	AISI 304 stainless steel	AISI 430 stainless steel	Satin	White	Black	Optima® dryer	Saniflow® dryer	C/Z fold paper towel dispenser	Waste bin	Soap dispenser
DTES0040CS	•		•				•	•	•	
DTES0060CS	•		•			•		•	•	
KT0040CS	•		•							
DTE0010CS	•		•					•	•	
DTE0030CS	•		•					•	•	
KT0030CS	•		•							
DTE0050CS	•		•					•	•	

Combined units
General features table

PAPER TOWEL DISPENSER CAPACITY			BIN CAPACITY					SOAP CAPACITY	LOCK WITH SECURITY KEY	ADA / UNE	MODEL
600 - 800 C/Z	300 - 500 C/Z	400 - 600 C/Z	26.5L	24L	23L	12.5L	7.6L	1.2L			
	•			•					•	•	DTES0040CS
	•				•				•	•	DTES0060CS
											KT0040CS
•			•						•	•	DTE0010CS
		•					•		•	•	DTE0030CS
											KT0030CS
•						•			•	•	DTE0050CS



11

Bathroom accessories

Mediclinics offers an extensive range of bathroom accessories for public spaces, notable for their **durable materials and variety of finishes**. Each line includes a carefully selected range of towel rails, soap dishes, shelves, toilet roll holders, toilet brush sets and robe hooks, among others, offering great versatility and functionality. Designed to integrate easily into any setting and **meet all kinds of needs**.



AURA series

Rounded lines
and pleasant to the touch



The accessories in the AURA series stand out for their **smooth, rounded finishes**. Available in bright, satin finish or black AISI 304 stainless steel, they blend perfectly into any environment, providing a **sense of comfort** to daily routines.

AURA series

Towel rails

Robe hooks



AI1323
Shelf with towel rack
MATERIAL: AISI 304 stainless steel
FINISH: bright (AI1323C), satin (AI1323CS), black (AI1323B)



AI1311
Double towel rail
MATERIAL: AISI 304 stainless steel
FINISH: bright (AI1311C), satin (AI1311CS), black (AI1311B)



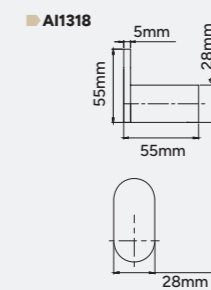
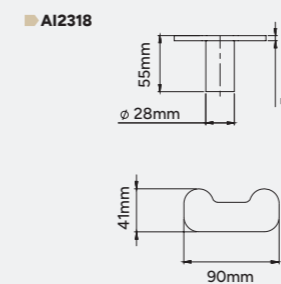
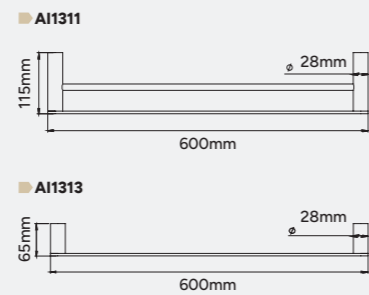
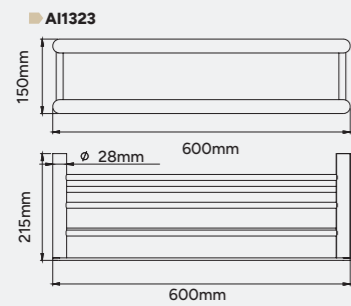
AI1313
Towel rail
MATERIAL: AISI 304 stainless steel
FINISH: bright (AI1313C), satin (AI1313CS), black (AI1313B)



AI2318
Double robe hook
MATERIAL: AISI 304 stainless steel
FINISH: bright (AI2318C), satin (AI2318CS), black (AI2318B)



AI1318
Robe hook
MATERIAL: AISI 304 stainless steel
FINISH: bright (AI1318C), satin (AI1318CS), black (AI1318B)



Roll holder

Toilet brush set



AI2004
Double roll holder with shelf
MATERIAL: AISI 304 stainless steel
FINISH: bright (AI2004C), satin (AI2004CS), black (AI2004B)



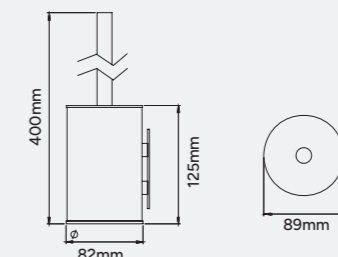
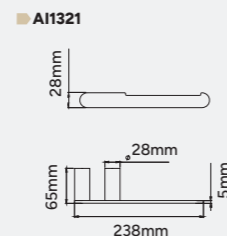
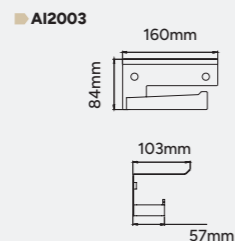
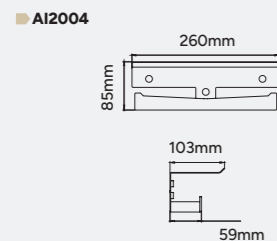
AI2003
Roll holder with shelf
MATERIAL: AISI 304 stainless steel
FINISH: bright (AI2003C), satin (AI2003CS), black (AI2003B)



AI1321
Roll holder
MATERIAL: AISI 304 stainless steel
FINISH: bright (AI1321C), satin (AI1321CS), black (AI1321B)




ES1002
Toilet brush set with wall fixing
MATERIAL: AISI 304 stainless steel
FINISH: bright (ES1002C), satin (ES1002CS), black (ES1002B)





HARMONIA series

Straight lines and
a sense of balance



The accessories in the HARMONIA series are distinguished by their **clean, straight lines**. Available in bright, satin finish or black AISI 304 stainless steel, they are a robust, high-quality solution that fits naturally into any bathroom, providing a **sense of balance**.

HARMONIA series

Towel rails

Robe hooks



AI1423
Shelf with towel rack
MATERIAL: AISI 304 stainless steel
FINISH: bright (AI1423C), satin (AI1423CS), black (AI1423B)



AI1411
Double towel rail
MATERIAL: AISI 304 stainless steel
FINISH: bright (AI1411C), satin (AI1411CS), black (AI1411B)




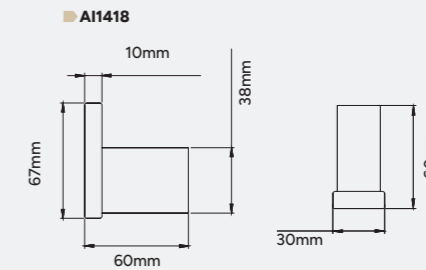
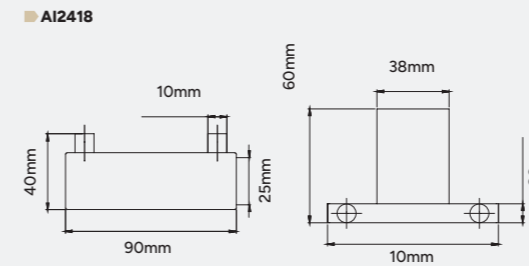

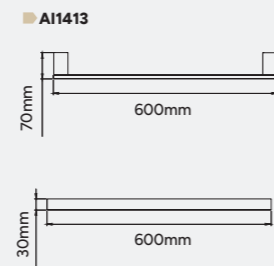
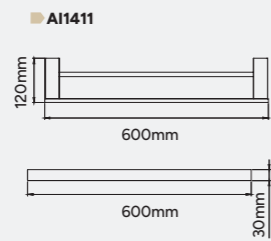
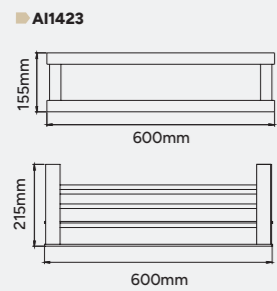
AI1413
Towel rail
MATERIAL: AISI 304 stainless steel
FINISH: bright (AI1413C), satin (AI1413CS), black (AI1413B)



AI2418
Double robe hook
MATERIAL: AISI 304 stainless steel
FINISH: bright (AI2418C), satin (AI2418CS), black (AI2418B)



AI1418
Robe hook
MATERIAL: AISI 304 stainless steel
FINISH: bright (AI1418C), satin (AI1418CS), black (AI1418B)



Roll holder

Toilet brush set



AI2006
Double roll holder with shelf
MATERIAL: AISI 304 stainless steel
FINISH: bright (AI2006C), satin (AI2006CS), black (AI2006B)



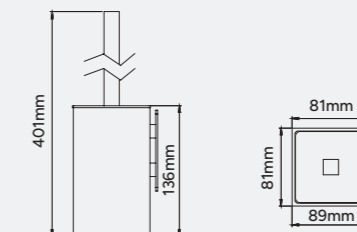

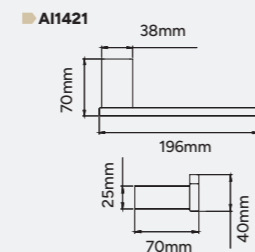
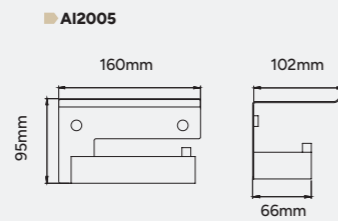
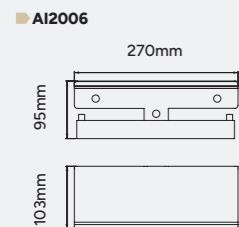
AI2005
Roll holder with shelf
MATERIAL: AISI 304 stainless steel
FINISH: bright (AI2005C), satin (AI2005CS), black (AI2005B)



AI1421
Roll holder
MATERIAL: AISI 304 stainless steel
FINISH: bright (AI1421C), satin (AI1421CS), black (AI1421B)



ES1003
Toilet brush set with wall fixing, with black toilet brush
MATERIAL: AISI 304 stainless steel
FINISH: bright (ES1003C), satin (ES1003CS), black (ES1003B)



MEDINOX series

Functionality and convenience



With its **classic, rounded lines**, the Medinox series is a suitable solution that **guarantees functionality in the bathroom**, providing greater comfort. Made of AISI 304 stainless steel, it is available in satin finish and bright finishes.

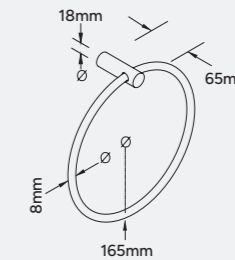
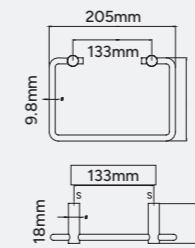
Towel rails



AI0090
Towel rail
MATERIAL: AISI 304 stainless steel
FINISH: bright (AI0090C), satin (AI0090CS)



AI0110
Towel rail
MATERIAL: AISI 304 stainless steel
FINISH: bright (AI0110C), satin (AI0110CS)



TECHNICAL DATA SHEET

Towel rails




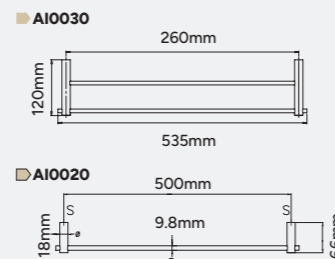
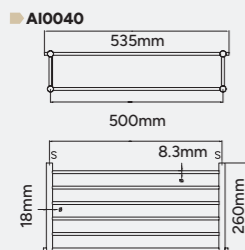
AI0040
Shelf with towel rack
MATERIAL: AISI 304 stainless steel
FINISH: bright (AI0040C), satin (AI0040CS)



AI0030
Double towel rail
MATERIAL: AISI 304 stainless steel
FINISH: bright (AI0030C), satin (AI0030CS)



AI0020
Towel rail
MATERIAL: AISI 304 stainless steel
FINISH: bright (AI0020C), satin (AI0020CS)



TECHNICAL DATA SHEET

Soap dishes



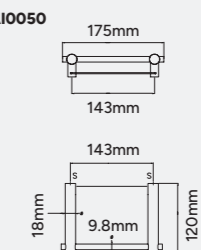
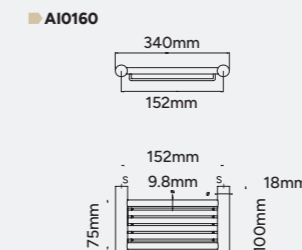
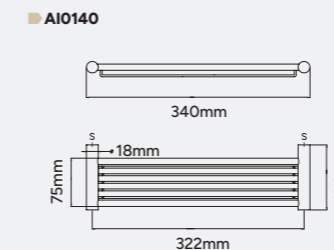
AI0140
Soap basket
MATERIAL: AISI 304 stainless steel
FINISH: bright (AI0140C), satin (AI0140CS)



AI0160
Soap basket
MATERIAL: AISI 304 stainless steel
FINISH: bright (AI0160C), satin (AI0160CS)



AI0050
Soap dish
MATERIAL: AISI 304 stainless steel
FINISH: bright (AI0050C), satin (AI0050CS)



TECHNICAL DATA SHEET

MEDINOX series

Shelves

Robe hooks



AI0060

Shelf

MATERIAL: AISI 304 stainless steel

FINISH: bright (AI0060C), satin (AI0060CS)

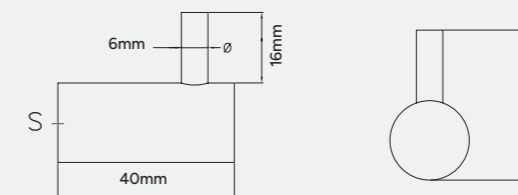

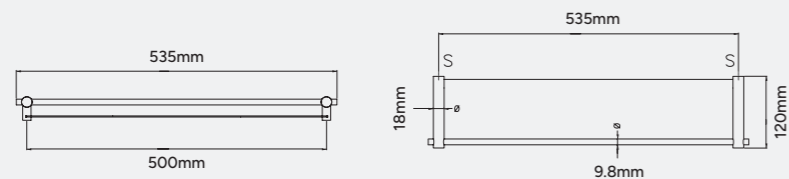


AI0010

Robe hook

MATERIAL: AISI 304 stainless steel

FINISH: bright (AI0010C), satin (AI0010CS)



Roll holder

Toilet brush set



AI0080

Roll holder with cover

MATERIAL: AISI 304 stainless steel

FINISH: bright (AI0080C), satin (AI0080CS)



AI0070

Roll holder

MATERIAL: AISI 304 stainless steel

FINISH: bright (AI0070C), satin (AI0070CS)



AI0100

Spare roll holder

MATERIAL: AISI 304 stainless steel

FINISH: bright (AI0100C), satin (AI0100CS)

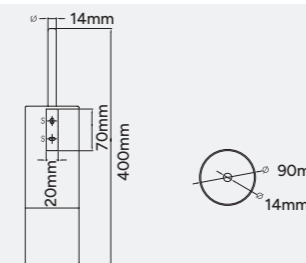
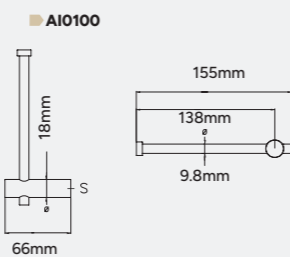
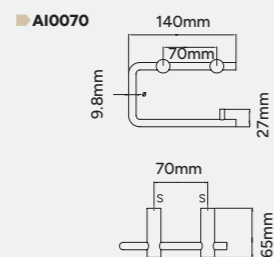
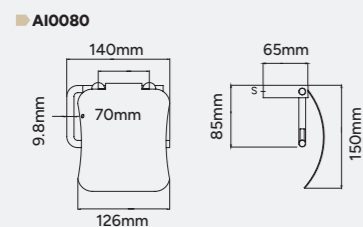


ES0965

Toilet brush set with white toilet brush

MATERIAL: AISI 304 stainless steel

FINISH: bright (ES0965C), satin (ES0965CS)



MEDISTEEL series

Variety and versatility

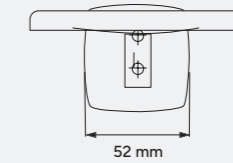
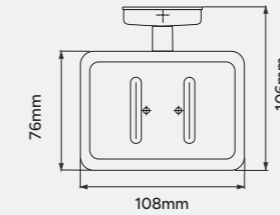


Soap dishes



AI0118
Soap basket
 MATERIAL: AISI 304 stainless steel
 FINISH: bright (AI0118C), satin (AI0118CS), black (AI0118B)

The Medisteel series offers a wide selection of bathroom accessories, made from AISI 304 stainless steel. Available in bright, satin finish and black finishes for greater versatility and integration in hotel and residential bathrooms.



Towel rails

Shelves and dispensers



AI0710
Shelf with towel rack
 MATERIAL: AISI 304 stainless steel
 FINISH: bright (AI0710C), satin (AI0710CS)



AI0184
Towel rail
 MATERIAL: AISI 304 stainless steel
 FINISH: bright (AI0184C), satin (AI0184CS), black (AI0184B)



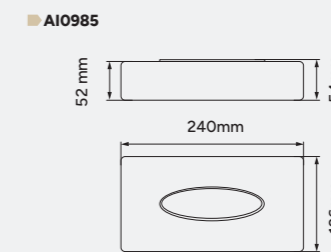

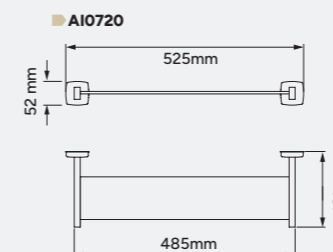

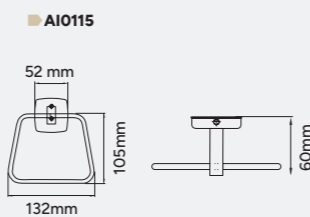
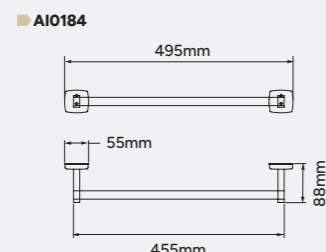
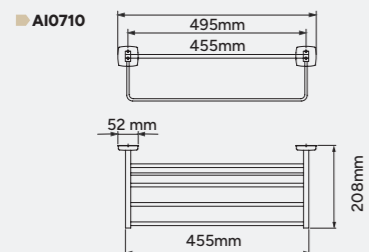
AI0115
Towel rail
 MATERIAL: AISI 304 stainless steel
 FINISH: bright (AI0115C), satin (AI0115CS), black (AI0115B)



AI0720
Shelf
 MATERIAL: AISI 304 stainless steel
 FINISH: bright (AI0720C), satin (AI0720CS), black (AI0720B)



AI0985
Tissue dispenser
 MATERIAL: AISI 304 stainless steel
 FINISH: bright (AI0985C), satin (AI0985CS), black (AI0985B)



MEDISTEEL series

Roll holder

Double toilet roll holder



AI0129
Roll holder with cover
MATERIAL: AISI 304 stainless steel
FINISH: bright (AI0129C), satin (AI0129CS), black (AI0129B)



AI0310
Roll holder with cover
MATERIAL: AISI 304 stainless steel
FINISH: bright (AI0310C), satin (AI0310CS), black (AI0310B)



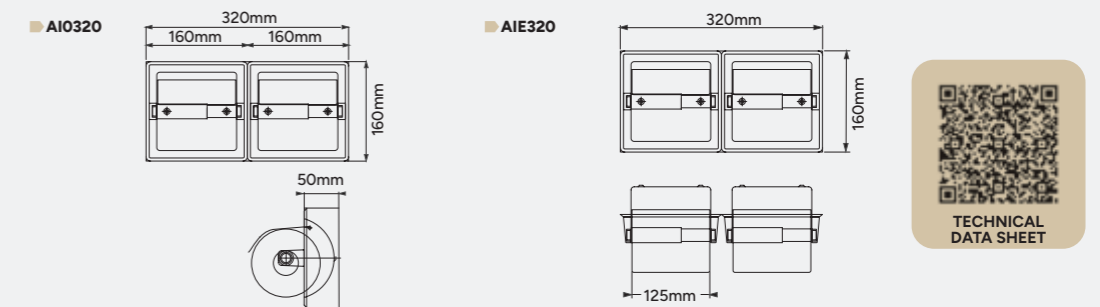
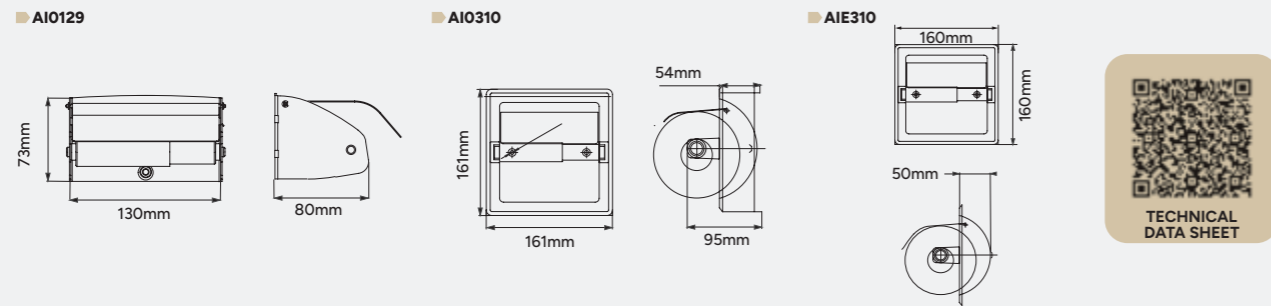
AIE310
Recessed toilet roll holder
MATERIAL: AISI 304 stainless steel
FINISH: bright (AIE310C), satin (AIE310C)



AI0320
Double roll holder with cover
MATERIAL: AISI 304 stainless steel
FINISH: bright (AI0320C), satin (AI0320CS)



AIE320
Recessed double toilet roll holder
MATERIAL: AISI 304 stainless steel
FINISH: bright (AIE320C), satin (AIE320CS)



Toilet roll holders

Grab bars




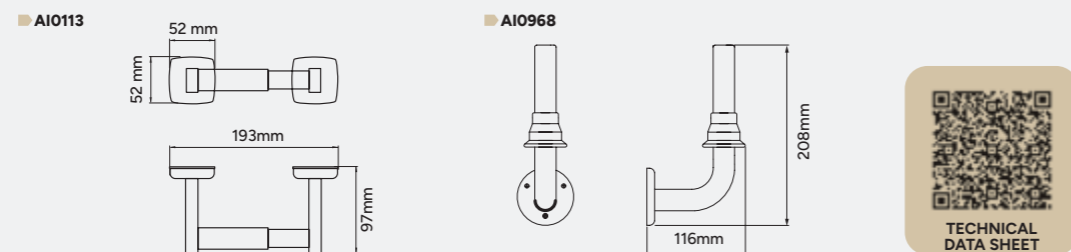
AI0113
Roll holder
MATERIAL: AISI 304 stainless steel
FINISH: bright (AI0113C), satin (AI0113CS), black (AI0113B)



AI0968
Spare roll holder
MATERIAL: AISI 304 stainless steel
FINISH: bright (AI0968C), satin (AI0968CS)



AC0240
Grab bar for wall mounting
MATERIAL: steel
FINISH: bright (AC0240C), white (AC0240C)



MEDISTEEL series

Robe hooks

Ashtrays



AI0033
Robe hook
MATERIAL: AISI 304 stainless steel
FINISH: bright (AI0033C), satin (AI0033CS), black (AI0033B)



AI0036
Double robe hook
MATERIAL: AISI 304 stainless steel
FINISH: bright (AI0036C), satin (AI0036CS), black (AI0036B)

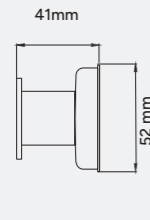


PP0162
Ashtray
MATERIAL: AISI 304 stainless steel
FINISH: bright (PP0162C), satin (PP0162CS)


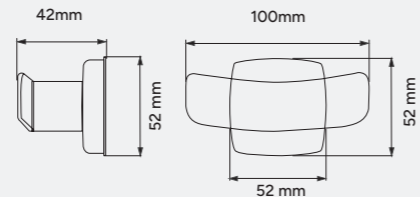


PP0104
Ashtray
MATERIAL: AISI 304 stainless steel
FINISH: satin (PP0104CS)

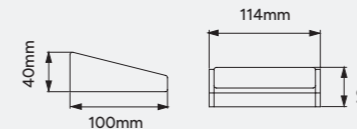
AI0033



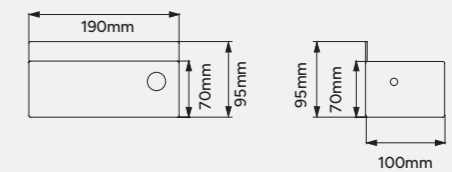
AI0036



PP0162



PP0104

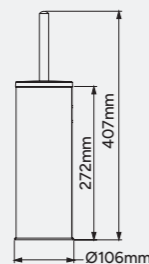


Toilet brush set


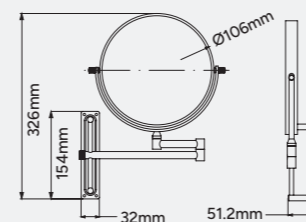
Mirrors and clothes lines



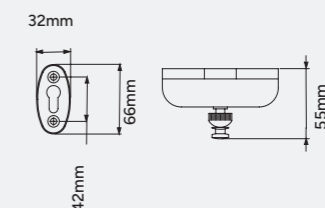
ES0968
Toilet brush set with black toilet brush
MATERIAL: AISI 304 stainless steel
FINISH: bright (ES0968C), satin (ES0968CS)



AI0170
Magnifying mirror
MATERIAL: AISI 304 stainless steel
FINISH: bright (AI0170C)



AI0910
retractable clothes line
MATERIAL: AISI 304 stainless steel
FINISH: bright (AI0910C)



MEDICROM series

Classic lines



Made from chrome-plated brass with a bright finish, the Medicrom series is designed with rounded, classic lines. It offers a varied selection of towel rails, soap dishes, shelves, toilet roll holders, robe hooks and toilet brush sets for communal toilets.

Soap dishes



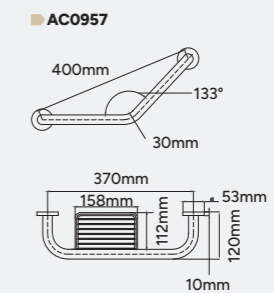
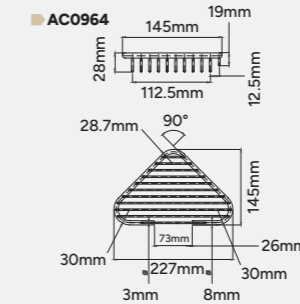
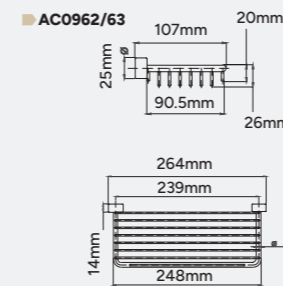
AC0962 – AC0963
 Soap dish
 MATERIAL: chrome-plated brass
 FINISH: bright
 MODEL: 175x107mm (AC0962C), 264 x 107mm (AC0963C)



AC0964
 Soap dish
 MATERIAL: chrome-plated brass
 FINISH: bright (AC0964C)



AC0957
 Soap dish with grab bar
 MATERIAL: chrome-plated brass
 FINISH: bright (AC0957C)



TECHNICAL DATA SHEET

Towel rails



AC0959
 Shelf with towel rack
 MATERIAL: chrome-plated brass
 FINISH: bright (AC0959C)



AC0961
 Towel rail
 MATERIAL: chrome-plated brass
 FINISH: bright (AC0961C)



AC0978 – AC0979
 Towel ring
 MATERIAL: chrome-plated brass
 FINISH: bright
 MODEL: ø200mm (AC0978C), ø170mm (AC0979C)


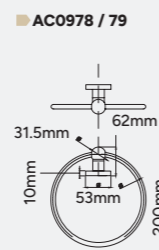
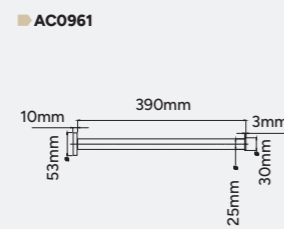
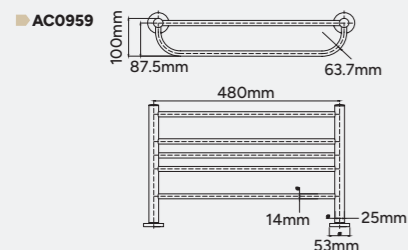


AC0780
 Shelf
 MATERIAL: chrome-plated brass / glass
 FINISH: bright (AC0780C)

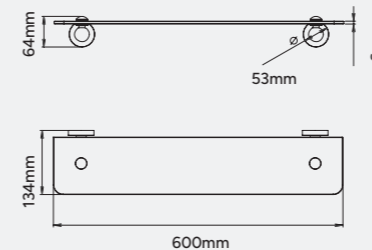
Shelves and dispensers



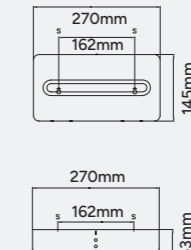
AC0083
 Tissue dispenser
 MATERIAL: chrome-plated brass
 FINISH: bright (AC0083C)



TECHNICAL DATA SHEET



TECHNICAL DATA SHEET



TECHNICAL DATA SHEET

MEDICROM series

Roll holder

Robe hooks



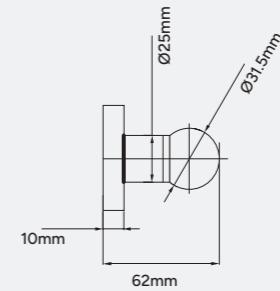

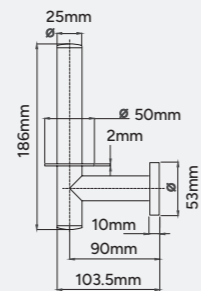
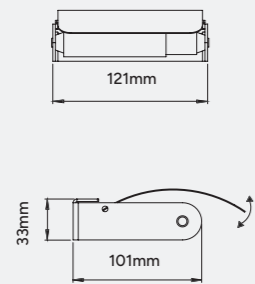
AC0967
Roll holder with cover
MATERIAL: chrome-plated brass
FINISH: bright (AC0967C)



AC0970
Spare roll holder
MATERIAL: chrome-plated brass
FINISH: bright (AC0970C)



AC0966
Robe hook
MATERIAL: chrome-plated brass
FINISH: bright (AC0966C)



Grab bars

Toilet brush set



AC0956
Grab bar
MATERIAL: chrome-plated brass
FINISH: bright (AC0956C)



AC0973 – AC0974 – AC0950
Grab bar towel rail
MATERIAL: chrome-plated brass
FINISH: bright
MODEL: 658x107mm (AC0973C), 528x107mm (AC0974C), 305x107mm (AC0950C)



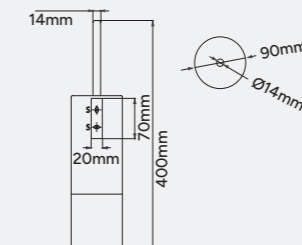
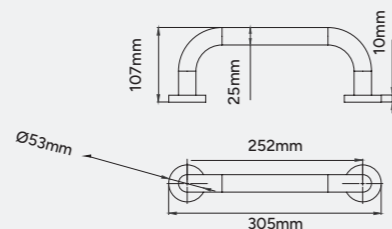
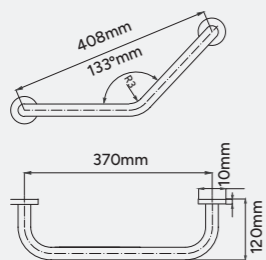
ES0010
Toilet brush set with white toilet brush
MATERIAL: aluminium
FINISH: white epoxy



ES0010B
Toilet brush set with white toilet brush
MATERIAL: aluminium
FINISH: matte black epoxy



ES0010C
Toilet brush set with white toilet brush
MATERIAL: chrome-plated brass
FINISH: bright



Bathroom accessories
General features table

MODEL	MATERIAL / FINISH					SUITABLE FOR			
	Black stainless steel	White stainless steel	Bright stainless steel	Satin stainless steel	Chrome-plated brass	Gyms Schools Offices	Hospitals Health care centres	Airports Leisure spaces	Hotels / Other accommodation
AURA SERIES	•		•	•		•	•	•	•
HARMONIA SERIES	•		•	•		•	•	•	•
MEDINOX SERIES			•	•		•	•	•	•
MEDISTEEL SERIES*			•	•		•	•	•	•
AI0184			•	•		•	•	•	•
AI0115	•		•	•		•	•		•
AI0720	•		•	•		•	•		•
AI0118	•		•	•		•	•		•
AI0985	•		•	•		•	•		•
AI0310	•		•	•		•	•	•	•
AI0320	•		•	•		•	•		•
AI0129	•		•	•		•	•		•
AI0113	•		•	•		•	•		•
AI0036	•		•	•		•	•		•
AI0033	•		•	•		•	•		•
AI0170C			•			•	•		•
AI0910C			•				•		•
MEDICROM SERIES					•	•	•	•	•

***MEDISTEEL SERIES:** All the products in this series are available in satin and bright finish, except for those listed in the table, which are also available in black or only bright finish.





12

Signage

Mediclinics offers a wide range of signage elements, made from satin finish stainless steel, ideal for installation in public spaces. Designed with modern, easily interpreted pictograms, these elements make it easy for users to find their way clearly and efficiently.



PS0001CS
Unisex toilet
 MATERIAL: AISI 304
 stainless steel
 FINISH: satin



PS0002CS
Women's toilet
 MATERIAL: AISI 304
 stainless steel
 FINISH: satin



PS0003CS
Men's toilet
 MATERIAL: AISI 304
 stainless steel
 FINISH: satin



PS0004CS
Accessible toilet
 MATERIAL: AISI 304
 stainless steel
 FINISH: satin



PS0005CS
Changing station
 MATERIAL: AISI 304
 stainless steel
 FINISH: satin



PS0006CS
Breast-feeding area
 MATERIAL: AISI 304
 stainless steel
 FINISH: satin



PS0007CS
Showers
 MATERIAL: AISI 304
 stainless steel
 FINISH: satin



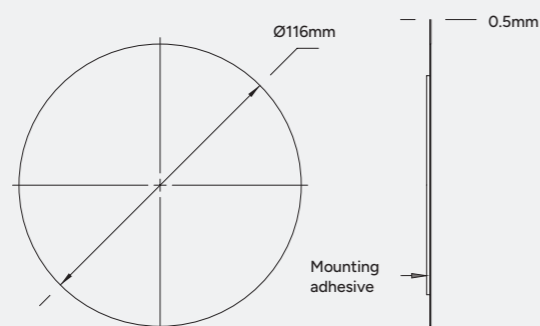
PS0008CS
Silence
 MATERIAL: AISI 304
 stainless steel
 FINISH: satin



PS0009CS
No smoking
 MATERIAL: AISI 304
 stainless steel
 FINISH: satin



PS0010CS
Mobile phone use prohibited
 MATERIAL: AISI 304
 stainless steel
 FINISH: satin



TECHNICAL DATA SHEET





13

Grab bars and other mobility aids

Mediclinics, in collaboration with Goman – a leading Italian manufacturer of safe bathroom and sanitary accessories – offers a comprehensive range of products designed to **improve the autonomy and safety of people with reduced mobility** in the bathroom environment. This includes grab bars, shower seats, adapted toilets, accessible baths, ergonomic washbasins and tilting mirrors, all developed with high-quality materials and designed for ease of daily use.

All products are manufactured in accordance with SUA (Safety of Use and Accessibility) regulations, ensuring **spaces that are fully accessible, safe and inclusive.**



Grab bars

Designed to meet **strict quality standards**, Mediclinics grab bars guarantee safe, reliable and long-lasting use, **making movement within the toilet easier and helping to prevent falls.**

Organised into different series, they are available in a wide **variety of designs, materials and finishes**, enabling them to be adapted to different architectural styles and functional requirements. They are intended for both public toilet facilities and individual installations **in residential rooms, hospitals or hotels.**

MEDIEPOXI series

Minimalism and contemporary design



The Mediepoxi series features a carefully selected range of grab bars designed with rounded, elegant lines. Available in white or black finishes, they integrate perfectly into modern bathrooms, providing safety without compromising on contemporary style.

Straight bars



BR2300 – BR2400 – BR2600

MATERIAL: AISI 201 stainless steel
FINISH: white epoxy
MODEL: 390mm (BR2300), 540mm (BR2400), 695mm (BR2600)



BR2300B – BR2400B – BR2600B


MATERIAL: AISI 201 stainless steel
FINISH: matte black epoxy
MODEL: 390mm (BR2300B), 540mm (BR2400B), 695mm (BR2600B)

BR2300	BR2400	BR2600
20u/box	20u/box	20u/box
160u/pallet	160u/pallet	80u/pallet
120 x 80 x 100cm	120 x 80 x 115cm	120 x 80 x 100cm

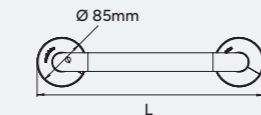
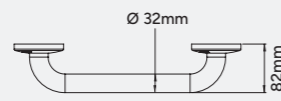
Optional accessories:




Electrical insulation kit (ref. 2xKA0010)



Shower holder for straight bars (ref. AD0025B)
FINISH: black



L:
BR2300 / BR2300B: 390mm
BR2400 / BR2400B: 540mm
BR2600 / BR2600B: 695mm


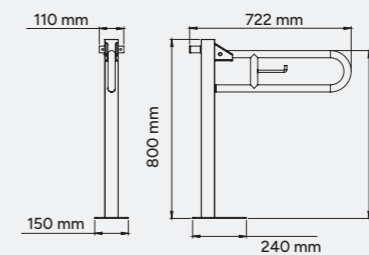


TECHNICAL DATA SHEET

Optional accessories:



Electrical insulation kit (ref. 1xKA0070)



TECHNICAL DATA SHEET

Vertical drop-down bars



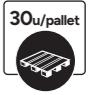
BG2800

MATERIAL: AISI 201 stainless steel
FINISH: white epoxy



BG2800B

MATERIAL: AISI 201 stainless steel
FINISH: matte black epoxy


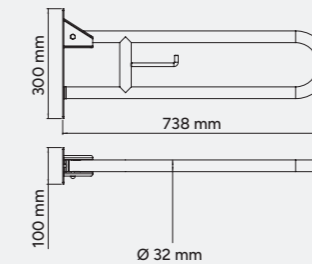


120 x 80 x 120cm

Optional accessories:



Electrical insulation kit (ref. 1xKA0060)



TECHNICAL DATA SHEET

Vertical drop-down bars with fixed column



BGC2710

MATERIAL: AISI 201 stainless steel
FINISH: white epoxy



BGC2710B

MATERIAL: AISI 201 stainless steel
FINISH: matte black epoxy

Mediepoxi series

Angled bar on two walls with 3 anchor points



BD2700
MATERIAL: AISI 201 stainless steel
FINISH: white epoxy


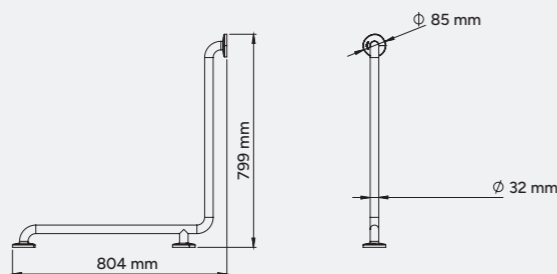


BD2700B
MATERIAL: AISI 201 stainless steel
FINISH: matte black epoxy

Optional accessories:



Electrical insulation kit
(ref. 3xKA0010)



TECHNICAL DATA SHEET

130° angle bars



BA2130
MATERIAL: AISI 201 stainless steel
FINISH: white epoxy


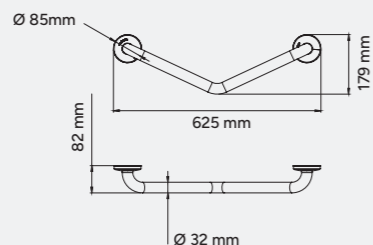


BA2130B
MATERIAL: AISI 201 stainless steel
FINISH: matte black epoxy

Optional accessories:



Electrical insulation kit
(ref. 2xKA0010)



TECHNICAL DATA SHEET

MEDINOX series

Elegance and strength



Made from high-quality AISI 304 stainless steel, the Medinox series stands out for its durability. Available in bright or satin finish, adding a touch of sophistication to the setting. Its wide variety of grab bars meets all kinds of needs, offering safety in demanding environments.

Straight bars



BR0300C – BR0400C – BR0600C
MATERIAL: AISI 304 stainless steel
FINISH: bright
MODEL: 387mm (BR0300C), 537mm (BR0400C), 692mm (BR0600C)



BR0750C – BR0900C – BR1200C
MATERIAL: AISI 304 stainless steel
FINISH: bright
MODEL: 842mm (BR0750C), 997mm (BR0900C), 1200mm (BR1200C)



BR0300CS – BR0400CS – BR0600CS
MATERIAL: AISI 304 stainless steel
FINISH: satin
MODEL: 387mm (BR0300CS), 537mm (BR0400CS), 692mm (BR0600CS)




BR0750CS – BR0900CS – BR1200CS
MATERIAL: AISI 304 stainless steel
FINISH: satin
MODEL: 842mm (BR0750CS), 997mm (BR0900CS), 1200mm (BR1200CS)

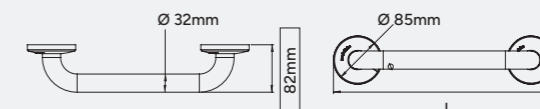
Optional accessories:



Electrical insulation kit
(ref. 2xKA0020)



Shower holder for straight bars
(ref. AD0025C)
FINISH: chrome-plated



L:
BR0300C / BR0300CS: 387mm
BR0400C / BR0400CS: 537mm
BR0600C / BR0600CS: 692mm
BR0750C / BR0750CS: 842mm
BR0900C / BR0900CS: 997mm
BR1200C / BR1200CS: 1,200mm



TECHNICAL DATA SHEET

Medinox series

Wall-to-floor recessed bar

Wall-to-floor bars with 3 anchor points



BS0010C
MATERIAL: AISI 304 stainless steel
FINISH: bright



BS0010CS
MATERIAL: AISI 304 stainless steel
FINISH: satin



BSD020C
MATERIAL: AISI 304 stainless steel
FINISH: bright



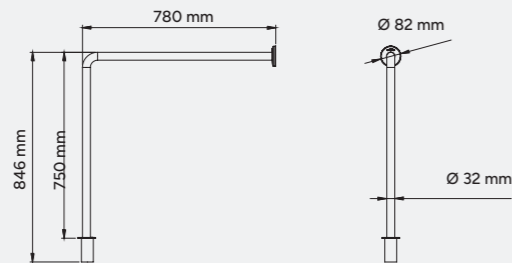
BSD020CS
MATERIAL: AISI 304 stainless steel
FINISH: satin



BSI020C
MATERIAL: AISI 304 stainless steel
FINISH: bright




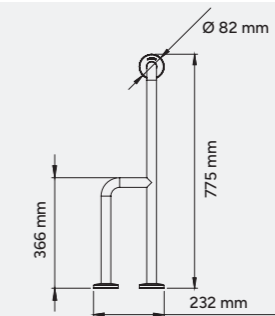
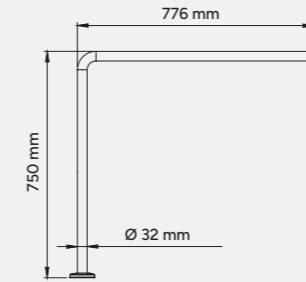
BSI020CS
MATERIAL: AISI 304 stainless steel
FINISH: satin



Optional accessories:



Electrical insulation kit (ref. 3xKA0020)



Horizontal swing-out bars with fixed column

Wall mounted bars with 3 anchor points



BG0089CS
MATERIAL: AISI 304 stainless steel
FINISH: satin



BFD600C
MATERIAL: AISI 304 stainless steel
FINISH: bright



BFD600CS
MATERIAL: AISI 304 stainless steel
FINISH: satin



BFI600C
MATERIAL: AISI 304 stainless steel
FINISH: bright

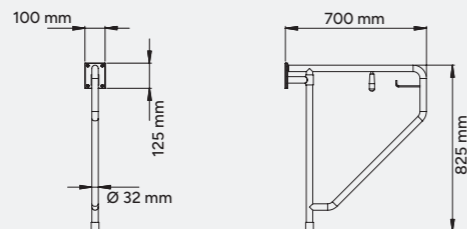


BFI600CS
MATERIAL: AISI 304 stainless steel
FINISH: satin

Optional accessories:




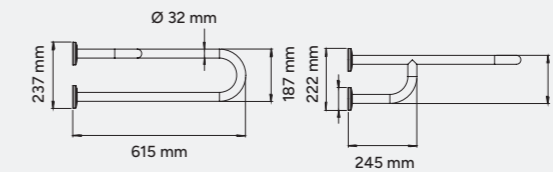
Electrical insulation kit (ref. 1xKA0060)



Optional accessories:



Electrical insulation kit (ref. 2xKA0020)



Medinox series

Angled bar on two walls with 3 anchor points



BD0700C
MATERIAL: AISI 304 stainless steel
FINISH: bright



BD0700CS
MATERIAL: AISI 304 stainless steel
FINISH: satin

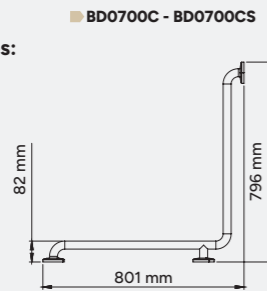


BTD090CS
MATERIAL: AISI 304 stainless steel
FINISH: satin


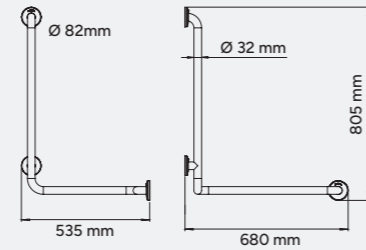


BTI090CS
MATERIAL: AISI 304 stainless steel
FINISH: satin

Optional accessories:



BTD090CS - BTI090CS



130° angle bars


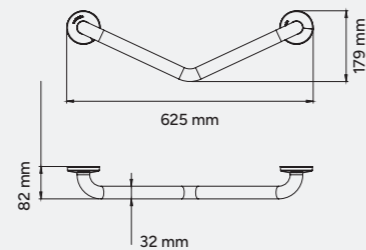


BA0130C
MATERIAL: AISI 201 stainless steel
FINISH: bright



BA0130CS
MATERIAL: AISI 201 stainless steel
FINISH: satin

Optional accessories:



Grab bars General features table

MODEL	MATERIAL / FINISH				ELECTRICALLY INSULATED	SNAP FLANGE COVER	NUTS AND BOLTS INCLUDED
	AISI 201 stainless steel / white epoxy	AISI 201 stainless steel / matte black epoxy	AISI 304 stainless steel / bright	AISI 304 stainless steel / satin			
GRAB BARS							
STRAIGHT							
MEDIEPOXI	•	•			•	•	•
MEDINOX			•	•	•	•	•
90° ANGLE							
MEDINOX			•	•	•	•	•
VERTICAL DROP-DOWN							
MEDIEPOXI	•	•			•	•	•
MEDINOX			•	•	•	•	•
VERTICAL FOLDING WITH COLUMN							
MEDIEPOXI	•	•			•	•	•
MEDINOX			•	•	•	•	•
HORIZONTAL SWING-OUT							
MEDINOX				•	•	•	•
WALL/FLOOR, 3 ANCHORING POINTS							
MEDINOX			•	•	•	•	•
RECESSED WALL-TO-FLOOR							
MEDINOX			•	•	•	•	•
ON WALL, 3 ANCHORING POINTS							
MEDINOX			•	•	•	•	•
ANGLED ON 2 WALLS (3 AND 4 ANCHORING POINTS)							
MEDIEPOXI	•	•			•	•	•
MEDINOX			•	•	•	•	•
130° / 135° ANGLE							
MEDIEPOXI	•	•			•	•	•
MEDINOX			•	•	•	•	•



Other mobility aids


Our range of equipment to improve public washroom accessibility has been designed to transform the space into one that is truly **accessible, safe and aesthetically integrated**. Each product has been carefully selected to meet the real needs of the user, combining functionality with elegance.

Ergonomic shower seats and fixed or tilting mirrors, designed to create inclusive environments that prioritise comfort and autonomy without compromising on design.

Made with high-quality, durable materials, these solutions guarantee strength and easy maintenance. Equipment that meets the highest standards, for spaces where inclusion is synonymous with excellence.

Shower seats

Comfort and versatility



The shower seat collection offers a wide variety of models made from high-quality materials and available in multiple finishes and colours, designed to blend harmoniously with any bathroom style.

These seats guarantee a safe, comfortable and long-lasting experience. Their strength, ergonomics and ease of installation make them the ideal solution for both private spaces and hotels, or for public environments that prioritize accessibility without compromising on design.

Shower seats

AM0201C / AM0201CS



120 x 80 x 110cm

AM251C / AM251CS



120 x 80 x 115cm



AM0201C
Drop-down seat
MATERIAL: AISI 304 stainless steel
FINISH: brigh



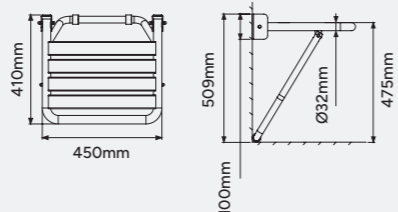

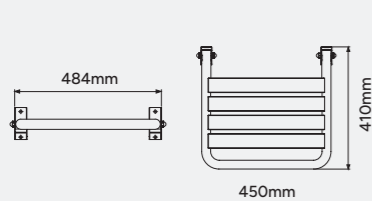
AM0201CS
Drop-down seat
MATERIAL: AISI 304 stainless steel
FINISH: satin



AM0251C
Drop-down seat with floor support
MATERIAL: AISI 304 stainless steel
FINISH: brigh

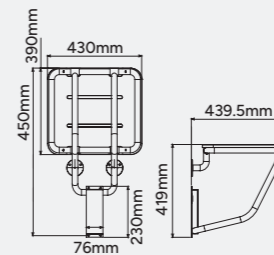


AM0251CS
Drop-down seat with floor support
MATERIAL: AISI 304 stainless steel
FINISH: sati



120 x 80 x 110cm

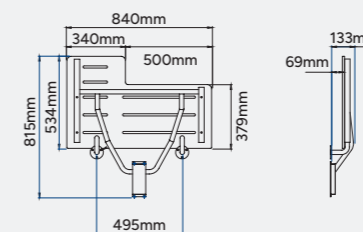
AM0100
Drop-down seat with wall support
MATERIAL: AISI 304 stainless steel / phenolic slats
FINISH: white-marble satin



120 x 80 x 115cm



AM0500
Reversible, drop-down seat with wall support
MATERIAL: AISI 304 stainless steel / phenolic slats
FINISH: white-marble satin



Accessible mirrors

Functionality, design and resistance



Our range of fixed and tilting mirrors has been specially designed to suit both private bathrooms and public spaces that require accessible, stylish and durable solutions. Available in elegant finishes, these mirrors combine contemporary design with a robust structure, made from high-strength materials to ensure excellent performance even in high-traffic environments. Accessibility, versatility and maximum safety for all spaces.

Tilting mirrors

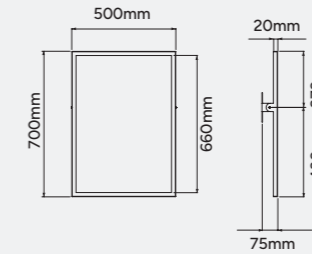


120 x 80 x 120cm

EPO300

MATERIAL: steel / AISI 304 stainless steel

FINISH: white (EPO300), satin (EPO300CS), black epoxy (EPO300B)



Fixed mirrors



120 x 80 x 115cm

EPO350B

MATERIAL: steel / AISI 304 stainless steel

FINISH: black epoxy (EPO350B), satin (EPO350CS)



120 x 80 x 115cm

EPO450CS

MATERIAL: AISI 304 stainless steel

FINISH: satin

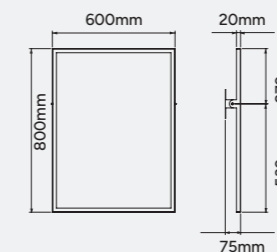

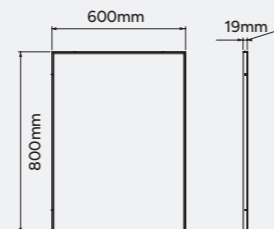

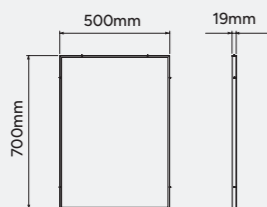


120 x 80 x 120cm

EPO400CS

MATERIAL: AISI 304 stainless steel

FINISH: satin





14

Stainless steel sanitary ware

Mediclinics presents a range of sanitary ware made from **AISI 304 stainless steel**, featuring a robust and modern design, especially intended for environments that require **anti-vandal, functional and durable equipment**.

This line includes toilets, urinals, washbasins, squat toilets and shower trays, making it the ideal solution for installations in schools, prisons, stadiums, venues and nightclubs.

Thanks to the strength and properties of their materials, these products require **minimal maintenance**, resulting in a significant reduction in operating costs.

Washbasins



1u/box
36u/pallet
120 x 80 x 125cm

SN0027C - SN0031C - SN0036C

Recessed
MATERIAL: AISI 304 stainless steel
FINISH: bright
MODELS:
305mm x 110mm (SN0027C),
355mm x 130mm (SN0031C),
405mm x 145mm (SN0036C)



1u/box
36u/pallet
120 x 80 x 125cm

SN0027CS - SN0031CS - SN0036CS

Recessed
MATERIAL: AISI 304 stainless steel
FINISH: satin
MODELS:
305mm x 110mm (SN0027CS),
355mm x 130mm (SN0031CS),
405mm x 145mm (SN0036CS)



1u/box
12u/pallet
120 x 80 x 130cm

SNLM62CS
Wall-mounted
MATERIAL: AISI 304 stainless steel
FINISH: satin

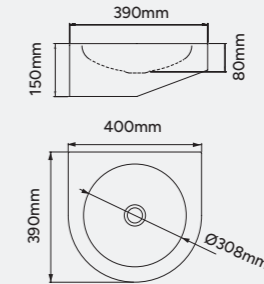

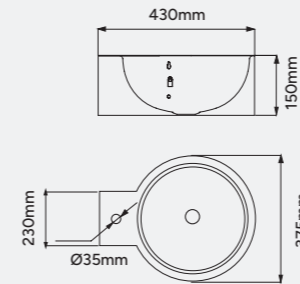

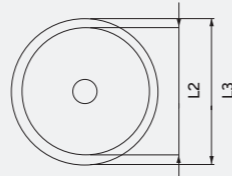
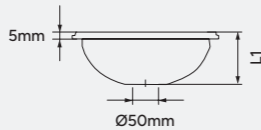


1u/box
16u/pallet
120 x 80 x 145cm

SNLM58CS
Wall-mounted
MATERIAL: AISI 304 stainless steel
FINISH: satin

*also available for fitting under countertop

	L1	L2	L3
SN0027C / SN0027CS:	110mm	Ø265mm	Ø305mm
SN0031C / SN0031CS:	130mm	Ø315mm	Ø355mm
SN0036C / SN0036CS:	145mm	Ø355mm	Ø405mm



1u/box
36u/pallet
120 x 80 x 125cm

SNR027C - SNR031C - SNR036C

Recessed with overflow
MATERIAL: AISI 304 stainless steel
FINISH: bright
MODELS:
305mm x 110mm (SNR027C),
355mm x 130mm (SNR031C),
405mm x 145mm (SNR036C)



1u/box
36u/pallet
120 x 80 x 125cm

SNR027CS - SNR031CS - SNR036CS

Recessed with overflow
MATERIAL: AISI 304 stainless steel
FINISH: satin
MODELS:
305mm x 110mm (SNR027CS),
355mm x 130mm (SNR031CS),
405mm x 145mm (SNR036CS)



1u/box
18u/pallet
120 x 80 x 110cm

SNLM56CS
Wall-mounted
MATERIAL: AISI 304 stainless steel
FINISH: satin


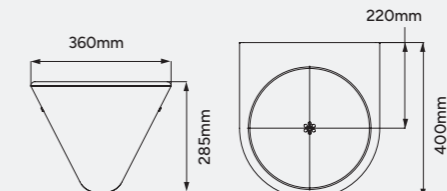
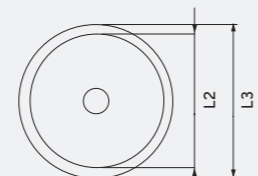
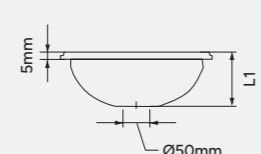
*also available for fitting under countertop

Optional accessories:



Overflow kit (ref. KTR100)

	L1	L2	L3
SNR027C / SNR027CS:	110mm	Ø265mm	Ø305mm
SNR031C / SNR031CS:	130mm	Ø315mm	Ø355mm
SNR036C / SNR036CS:	145mm	Ø355mm	Ø405mm





1u/box

18u/pallet

120 x 80 x 105cm

SNLM64CS

Corner wall-mounted
MATERIAL: AISI 304 stainless steel
FINISH: satin



SNLM35CS

Wall-mounted
MATERIAL: AISI 304 stainless steel
FINISH: satin



1u/box

8u/pallet

120 x 80 x 105cm

SNU126CS

With vertical water inlet
MATERIAL: AISI 304 stainless steel
FINISH: satin



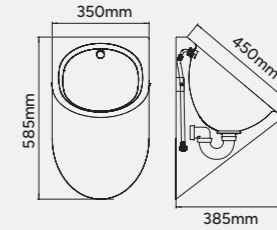
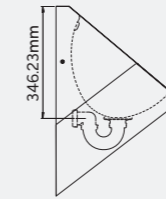
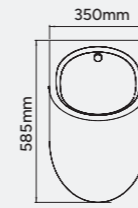
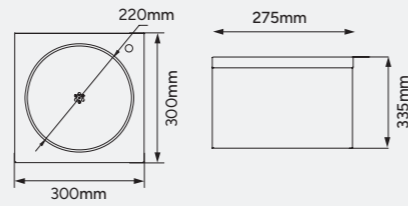
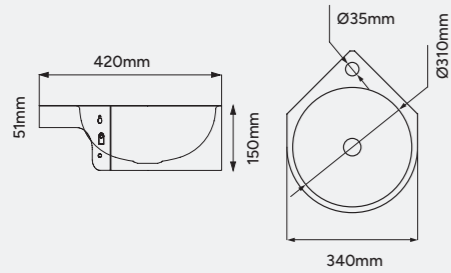
1u/box

8u/pallet

120 x 80 x 105cm

SNU128CS

With horizontal water inlet
MATERIAL: AISI 304 stainless steel
FINISH: satin



Toilets



1u/box

6u/pallet

120 x 80 x 105cm

SNLMP60CS

With foot pedal
MATERIAL: AISI 304 stainless steel
FINISH: satin



1u/box

18u/pallet

120 x 80 x 110cm

SNLMP70CS

With knee pedal
MATERIAL: AISI 304 stainless steel
FINISH: satin



1u/box

8u/pallet

120 x 80 x 105cm

SN0125CS

Floor-standing (lid not included)
MATERIAL: AISI 304 stainless steel
FINISH: satin




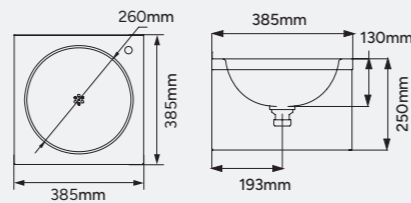

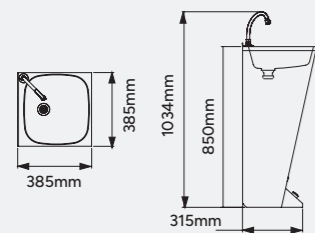
1u/box

8u/pallet


120 x 80 x 105cm

SN0128CS


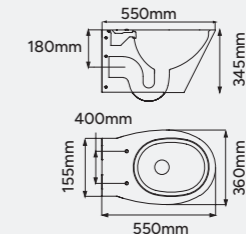
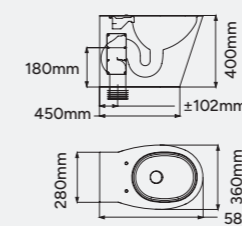
Wall-mounted (lid not included)
MATERIAL: AISI 304 stainless steel
FINISH: satin



Optional accessories:



Toilet lid and seat (ref. TP0140 mahogany / TP0145 black)





SN0120CS

With tank (lid not included)


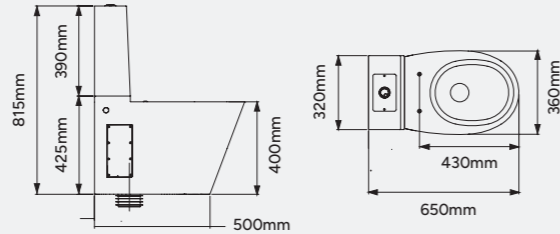
MATERIAL: AISI 304 stainless steel

FINISH: satin, bacteriostatic

Optional accessories:



Toilet lid and seat (ref. TP0140 mahogany / TP0145 black)



Shower trays and squat toilets



SN0800CS

Shower tray

MATERIAL: AISI 304 stainless steel

FINISH: satin


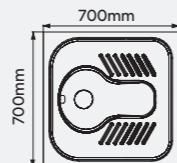
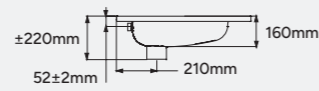

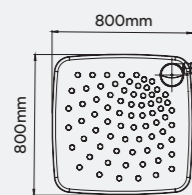


SNPT21CS

Squat toilet

MATERIAL: AISI 304 stainless steel

FINISH: satin



MODEL	MATERIAL		CHARACTERISTICS			INSTALLATION				SUITABLE FOR			
	bright finish stainless steel	satin finish stainless steel	Overflow	Push pedal	Vandal-resistant	Inset	Wall	Suspended	Floor	Gyms Schools Offices	Hospitals Care homes	Airports Shopping centres	Hotels
SN0027C	•					•				•	•	•	•
SN0031C	•					•				•	•	•	•
SN0036C	•					•				•	•	•	•
SN0027CS		•				•				•	•	•	•
SN0031CS		•				•				•	•	•	•
SN0036CS		•				•				•	•	•	•
SNR027C	•		•			•				•	•	•	•
SNR031C	•		•			•				•	•	•	•
SNR036C	•		•			•				•	•	•	•
SNR0027CS		•	•			•				•	•	•	•
SNR0031CS		•	•			•				•	•	•	•
SNR0036CS		•	•			•				•	•	•	•
SNLM62CS		•			•		•			•	•	•	•
SNLM64CS		•			•		•			•	•	•	•
SNLM58CS		•			•		•			•	•	•	•
SNLM56CS		•			•		•			•	•	•	•
SNLM35C	•				•			•		•		•	
SNLM35CS		•			•			•		•		•	
SNLMP60CS		•		•	•				•		•		
SNLMP70CS		•		•	•			•			•		
SN0800CS		•			•	•				•	•		•
SNU104C	•				•			•		•		•	
SNU104CS		•			•			•		•		•	
SNU126CS		•			•			•		•		•	
SNU128CS		•			•			•		•		•	
SNU125CS		•			•				•	•		•	•
SNU110CS		•		•	•			•		•		•	•
SN0128CS		•			•			•		•		•	•
SNPT021CS		•			•	•					•		•



15

Water fountains

Mediclinics offers a wide variety of water fountains, made from **AISI 304 stainless steel or coated steel**.

With an elegant design and made from durable materials, our solutions are designed for **indoor and outdoor** locations, depending on the model.

Ideal for installation in schools, office buildings, airports, hospitals and shopping centres.

1u/box
18u/pallet
120 x 80 x 110cm



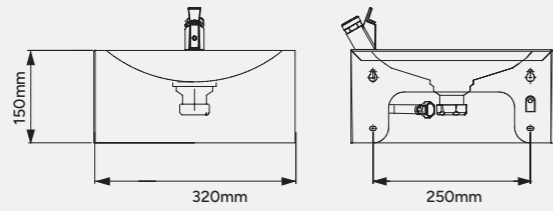
FAM130CS
MATERIAL: AISI 304 stainless steel
FINISH: satin

1u/box
18u/pallet
120 x 80 x 100cm

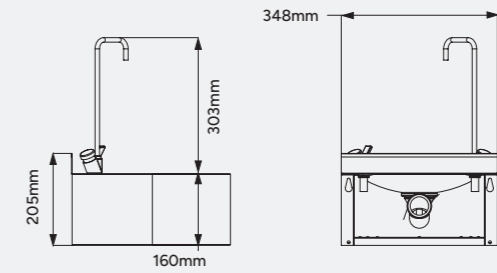


FAM120CS
MATERIAL: AISI 304 stainless steel
FINISH: satin

- HIGH TRAFFIC
- INDOOR / OUTDOOR
- DRINKING FOUNTAIN



- HIGH TRAFFIC
- INDOOR / OUTDOOR
- DRINKING FOUNTAIN / GLASS FILLER



FAM135CS
MATERIAL: AISI 304 stainless steel
FINISH: satin

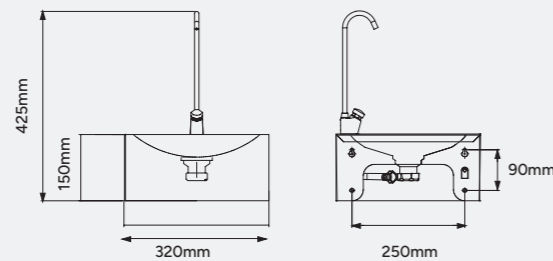


FA0225CS
MATERIAL: AISI 304 stainless steel
FINISH: satin

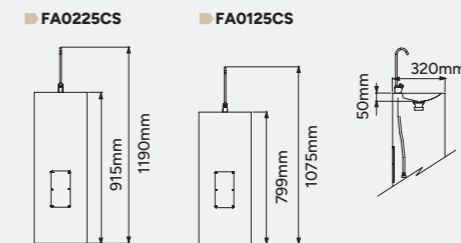


FA0125CS
MATERIAL: AISI 304 stainless steel
FINISH: satin

- HIGH TRAFFIC
- INDOOR / OUTDOOR
- GLASS FILLER



- HIGH TRAFFIC
- INDOOR / OUTDOOR
- GLASS FILLER





FA0220CS
MATERIAL: AISI 304 stainless steel
FINISH: satin



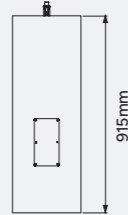
FA0120CS
MATERIAL: AISI 304 stainless steel
FINISH: satin



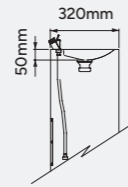
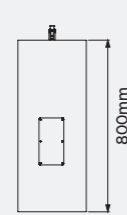
120 x 80 x 110cm

- HIGH TRAFFIC
- INDOOR / OUTDOOR
- DRINKING FOUNTAIN

FA0220CS



FA0120CS



TECHNICAL DATA SHEET

MODEL	MATERIAL / FINISH				SUITABLE FOR	
	AISI 304 stainless steel / bright	AISI 304 stainless steel / satin	High-density polyethylene	Grey plastic coated steel	Indoor	Outdoor
FAM130CS		•			•	•
FAM135CS		•			•	•
FAM120CS		•			•	•
FA0120CS		•			•	•
FA0220CS		•			•	•
FA0125CS		•			•	•
FA0225CS		•			•	•


Optional coatings

PVD


PVD (Physical Vapour Deposition) is an advanced coating technique that provides a high-quality finish, great durability and a superior aesthetic appearance. Mediclinics offers this coating as an option on the products previously indicated in the catalogue, with the aim of adding an extra touch of elegance and exclusivity to the washroom space.

Sophistication	Resistance	Sustainability
Its metallic finish gives a luxurious and sophisticated appearance. In addition, its excellent colour stability ensures a lasting shine over time.	It offers greater resistance to wear, abrasion and corrosion, extending its service life and guaranteeing a superior quality finish.	It is environmentally friendly because it does not contain harmful chemicals or generate hazardous waste.


Available colors:




GOLD



COPPER



ANTHRACITE



BRONZE

*APPROXIMATE COLOURS, SUBJECT TO PRINTING PROCESS.



Cleaning specifications

Stainless steel

General instructions

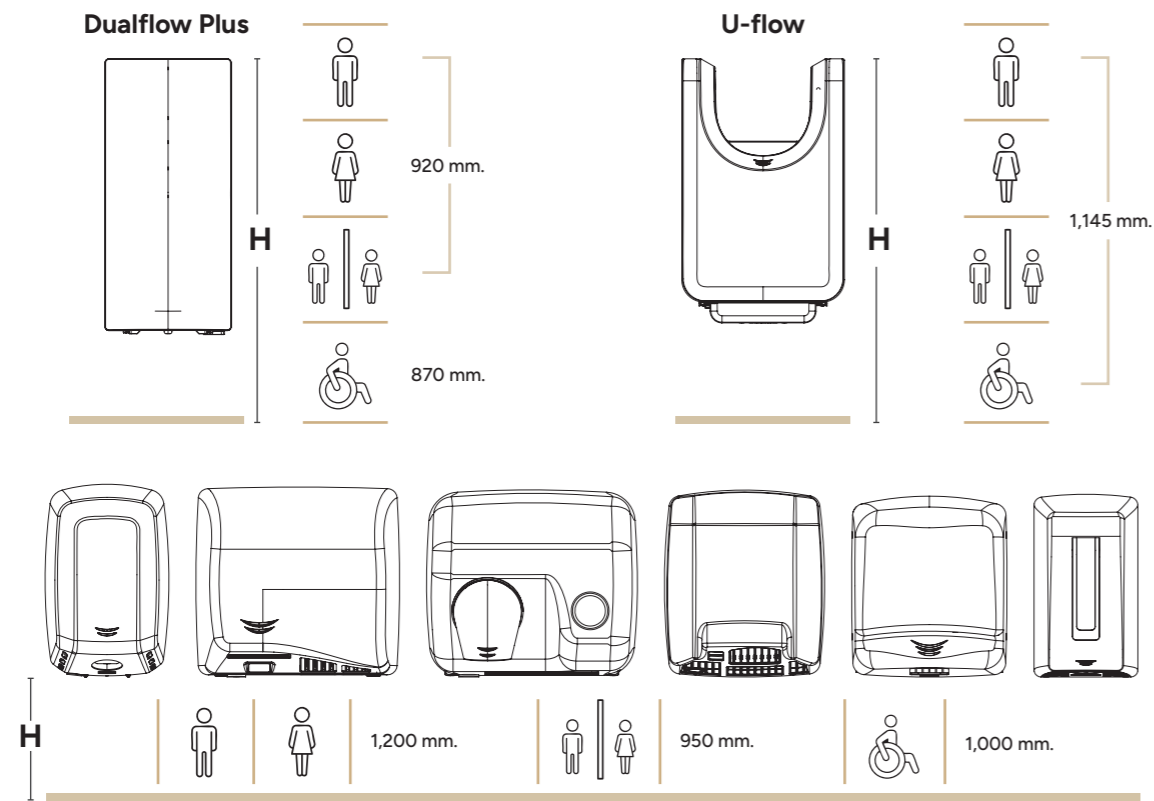
- 01.** Before applying any treatment, completely remove the plastic protection from the stainless steel.
- 02.** Do not use rough cloths, paper cloths or scouring pads.
- 03.** Dry the treated surface using a gentle cloth.
- 04.** As a general rule, use only a gentle cloth dampened with soapy water.
- 05.** The application of certain cleaning treatments may change the shade of a part's finish; therefore, treatment of the entire part may be necessary.
- 06.** Never use bleach, products based on hypochlorite solutions, liquids made with strong acids often used for cleaning floors and walls, hydrochloric acid or products containing petrol in the cleaning process.
- 07.** Pay special attention to the components of cleaning products, especially those specifically for cleaning bathrooms.
- 08.** In exceptional cases, carefully polish very specific areas. Then use a gentle cloth dampened with soapy water and dry thoroughly.
- 09.** Printed marks are easily removed when these cleaning processes are applied. Therefore, where possible, avoid applying on top of logos or other printed marks.

Cleaning specifications

	WITH WHAT?	HOW?
REGULAR CLEANING	Liquid soap or neutral household detergent. Water.	Clean with a soft chamois cloth or sponge and warm water. Remove any moisture with a dry cloth. If the product is subjected to hostile environments, such as salt (near the sea), intense humidity, chlorine (swimming pools), etc., a further treatment in addition to regular cleaning is recommended, which involves the application of a household product containing silicon.
MEDIUM DIRT LEVEL (stains, fingerprints...)	Liquid soap or neutral household detergent. Water. Cream or liquid polish for metals, specific for steel, such as the one manufactured by 3M.	Proceed in the same way as for regular cleaning. If you use specific household products, follow the manufacturer's instructions. Ensure that the products are liquid or cream. If using sprays, apply the product to the cloth, not directly onto the surface to be treated.
HEAVY DIRT LEVEL (discolouration due to atmospheric agents)	If the above procedures do not provide satisfactory results, carefully use household cleaners, degreasers or solvents. Never use products specifically designed for tin or copper as they may affect the colour of the steel. The 3M product recommended above may be useful in these cases.	Proceed in the same way as for regular cleaning. If you use specific household products, follow the manufacturer's instructions. Ensure that the products are liquid or cream. Before treating the entire affected surface, carry out a test on a small area.
MINERAL DEPOSITS – LIMESCALE	Dilute 5% white vinegar in water. Specific cleaning products for lime with a silicone protective base, for example, "Super brillo Oro" (with acetic or phosphoric acid).	Proceed in the same way as with regular cleaning. In the case of using specific cleaning products, follow the manufacturer's instructions. Before treating the entire affected surface, carry out a test on a small area.
RUST MARKS	Any of the above, excluding those indicated for highly resistant stains. You can use 3M Scotch-Brite specially designed for scratch-free cleaning of ceramic cooktops.	Gently and carefully polish using 3M Scotch-Brite in the direction of the grain or lines. NOTE: This method only applies to satin finishes, never to bright finishes.

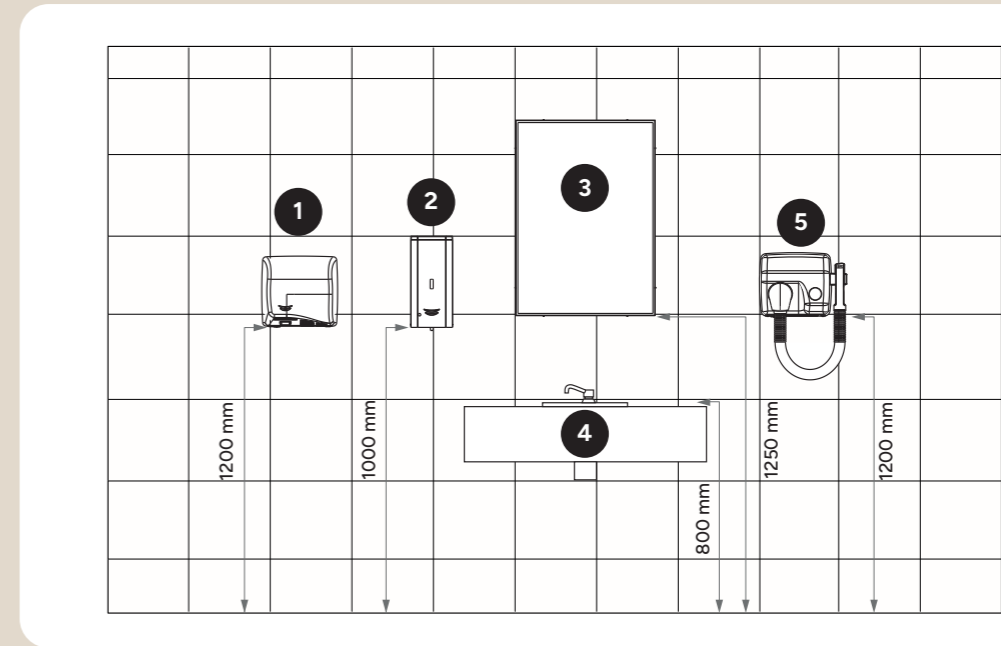
Examples and recommended installation heights

Hand dryers



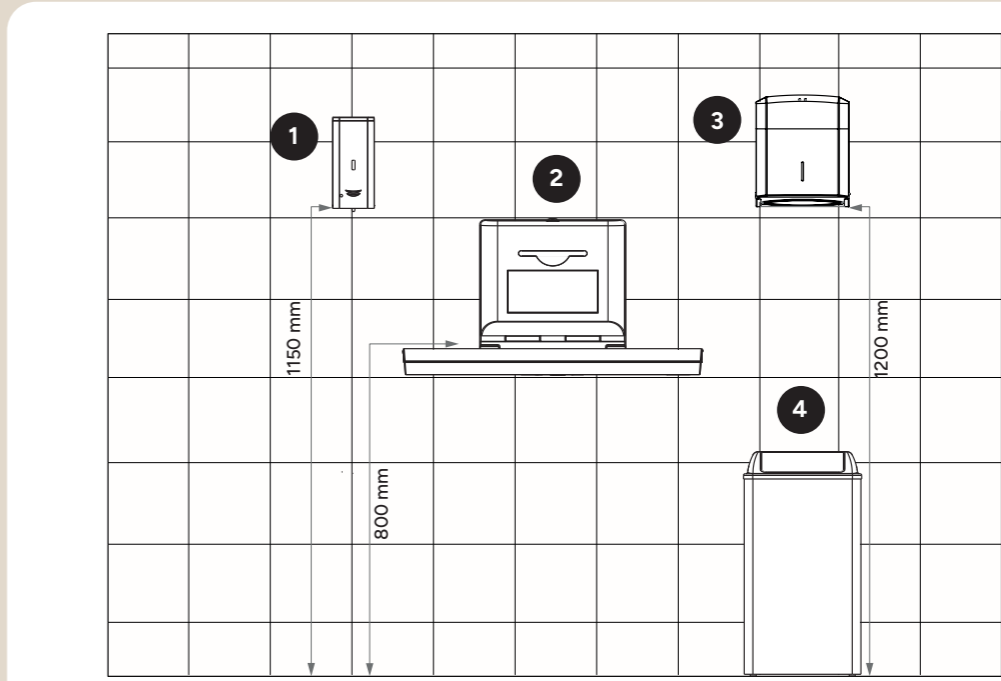
Washroom spaces

WASHBASIN AREA



- 1. Speedflow hand dryer
- 2. Liquid soap dispenser DJ0037A-B-C-CS
- 3. Fixed mirror EP035B-CS
- 4. Washbasin with tap
- 5. Hair dryer SC1088HT-CS

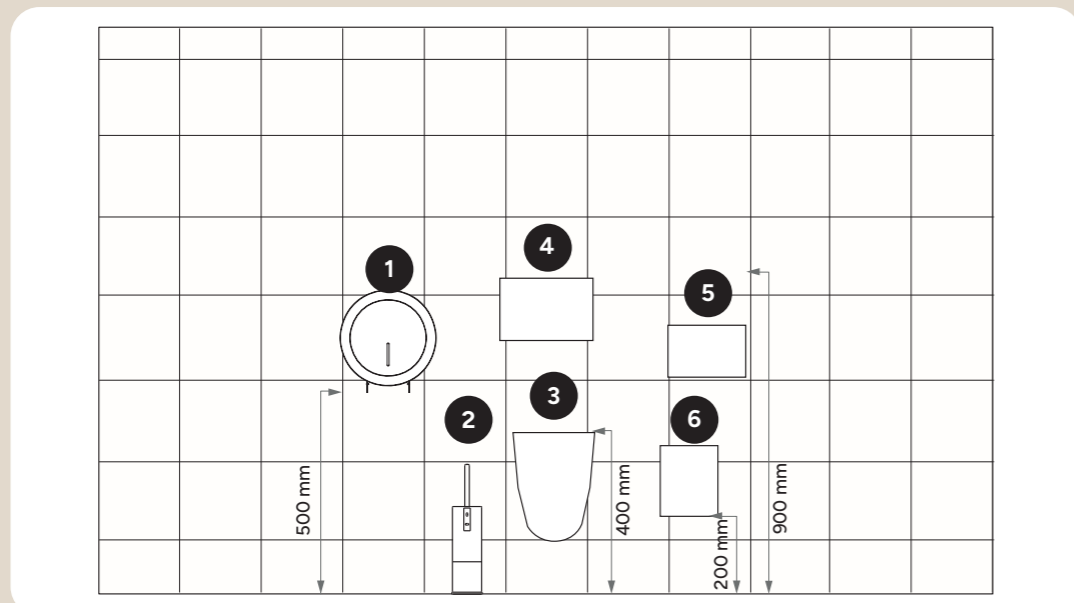
BABY CHANGING AREA



- 1. Liquid soap dispenser DJ0037A-B-C-CS
- 2. Babymedi horizontal baby changing station
- 3. Paper towel dispenser DT2106-B-C-CS
- 4. Bin PP0065-C-CS

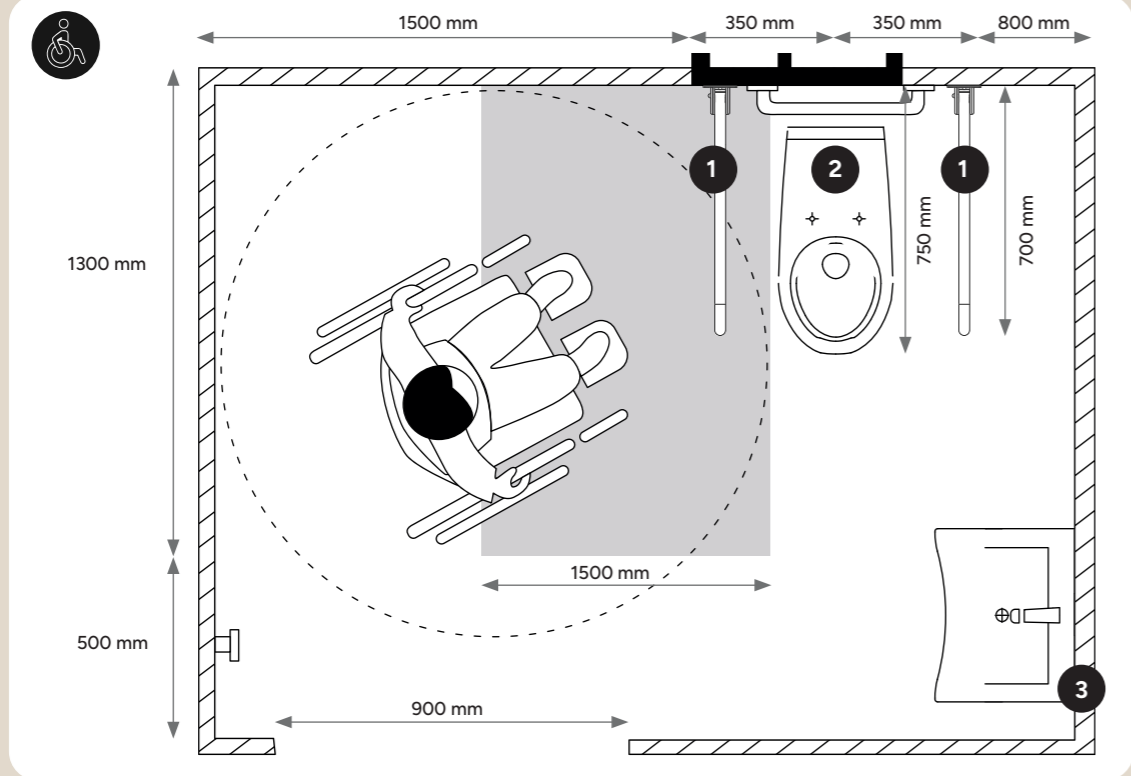
Washroom spaces

WC CABIN AREA

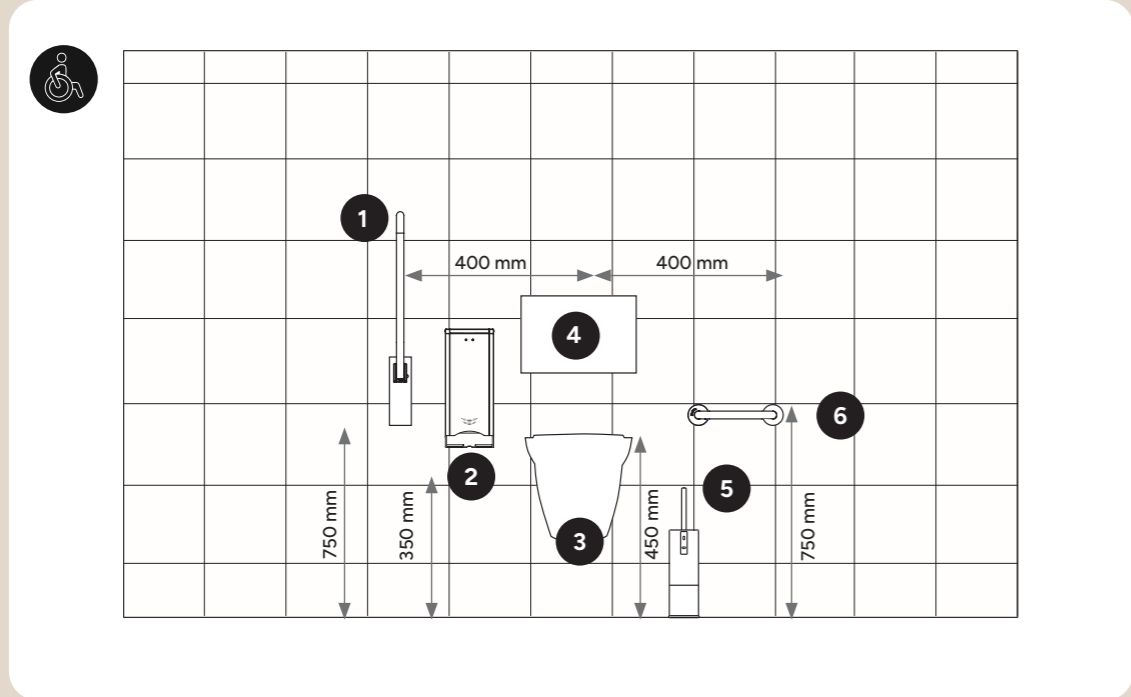


- 1. Toilet paper dispenser PR2783-B-C-CS
- 2. Toilet brush set ES0010C
- 3. Wall-hung toilet SN0128CS
- 4. Tank flush button
- 5. Seat cover dispenser DCA100CS
- 6. Sanitary bin PP0006-B-C-CS

WC CABIN AREA

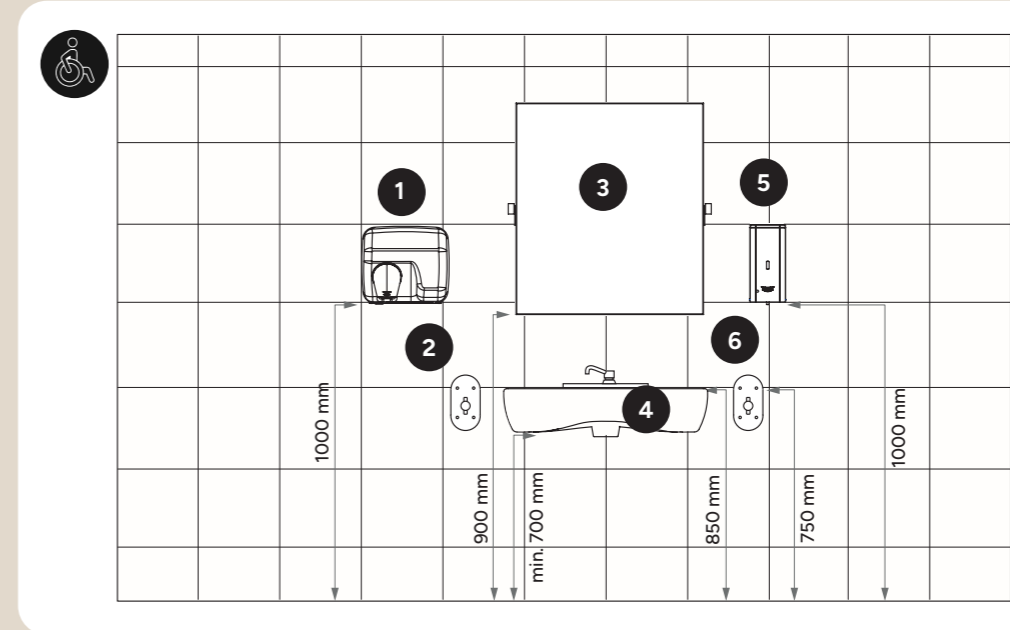


- 1. Grab bar BG0800C-CS
- 2. Wall-hung toilet D0182/01
- 3. FLAT62/01 washbasin with tap



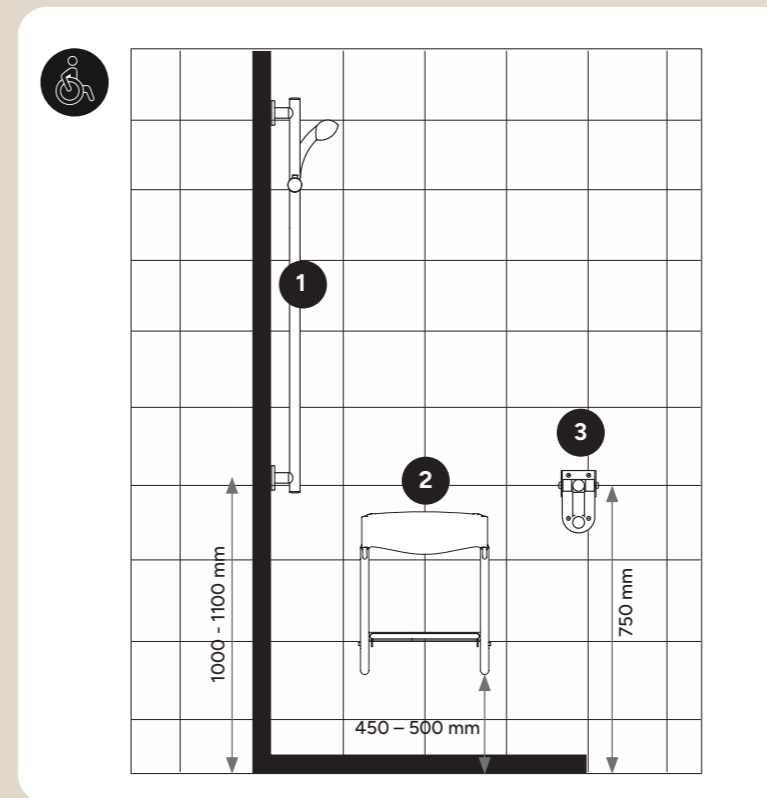
- 1. Grab bar BG0800C-CS
- 2. Toilet paper dispenser PR2784-B-C-CS
- 3. Wall-hung toilet D0182/01
- 4. Tank flush button
- 5. Toilet brush set ES0010C
- 6. Grab bar BR0750C

WASHBASIN AREA



- 1. Saniflow automatic hand dryer
- 2. Grab bar SH-B60/31
- 3. Mirror D0042/99
- 4. D0280/01 washbasin with tap
- 5. Liquid soap dispenser DJ0037A-B-C-CS
- 6. Grab bar SH-B60/31

SHOWER AREA



- 1. Shower rail LEX-X030/37
- 2. Folding shower seat with backrest X835/01
- 3. Support bar LEX-B60/37

Certifications

GS / UL



- Guarantees that the stated technical specifications (voltage, power, consumption, etc.) are met.
- Guarantees that the user can never get access to the live parts of the appliance.
- Guarantees that the equipment will never experience abnormal temperature increases.
- Guarantees that the user will never receive an electric shock when touching accessible metal parts.
- Guarantees that our hand dryers are protected against transient surges.
- Ensures that our machines are resistant to the ingress of water and solid objects.
- Guarantees the minimum fire risk for all our equipment.
- Guarantees that the covers of our hand dryers can withstand impact energy of 0.5 J.

EMC

- Guarantees that our appliances will not have any negative effects or cause collateral damage to other electrical or electronic devices in the vicinity by the emission of continuous or discontinuous disturbances.
- Guarantees that our units function properly without being affected by other devices in the environment, whether radiated or conducted through the mains electricity.
- Guarantees that our appliances function properly without generating radiated or conducted interference that may affect the operation of other devices in the vicinity.



GBCE



The "Green Building Council España" concept has emerged from the need to develop standards for energy efficiency and environmental responsibility. It focuses mostly on resources such as energy, water and materials. Its main objective is to achieve maximum efficiency from these resources.

- It ensures equipment is energy-efficient and environmentally friendly.
- It reduces energy bills as well as the negative impact on the environment.
- It helps in the design and construction of healthier and more productive buildings and spaces for people.
- It enhances the energy efficiency of any type of building.

ISO 9001



- Ensures a global approach focused on customer satisfaction and continuous improvement.
- Builds customer trust based on the company's ability to consistently deliver the agreed products and/or services.
- Facilitates the opening of new markets both nationally and internationally.
- Improves our competitive position.
- Increases productivity as a result of continuous improvements in our internal processes. Improvement of our internal organization, achieved through more fluid communications, with set responsibilities and objectives.
- Orientation towards continuous improvement which allows us to identify new opportunities to improve the objectives we have already achieved.
- Increased responsiveness and flexibility to changing market opportunities.
- Increased ability to create value, both for the company and for its suppliers and strategic partners.
- Improvement of the motivation of the staff within our organization, as well as their willingness to work as part of a team.

RoHS

- Ensures that our devices do not contain hazardous substances such as lead, mercury, cadmium, chromium, PBB or PBDE.
- Ensures that our products are environmentally friendly and safe for people's health.

CE

The CE mark is a key indicator of a product's compliance with EU legislation and allows the free movement of products within the European market.

- It guarantees that our products meet all the legal requirements demanded in the European Community and ensures their validity for sale throughout the European Economic Area.

Certification

		GS	EMC	UL	GBCE	CE
HAND DRYERS	U-FLOW®					
	DUALFLOW®PLUS					
	DUALFLOW®					
	MACHFLOW®PLUS / MACHFLOW®					
	SPEEDFLOW®PLUS					
	SANIFLOW®					
	MEDIFLOW®					
	OPTIMA®					
	SMARTFLOW®					
JUNIORPLUS®						

AIRPORTS

- JFK International Airport, New York, USA
- Charles de Gaulle International Airport, Paris, France
- Istanbul International Airport, Turkey
- Barcelona - El Prat Airport, Spain
- Chennai International Airport, India
- Monterrey International Airport, Mexico
- Sydney International Airport, Australia
- Clark International, Philippines
- Madrid - Barajas Airport, Spain

CASINOS

- Sydney Opera House and Casino, Australia
- The Crown Casino, Melbourne, Australia
- Lloret de Mar Casino, Spain

CINEMAS AND THEATRES

- Broadway Cinema at Hollywood Plaza, Hong Kong, China
- Royal Opera House, Muscat, Oman
- Teatro Royal, Madrid, Spain
- La Casona Theatre, Buenos Aires, Argentina
- Century Cinemas, USA
- Palau de la Música, Barcelona, Spain
- UGC Cinemas, Paris, France

HOSPITALS

- Hospital Clínic, Barcelona, Spain
- South Lake Hospital Clemont, Florida, USA
- Santa Creu i Sant Pau Hospital, Barcelona, Spain
- Queen Mary Hospital, Hong Kong, China
- San Marco Hospital, Latina, Italy
- Ghayathi hospital, Abu Dhabi, United Arab Emirates
- Skolkovo Hospital in Moscow, Russia
- 12 de Octubre Hospital, Madrid, Spain
- Stradini Hospital in Riga, Latvia
- Fundació Institut Guttmann, Barcelona, Spain

HOTELS

- Grand Hyatt Chicago Hotel, USA
- Crown Regency Hotel, Manila, Philippines
- Hotel SLS Barcelona, Spain
- Best Western Sumadija, Belgrade, Serbia
- Hotel Sheraton, Montevideo, Uruguay
- Melia-Hotusa and AC Hotel, Spain
- Shamal Shera Resort, Philippines
- Hotel Ritz Carlton, Bahrain
- Hotel Intercontinental, Johannesburg, South Africa

UNIVERSITIES

- Florida Atlantic University, USA
- National University of Singapore, Singapore
- Pennsylvania State University, USA
- Queen Mary University of London, UK
- University of California, Berkeley, USA
- Universidad de Arquitectura de Montevideo, Uruguay
- ESADE Business School, Barcelona, Spain
- Australian National University, Canberra, Australia

SHOPPING CENTRES

- Bangsar Shopping Centre, Kuala Lumpur, Malaysia
- Top Ryde Shopping Centre, Sydney, Australia
- Miraflores Shopping Centre, Guatemala
- Finestrelles, Esplugues de Llobregat, Spain
- Taikon Place Shopping Centre, Hong Kong, China
- Polo Park shopping Center, Winnipeg, Canada
- An Phu Plaza, Ho Chi Minh City, Vietnam

GYMS AND SPORT CENTRES

- Canottieri Milano, Italy
- Metropolitan Fitness Centres, Spain
- Health Works Fitness, Queensland, Australia
- DIR Fitness Centres, Barcelona, Spain
- Reebok Sports Club, Madrid, Spain
- Barcino Tennis Club, Barcelona, Spain

MUSEUMS

- Brooklyn Children's Museum, New York, USA
- Alexander Museum, Tel Aviv, Israel
- Guggenheim Museum, Bilbao, Spain
- Museo del Prado, Madrid, Spain
- National Museum, Warsaw, Poland
- Museo Picasso, Málaga, Spain

STADIUMS

- Dodger Stadium, Los Angeles, USA
- Ibn Batouta Stadium, Tanger, Morocco
- Palau Sant Jordi, Barcelona, Spain
- London Olympic Stadium, UK
- Old Trafford Stadium, UK
- Sydney Olympic Park, Australia
- L'Alqueria Basket, Valencia, Spain

CIRCUITS

- Yas Marina Circuit, Abu Dhabi, United Arab Emirates
- Meydan Racecoude, Dubai, United Arab Emirates

RAILWAY STATIONS

- Hong Kong MTR Stations, China
- Buquebus Central Station, Buenos Aires, Argentina

AMUSEMENT PARKS

- Port Aventura, Tarragona, Spain
- Delaware State Amusement Park, USA
- Sentosa Island Theme Park, Singapore

RESTAURANTS

- NBA Café, Barcelona, Spain
- Tramvai, Milan, Italy
- Dunkin Donuts, USA
- McDonald's, Europe
- Burger King, Europe
- Arby's restaurants, USA

SCHOOLS

- San Jose School, California, USA
- York College of Pennsylvania, USA
- Polymechanics School, Quebec, Canada
- Chamartín Student Residence, Madrid, Spain
- Sainte Thérèse Academy, Quebec, Canada
- Harrow International School, Singapore
- The Hills Sports High School, Sydney, Australia
- Joaquin Blume Residence, Barcelona, Spain

OTHER

- Sagrada Familia, Barcelona, Spain
- New York Stock Exchange, USA
- Ohio State Penitentiary, USA
- Mutua Madrileña Offices, Madrid, Spain
- Broward Judicial Court, USA
- Texas Department of Transportation, USA
- Torres Colón, Madrid, Spain



CODE	DESCRIPTION	PAGE
93910001SMD	Adapter for shorter towel paper, for DT2106 dispenser	125
AC0083C	Tissue dispenser 270x53x145 mm, bright chrome-plated brass, Medicrom Series	169
AC0240	Short grab bar for wall mounting 51x24x82 mm, white steel, Medisteel series	165
AC0240C	Short grab bar for wall mounting 51x24x82 mm, bright steel, Medisteel series	165
AC0780C	Glass shelf 600x64x134 mm, bright chrome-plated brass, Medicrom Series	169
AC0950C	Grab bar-towel rail 305x107 mm, bright chrome-plated brass, Medicrom Series	170
AC0956C	Angled grab bar 423x120x207 mm, bright chrome-plated brass, Medicrom Series	170
AC0957C	Grab bar with soap dish 423x120x207mm, bright chrome-plated brass, Medicrom Series	169
AC0959C	Towel shelf with rail 480x310x100 mm, bright chrome-plated brass, Medicrom series	168
AC0961C	Towel rail 390x Ø53 mm, bright chrome-plated brass, Medicrom Series	168
AC0962C	Rectangular soap dish 175x107 mm, bright chrome-plated brass, Medicrom Series	169
AC0963C	Rectangular soap dish 264x107 mm, bright chrome-plated brass, Medicrom Series	169
AC0964C	Triangular soap basket 227x145x28 mm, bright chrome-plated brass, Medicrom Series	169
AC0966C	Robe hook Ø53x62 mm, bright chrome-plated brass, Medicrom Series	171
AC0967C	Toilet roll holder with cover 121x101x33 mm, bright chrome-plated brass, Medicrom Series	170
AC0970C	Spare toilet roll holder 50x115x186 mm, bright chrome-plated brass, Medicrom Series	170
AC0973C	Grab bar-towel rail 658x107 mm, bright chrome-plated brass, Medicrom Series	170
AC0974C	Grab bar-towel rail 528x107 mm, bright chrome-plated brass, Medicrom Series	170
AC0978C	Towel rail Ø 200 mm, bright chrome-plated brass, Medicrom Series	168
AC0979C	Towel rail Ø 170 mm, bright chrome-plated brass, Medicrom Series	168
AD0025B	Shower holder, black finish	182
AD0025C	Shower holder, chrome finish	185
AI0010C	Single robe hook 40x34 mm, bright AISI 304 stainless steel, Medinox series	161
AI0010CS	Single robe hook 40x34 mm, satin finish AISI 304 stainless steel, Medinox series	161
AI0020C	Towel rail 535x66 mm, bright finish AISI 304 stainless steel, Medinox series	158
AI0020CS	Towel rail 535x66 mm, satin finish AISI 304 stainless steel, Medinox series	158
AI0030C	Double towel rail 535x120 mm, bright AISI 304 stainless steel, Medinox series	158
AI0030CS	Double towel rail 535x120 mm, satin finish AISI 304 stainless steel, Medinox series	158
AI0033B	Single robe hook 52x41 mm, black AISI 304 stainless steel, Medisteel series	166
AI0033C	Single robe hook 52x41 mm, bright AISI 304 stainless steel, Medisteel series	166
AI0033CS	Single robe hook 52x41 mm, satin finish AISI 304 stainless steel, Medisteel series	166
AI0036B	Double robe hook 100x48x52 mm, black AISI 304 stainless steel, Medisteel series	166
AI0036C	Double robe hook 100x48x52 mm, bright AISI 304 stainless steel, Medisteel series	166
AI0036CS	Double robe hook 100x48x52 mm, satin finish AISI 304 stainless steel, Medisteel series	166
AI0040C	Towel shelf with bar 535x120 mm, bright AISI 304 stainless steel, Medinox series	158
AI0040CS	Towel shelf with bar 535x120 mm, satin finish AISI 304 stainless steel, Medinox series	158
AI0050C	Soap dish 143x120 mm, bright AISI 304 stainless steel, Medinox series	159

CODE	DESCRIPTION	PAGE
AI0050CS	Soap dish 143x120 mm, satin finish AISI 304 stainless steel, Medinox series	159
AI0060C	Bathroom shelf 535x120 mm, bright AISI 304 stainless steel, Medinox series	159
AI0060CS	Bathroom shelf 535x120 mm, satin finish AISI 304 stainless steel, Medinox series	159
AI0070C	Individual toilet roll holder without cover 140x65 mm, bright AISI 304 stainless steel, Medinox series	160
AI0070CS	Individual toilet roll holder without cover 140x65 mm, satin finish AISI 304 stainless steel, Medinox series	160
AI0080C	Toilet roll holder with cover 140x65 mm, bright AISI 304 stainless steel, Medinox series	160
AI0080CS	Toilet roll holder with cover 140x65 mm, satin finish AISI 304 stainless steel, Medinox series	160
AI0090C	Rectangular towel rail 205x65x135 mm, bright AISI 304 stainless steel, Medinox series	159
AI0090CS	Rectangular towel rail 205x65x135 mm, satin finish AISI 304 stainless steel, Medinox series	159
AI0100C	Vertical spare toilet roll holder 155x65x66 mm, bright AISI 304 stainless steel, Medinox series	160
AI0100CS	Vertical spare toilet roll holder 155x65x66 mm, satin finish AISI 304 stainless steel, Medinox series	160
AI0110C	Circular towel rail Ø 165x65 mm, bright AISI 304 stainless steel, Medinox series	159
AI0110CS	Circular towel rail Ø 165x65 mm, satin finish AISI 304 stainless steel, Medinox series	159
AI0113B	Toilet roll holder without cover 193x97 mm, black AISI 304 stainless steel, Medisteel series	164
AI0113C	Toilet roll holder without cover 193x97 mm, bright AISI 304 stainless steel, Medisteel series	164
AI0113CS	Toilet roll holder without cover 193x97 mm, satin finish AISI 304 stainless steel, Medisteel series	164
AI0115B	Trapezoidal ring towel rail 132x60x130 mm, black AISI 304 stainless steel, Medisteel series	162
AI0115C	Trapezoidal ring towel rail 132x60x130 mm, bright AISI 304 stainless steel, Medisteel series	162
AI0115CS	Trapezoidal ring towel rail 132x60x130 mm, satin finish AISI 304 stainless steel, Medisteel series	162
AI0118B	Rectangular bathroom soap dish 108x106x52 mm, black AISI 304 stainless steel, Medisteel series	163
AI0118C	Rectangular bathroom soap dish 108x106x52 mm, bright AISI 304 stainless steel, Medisteel series	163
AI0118CS	Rectangular bathroom soap dish 108x106x52 mm, satin finish AISI 304 stainless steel, Medisteel series	163
AI0129B	Toilet roll holder with cover 130x80x73 mm, black AISI 304 stainless steel, Medisteel series	164
AI0129C	Toilet roll holder with cover 130x80x73 mm, bright AISI 304 stainless steel, Medisteel series	164
AI0129CS	Toilet roll holder with cover 130x80x73 mm, satin finish AISI 304 stainless steel, Medisteel series	164
AI0140C	Soap basket 340x100x24 mm, bright AISI 304 stainless steel, Medinox series	159
AI0140CS	Soap basket 340x100x24 mm, satin finish AISI 304 stainless steel, Medinox series	159
AI0160C	Soap basket 170x100x24 mm, bright AISI 304 stainless steel, Medinox series	159
AI0160CS	Soap basket 170x100x24 mm, satin finish AISI 304 stainless steel, Medinox series	159
AI0170C	Magnifying mirror Ø 170, bright AISI 304 stainless steel, Medisteel series	167
AI0184B	Towel rail 495x88 mm, black AISI 304 stainless steel, Medisteel series	162
AI0184C	Towel rail 495x88 mm, bright finish AISI 304 stainless steel, Medisteel series	162
AI0184CS	Towel rail 495x88 mm, satin finish AISI 304 stainless steel, Medisteel series	162
AI0310B	Toilet roll holder with cover 161x95x161 mm, black AISI 304 stainless steel, Medisteel series	164
AI0310C	Toilet roll holder with cover 161x95x161 mm, bright AISI 304 stainless steel, Medisteel series	164
AI0310CS	Toilet roll holder with cover 161x95x161 mm, satin finish AISI 304 stainless steel, Medisteel series	164
AI0320C	Double toilet roll holder with cover 320x50x160 mm, bright AISI 304 stainless steel, Medisteel series	165

CODE	DESCRIPTION	PAGE
AI0320CS	Double toilet roll holder with cover 320x50x160 mm, satin finish AISI 304 stainless steel, Medisteel series	165
AI0710C	Towel shelf with bar 495x208 mm, bright AISI 304 stainless steel, Medisteel series	162
AI0710CS	Towel shelf with bar 495x208 mm, satin finish AISI 304 stainless steel, Medisteel series	162
AI0720B	Rectangular bathroom shelf 525x161 mm, black AISI 304 stainless steel, Medisteel series	163
AI0720C	Rectangular bathroom shelf 525x161 mm, bright AISI 304 stainless steel, Medisteel series	163
AI0720CS	Rectangular bathroom shelf 525x161 mm, satin finish AISI 304 stainless steel, Medisteel series	163
AI0910C	Retractable clothes line Ø 91, bright AISI 304 stainless steel, Medisteel series	167
AI0920C	Sanitary bag dispenser 91x24x136 mm, bright AISI 304 stainless steel	118
AI0920CS	Sanitary bag dispenser 91x24x136 mm, satin finish AISI 304 stainless steel	118
AI0920B	Sanitary bag dispenser 91x24x136 mm, black epoxy steel	118
AI0968C	Spare toilet roll holder 66x116x208 mm, bright AISI 304 stainless steel, Medisteel series	164
AI0968CS	Spare toilet roll holder 66x116x208 mm, satin finish AISI 304 stainless steel, Medisteel series	164
AI0985B	Facial tissue dispenser 240x54x126 mm, black AISI 304 stainless steel, Medisteel series	163
AI0985C	Facial tissue dispenser 240x54x126 mm, bright AISI 304 stainless steel, Medisteel series	163
AI0985CS	Facial tissue dispenser 240x54x126 mm, satin finish AISI 304 stainless steel, Medisteel series	163
AI1311B	Double towel rail 600x115 mm, black AISI 304 stainless steel, Aura series	152
AI1311C	Double towel rail 600x115 mm, bright AISI 304 stainless steel, Aura series	152
AI1311CS	Double towel rail 600x115 mm, satin finish AISI 304 stainless steel, Aura series	152
AI1313B	Single towel rail 600x65, black AISI 304 stainless steel, Aura series	152
AI1313C	Single towel rail 600x65, bright AISI 304 stainless steel, Aura series	152
AI1313CS	Single towel rail 600x65, satin finish AISI 304 stainless steel, Aura series	152
AI1318B	Single bathroom robe hook 55x55, black AISI 304 stainless steel, Aura series	153
AI1318C	Single bathroom robe hook 55x55, bright AISI 304 stainless steel, Aura series	153
AI1318CS	Single bathroom robe hook 55x55, satin finish AISI 304 stainless steel, Aura series	153
AI1321B	Toilet paper holder 238x65 mm, black AISI 304 stainless steel, Aura series	153
AI1321C	Toilet paper holder 238x65 mm, bright AISI 304 stainless steel, Aura series	153
AI1321CS	Toilet paper holder 238x65 mm, satin finish AISI 304 stainless steel, Aura series	153
AI1323B	Towel shelf with bar 600x215x150 mm, black AISI 304 stainless steel, Aura series	152
AI1323C	Towel shelf with bar 600x215x150 mm, bright AISI 304 stainless steel, Aura series	152
AI1323CS	Towel shelf with bar 600x215x150 mm, satin finish AISI 304 stainless steel, Aura series	152
AI1411B	Single towel rail 600x120 mm, black AISI 304 stainless steel, Harmonia series	156
AI1411C	Single towel rail 600x120 mm, bright AISI 304 stainless steel, Harmonia series	156
AI1411CS	Single towel rail 600x120 mm, satin finish AISI 304 stainless steel, Harmonia series	156
AI1413B	Single towel rail 600x70 mm, black AISI 304 stainless steel, Harmonia series	156
AI1413C	Single towel rail 600x70 mm, bright AISI 304 stainless steel, Harmonia series	156
AI1413CS	Single towel rail 600x70 mm, satin finish AISI 304 stainless steel, Harmonia series	156
AI1418B	Single bathroom robe hook 30x60x67 mm, black AISI 304 stainless steel, Harmonia series	157

CODE	DESCRIPTION	PAGE
AI1418C	Single bathroom robe hook 30x60x67 mm, bright AISI 304 stainless steel, Harmonia series	157
AI1418CS	Single bathroom robe hook 30x60x67 mm, satin finish AISI 304 stainless steel, Harmonia series	157
AI1421B	Toilet paper holder 196x70 mm, black AISI 304 stainless steel, Harmonia series	156
AI1421C	Toilet paper holder 196x70 mm, bright AISI 304 stainless steel, Harmonia series	156
AI1421CS	Toilet paper holder 196x70 mm, satin finish AISI 304 stainless steel, Harmonia series	156
AI1423B	Towel shelf with bar 600x215 mm, black AISI 304 stainless steel, Harmonia series	156
AI1423C	Towel shelf with bar 600x215 mm, bright AISI 304 stainless steel, Harmonia series	156
AI1423CS	Towel shelf with bar 600x215 mm, satin finish AISI 304 stainless steel, Harmonia series	156
AI2003B	Toilet paper holder with shelf 160x103 mm, black AISI 304 stainless steel, Aura series	152
AI2003C	Toilet paper holder with shelf 160x103 mm, bright AISI 304 stainless steel, Aura series	152
AI2003CS	Toilet paper holder with shelf 160x103 mm, satin finish AISI 304 stainless steel, Aura series	152
AI2004B	Double toilet roll holder with shelf 260x103 mm, black AISI 304 stainless steel, Aura series	152
AI2004C	Double toilet roll holder with shelf 260x103 mm, bright AISI 304 stainless steel, Aura series	152
AI2004CS	Double toilet roll holder with shelf 260x103 mm, satin finish AISI 304 stainless steel, Aura series	152
AI2005B	Toilet paper holder with shelf 160x102 mm, black AISI 304 stainless steel, Harmonia series	156
AI2005C	Toilet paper holder with shelf 160x102 mm, bright AISI 304 stainless steel, Harmonia series	156
AI2005CS	Toilet paper holder with shelf 160x102 mm, satin finish AISI 304 stainless steel, Harmonia series	156
AI2006B	Double toilet paper holder with shelf 270x103 mm, black AISI 304 stainless steel, Harmonia series	156
AI2006C	Double toilet paper holder with shelf 270x103 mm, bright AISI 304 stainless steel, Harmonia series	156
AI2006CS	Double toilet paper holder with shelf 270x103 mm, satin finish AISI 304 stainless steel, Harmonia series	156
AI2318B	Double bathroom robe hook 90x55x41 mm, black AISI 304 stainless steel, Aura series	153
AI2318C	Double bathroom robe hook 90x55x41 mm, bright AISI 304 stainless steel, Aura series	153
AI2318CS	Double bathroom robe hook 90x55x41 mm, satin finish AISI 304 stainless steel, Aura series	153
AI2418B	Double bathroom robe hook 90x60x40 mm, bright AISI 304 stainless steel, Harmonia series	157
AI2418C	Double bathroom robe hook 90x55x41 mm, bright AISI 304 stainless steel, Aura series	157
AI2418CS	Double bathroom robe hook 90x55x41 mm, satin finish AISI 304 stainless steel, Aura series	157
AIE310C	Recessed toilet roll holder with cover 160x50x160 mm, bright AISI 304 stainless steel, Medisteel series	164
AIE310CS	Recessed toilet roll holder with cover 160x50x160 mm, satin finish AISI 304 stainless steel, Medisteel series	164
AIE320C	Recessed double toilet roll holder with cover 321x50x160, bright AISI 304 stainless steel, Medisteel series	165
AIE320CS	Recessed toilet roll holder with cover 321x50x160 mm, satin finish AISI 304 stainless steel, Medisteel series	165
AM0100	Drop-down shower seat with wall anchor 430x445 mm, AISI 304 stainless steel / phenolic slats	195
AM0201C	Drop-down shower seat 450x410 mm, bright AISI 304 stainless steel	194
AM0201CS	Drop-down shower seat 450x410 mm, satin finish AISI 304 stainless steel	194
AM0251C	Drop-down shower seat with floor anchor 450x410 mm, bright AISI 304 stainless steel	194
AM0251CS	Drop-down shower seat with floor anchor 450x410 mm, satin finish AISI 304 stainless steel	194
AM0500	Drop-down reversible shower seat with wall anchor 840x534 mm, AISI 304 stainless steel / phenolic slats	195
BA0130C	Angled bar 130°, bright AISI 304 stainless steel, Medinox series	190

CODE	DESCRIPTION	PAGE
BA0130CS	Angled bar 130°, satin finish AISI 304 stainless steel Medinox series	190
BA2130	Angled bar 130°, white epoxy AISI 201 stainless steel Mediepxi series	184
BA2130B	Angled bar 130°, black epoxy finish AISI 201 stainless steel Mediepxi series	184
BAD090C	Right angled bar 90°, bright finish AISI 304 stainless steel Medinox series	186
BAD090CS	Right angled bar 90°, satin finish AISI 304 stainless steel Medinox series	186
BAI090C	Left angled bar 90°, bright finish AISI 304 stainless steel Medinox series	186
BAI090CS	Left angled bar 90°, satin finish AISI 304 stainless steel Medinox series	186
BD0700C	Angled bar, 2 walls, 3 anchor points, bright AISI 304 stainless steel, Medinox series	190
BD0700CS	Angled bar, 2 walls, 3 anchor points, satin finish AISI 304 stainless steel, Medinox series	190
BD2700	Angled bar, 2 walls, 3 anchor points, white epoxy AISI 201 stainless steel, Mediepxi series	184
BD2700B	Angled bar, 2 walls, 3 anchor points, black AISI 201 stainless steel, Mediepxi series	184
BFD600C	Right wall bar, 3 anchor points, bright AISI 304 stainless steel, Medinox series	189
BFD600CS	Right wall bar, 3 anchor points, satin finish AISI 304 stainless steel, Medinox series	189
BFI600C	Left wall bar, 3 anchor points, bright AISI 304 stainless steel, Medinox series	189
BFI600CS	Left wall bar, 3 anchor points, satin finish AISI 304 stainless steel, Medinox series	189
BG0089CS	Horizontal drop-down bar with fixed column, satin finish AISI 304 stainless steel, Medinox series	188
BG0800C	Vertical drop-down bar 738 mm, bright AISI 304 stainless steel Medinox series	186
BG0800CS	Vertical drop-down bar 738 mm, satin finish AISI 304 stainless steel Medinox series	186
BG0850CS	Vertical drop-down bar 852 mm, satin finish AISI 304 stainless steel Medinox series	186
BG0900CS	Vertical drop-down bar, 3 positions with brake 738 mm, satin finish AISI 304 stainless steel, Medinox series	186
BG2800	Vertical drop-down bar 738 mm, white epoxy AISI 201 stainless steel, Mediepxi series	183
BG2800B	Vertical drop-down bar 738 mm, black epoxy AISI 201 stainless steel, Mediepxi series	183
BGA0820C	Vertical drop-down bar with floor anchor, bright AISI 304 stainless steel, Medinox series	187
BGA0820CS	Vertical drop-down bar with floor anchor, satin finish AISI 304 stainless steel, Medinox series	187
BGC2710	Vertical drop-down bar 722 mm with fixed column, white epoxy AISI 201 stainless steel, Mediepxi series	183
BGC2710B	Vertical drop-down bar 722 mm with fixed column, black epoxy AISI 201 stainless steel, Mediepxi series	183
BGC710C	Vertical drop-down bar 722 mm with fixed column, bright AISI 304 stainless steel, Medinox series	183
BGC710CS	Vertical drop-down bar 722 mm with fixed column, satin finish AISI 304 stainless steel, Medinox series	183
BR0300C	Straight bar 387 mm, bright AISI 304 stainless steel Medinox series	185
BR0300CS	Straight bar 387 mm, satin finish AISI 304 stainless steel Medinox series	185
BR0400C	Straight bar 537 mm, bright AISI 304 stainless steel Medinox series	185
BR0400CS	Straight bar 537 mm, satin finish AISI 304 stainless steel Medinox series	185
BR0600C	Straight bar 692 mm, bright AISI 304 stainless steel Medinox series	185
BR0600CS	Straight bar 692 mm, satin finish AISI 304 stainless steel Medinox series	185
BR0750C	Straight bar 842 mm, bright AISI 304 stainless steel Medinox series	185
BR0750CS	Straight bar 842 mm, satin finish AISI 304 stainless steel Medinox series	185
BR0900C	Straight bar 997 mm, bright AISI 304 stainless steel Medinox series	185

CODE	DESCRIPTION	PAGE
BR0900CS	Straight bar 997 mm, satin finish AISI 304 stainless steel Medinox series	185
BR1200C	Straight bar 1200 mm, bright AISI 304 stainless steel Medinox series	185
BR1200CS	Straight bar 1200 mm, satin finish AISI 304 stainless steel Medinox series	185
BR2300	Straight bar 390 mm, white epoxy AISI 201 stainless steel Mediepxi series	182
BR2300B	Straight bar 390 mm, black epoxy AISI 201 stainless steel Mediepxi series	182
BR2400	Straight bar 540 mm, white epoxy AISI 201 stainless steel Mediepxi series	182
BR2400B	Straight bar 540 mm, black epoxy AISI 201 stainless steel Mediepxi series	182
BR2600	Straight bar 695 mm, white epoxy AISI 201 stainless steel Mediepxi series	182
BR2600B	Straight bar 695 mm, black epoxy AISI 201 stainless steel Mediepxi series	182
BS0010C	Recessed floor-wall bar, bright AISI 304 stainless steel, Medinox series	188
BS0010CS	Recessed floor-wall bar, satin finish AISI 304 stainless steel, Medinox series	188
BSD020C	Right wall/floor bar, 3 anchor points, bright AISI 304 stainless steel, Medinox series	189
BSD020CS	Right wall/floor bar, 3 anchor points, satin finish AISI 304 stainless steel, Medinox series	189
BSI020C	Left wall/floor bar, 3 anchor points, bright AISI 304 stainless steel, Medinox series	189
BSI020CS	Right wall/floor bar, 3 anchor points, satin finish AISI 304 stainless steel, Medinox series	189
BTD090CS	Angled bar, 2 walls, 3 anchor points, satin finish AISI 304 stainless steel, Medinox series	190
BTI090CS	Angled bar, 2 walls, 3 anchor points, satin finish AISI 304 stainless steel, Medinox series	190
BTM00	Empty cabinet with soap, water and air drying pictograms	56
BTM01	Empty cabinet with soap, water and paper towel drying pictograms	56
BTM02	Complete cabinet with soap, water and air drying	56
BTM03	Complete cabinet with soap, water and paper towel drying	56
BTM10	Empty cabinet with soap and air drying pictograms	58
BTM11	Empty cabinet with soap and paper towel drying pictograms	58
BTM12	Complete cabinet with soap and air drying	58
BTM13	Complete cabinet with soap and paper towel drying	58
CN0020	Babymedi sanitary liner refill	82
CP0016H	Babymedi horizontal changing station, white polypropylene	82
CP0016HCS	Babymedi horizontal changing station, polypropylene / satin finish AISI 304 stainless steel	82
CP0016HCSB	Babymedi horizontal changing station, polypropylene with matte black AISI 304 stainless steel	82
CP0016HCSB-I	Babymedi horizontal changing station with ionizer, polypropylene, matte black AISI 304 stainless steel	82
CP0016H-I	Babymedi horizontal changing station with ionizer, white polypropylene	82
CP0016V	Babymedi vertical changing station, white polypropylene	83
CP0016VCS	Babymedi vertical changing station, polypropylene / satin finish AISI 304 stainless steel	83
CP-0016VCSB	Babymedi vertical changing station, polypropylene with matte black AISI 304 stainless steel	83
CP-0016VCSB-I	Babymedi vertical changing station with ionizer, polypropylene, matte black AISI 304 stainless steel	83
CP-0016VCS-I	Babymedi vertical changing station with ionizer, polypropylene, satin AISI 304 stainless steel	83

CODE	DESCRIPTION	PAGE
CP0016V-I	Babymedi vertical changing station with ionizer, white polypropylene	83
DBH100	Sanitary bag dispenser, 50 units, white epoxy steel.	118
DBH100C	Sanitary bag dispenser, 50 units, bright AISI 304 stainless steel	118
DBH100CS	Sanitary bag dispenser, 50 units, satin finish AISI 304 stainless steel	118
DCA100CS	Toilet seat cover dispenser for 250 units, satin finish AISI 304 stainless steel.	118
DJ0010F	Liquid soap dispenser, 1.1 L white / smoked ABS	102
DJ0020F	Liquid soap dispenser, 1.1 L black/smoked ABS	102
DJ002AB	Liquid soap dispenser tap with swan neck sensor, for washbasin installation, black brass finish	74
DJ002AC	Automatic liquid soap dispenser tap for washbasin installation, bright chrome-plated brass finish	74
DJ0031	Liquid soap dispenser. 1.5 L, white epoxy AISI 304 stainless steel	101
DJ0031B	Liquid soap dispenser. 1.5 L, matte black epoxy AISI 304 stainless steel	101
DJ0031C	Liquid soap dispenser 1.5 L, bright AISI 304 stainless steel	101
DJ0031CS	Liquid soap dispenser 1.5 L, satin AISI 304 stainless steel	101
DJ0040	Liquid soap dispenser, 1.5 L, white epoxy AISI 304 stainless steel	101
DJ0040B	Liquid soap dispenser, 1.5 L, matte black epoxy AISI 304 stainless steel	101
DJ0040C	Liquid soap dispenser, 1.5 L, bright AISI 304 stainless steel	101
DJ0040CS	Liquid soap dispenser, 1.5 L, satin AISI 304 stainless steel	101
DJ0037A	Automatic liquid soap dispenser, 1 L white epoxy AISI 304 stainless steel	99
DJ0037AB	Automatic liquid soap dispenser, 1 L matte black epoxy AISI 304 stainless steel	99
DJ0037AB-TRAFO	Automatic liquid soap dispenser 1 L, with transformer, matte black epoxy AISI 304 stainless steel	99
DJ0037AC	Automatic liquid soap dispenser, 1 L bright AISI 304 stainless steel	99
DJ0037ACS	Automatic liquid soap dispenser, 1 L satin AISI 304 stainless steel	99
DJ0037ACS-TRAFO	Automatic liquid soap dispenser, 1 L with transformer, satin finish AISI 304 stainless steel	99
DJ0037AC-TRAFO	Automatic liquid soap dispenser, 1 L with transformer, bright finish AISI 304 stainless steel	99
DJ0037A-TRAFO	Automatic liquid soap dispenser, 1 L with transformer, white epoxy AISI 304 stainless steel	99
DJ003AB	Automatic liquid soap dispenser tap for wall installation, black brass finish	66
DJ003AC	Automatic liquid soap dispenser tap for wall installation, bright chrome-plated brass finish	66
DJ0050A	Automatic liquid soap dispenser, 1.2 L white ABS	100
DJ0050ACS	Automatic liquid soap dispenser 1.2 L, satin AISI 304 stainless steel	100
DJ0111C	Liquid soap dispenser 1.1 L, bright AISI 304 stainless steel	103
DJ0111CS	Liquid soap dispenser 1.1 L, satin AISI 304 stainless steel	103
DJ0112C	Liquid soap dispenser 1.1 L, bright AISI 304 stainless steel	103
DJ0112CS	Liquid soap dispenser 1.1 L, satin AISI 304 stainless steel	103
DJ0115C	Liquid soap dispenser 1.3 L, bright AISI 304 stainless steel	102
DJ0115CS	Liquid soap dispenser 1.3 L, satin AISI 304 stainless steel	102
DJ0120C	Liquid soap dispenser 0.5 L, bright stainless steel - chrome-plated brass	105
DJ0121C	Liquid soap dispenser 0.5 L, bright chrome-plated brass	105

CODE	DESCRIPTION	PAGE
DJ0160AS	Automatic liquid soap dispenser, 0.8 L Chrome plated / black aluminium ABS	100
DJ024BTM	Liquid soap dispenser with holder for mounting behind the mirror	61
DJ0252AC	Automatic liquid soap dispenser, 1.6 L Bright chrome-plated brass	100
DJE0010CS	Recessed liquid soap dispenser 1.4 L, satin AISI 304 stainless steel	104
DJF0032	Foam soap dispenser 1.5 L, white epoxy AISI 304 stainless steel	102
DJF0032B	Foam soap dispenser, 1.5 L, matte black epoxy AISI 304 stainless steel	102
DJF0032C	Foam soap dispenser, 1.5 L, bright AISI 304 stainless steel	102
DJF0032CS	Foam soap dispenser, 1.5 L, satin AISI 304 stainless steel	102
DJF0038A	Automatic foam soap dispenser 1 L, white epoxy AISI 304 stainless steel	99
DJF0038AB	Automatic foam soap dispenser 1 L, black epoxy AISI 304 stainless steel	99
DJF0038AB-TRAFO	Automatic foam soap dispenser 1 L, with adapter, matte black epoxy AISI 304 stainless steel	99
DJF0038AC	Automatic foam soap dispenser 1 L, bright finish AISI 304 stainless steel	99
DJ-FO038ACS	Automatic foam soap dispenser 1 L, satin finish AISI 304 stainless steel	99
DJF0038ACS-TRAFO	Automatic foam soap dispenser 1 L, with adapter, satin finish AISI 304 stainless steel	99
DJF0038AC-TRAFO	Automatic foam soap dispenser 1 L, with adapter, bright finish AISI 304 stainless steel	99
DJF0038A-TRAFO	Automatic foam soap dispenser 1 L, with adapter, white epoxy AISI 304 stainless steel	99
DJFE0025C	Recessed foam soap dispenser in countertop 1L, bright chrome-plated brass	105
DJFM0038A	"Behind the mirror" foam soap dispenser 1 L, grey AISI 304 stainless steel	61
DJFM0038A-TRAFO	"Behind the mirror" foam soap dispenser, 1 L, with adapter, grey AISI 304 stainless steel	61
DJFP035	Foam soap dispenser 1.5 L, with lever, white epoxy AISI 304 stainless steel	104
DJFP035B	Foam soap dispenser 1.5 L, with lever, matte black epoxy AISI 304 stainless steel	104
DJFP035C	Foam soap dispenser 1.5 L, with lever, bright AISI 304 stainless steel	104
DJFP035CS	Foam soap dispenser 1.5 L, with lever, satin AISI 304 stainless steel	104
DJM0037A	"Behind the mirror" liquid soap dispenser 1 L, grey AISI 304 stainless steel	61
DJM0037A-TRAFO	"Behind the mirror" liquid soap dispenser, 1 L, with adapter, grey AISI 304 stainless steel	61
DJP0034	Liquid soap dispenser 1.5 L, with lever, white epoxy AISI 304 stainless steel	104
DJP0034B	Liquid soap dispenser 1.5 L, with lever, matte black epoxy AISI 304 stainless steel	104
DJP0034C	Liquid soap dispenser 1.5 L, with lever, bright AISI 304 stainless steel	104
DJP0034CS	Liquid soap dispenser 1.5 L, with lever, satin AISI 304 stainless steel	104
DJS0033	Spray soap dispenser 1.5 L, white epoxy AISI 304 stainless steel	102
DJS0033B	Spray soap dispenser, 1.5 L, matte black epoxy AISI 304 stainless steel	102
DJS0033C	Spray soap dispenser 1.5 L, bright AISI 304 stainless steel	102
DJS0033CS	Spray soap dispenser 1.5 L, satin AISI 304 stainless steel	102
DJS0039A	Automatic spray soap dispenser 1 L, white epoxy AISI 304 stainless steel	99
DJS0039AB	Automatic spray soap dispenser 1 L, matte black epoxy AISI 304 stainless steel	99
DJS0039AB-TRAFO	Automatic spray soap dispenser 1 L, with transformer, matte black epoxy AISI 304 stainless steel	99
DJS0039AC	Automatic spray soap dispenser 1 L, bright AISI 304 stainless steel	99

CODE	DESCRIPTION	PAGE
DJS-0039ACS	Automatic spray soap dispenser 1 L, satin finish AISI 304 stainless steel	99
DJS0039ACS-TRAFO	Automatic spray soap dispenser 1L with transformer, satin finish AISI 304 stainless steel	99
DJS0039AC-TRAFO	Automatic spray soap dispenser 1L with transformer, bright AISI stainless steel	99
DJS0039A-TRAFO	Automatic spray soap dispenser 1 L, with transformer, white epoxy AISI 304 stainless steel	99
DJSM0039A	"Behind the mirror" automatic spray soap dispenser 1 L, grey AISI 304 stainless steel	61
DJSM0039A-TRAFO	"Behind the mirror" spray soap dispenser ,1 L, with adapter, grey AISI 304 stainless steel	61
DJSP036	Spray soap dispenser 1.5 L, with lever, white epoxy AISI 304 stainless steel	104
DJSP036B	Spray soap dispenser 1.5 L, with lever, matte black epoxy AISI 304 stainless steel	104
DJSP036C	Spray soap dispenser 1.5 L, with lever, bright AISI 304 stainless steel	104
DJSP036CS	Spray soap dispenser 1.5 L, with lever, satin AISI 304 stainless steel	104
DJT118	Recessed liquid soap dispenser in countertop 1L, bright chrome-plated brass	105
DT024BTM	Paper towel dispenser with mounting bracket for installation behind the mirror	60
DT0303	Jumbo roll dispenser Ø 250 mm, white epoxy steel	127
DT0303C	Jumbo roll dispenser Ø 250 mm, bright AISI 304 stainless steel	127
DT0303CS	Jumbo roll dispenser Ø 250 mm, satin AISI 304 stainless steel	127
DT2106	Paper towel dispenser 400-600 C/Z white epoxy steel	125
DT2106B	Paper towel dispenser 400-600 C/Z black epoxy steel	125
DT2106C	Paper towel dispenser 400-600 C/Z bright AISI 304 stainless steel	125
DT2106CS	Paper towel dispenser 400-600 C/Z satin AISI 304 stainless steel	125
DTE0010CS	Combined unit paper towel dispenser 600-800 C/Z + left-hand soap dispenser 1.2 L, satin AISI 430 stainless steel	145
DTE0020CS	Recessed paper towel dispenser, C/Z 200-400, satin finish AISI 304 stainless steel	126
DTE0030CS	Combined unit of paper towel dispenser 400-600 + 7.6 L recessed, satin finish AISI 304 stainless steel waste bin	145
DTE0040CS	Recessed paper towel dispenser, C/Z 600-800, satin finish AISI 304 stainless steel	126
DTE0050CS	Combined unit of paper towel dispenser 600-800 + 12.5 L recessed, satin finish AISI 304 stainless steel waste bin	145
DTE0040CS	Combined unit of paper towel dispenser 300-500 +24 L waste bin+Saniflow recessed satin finish AISI 304 stainless steel hand dryer	144
DTE0060CS	Combined unit of paper towel dispenser 500-600 +23 L waste bin+Junior Plus recessed satin finish AISI 304 stainless steel hand dryer	144
DTH100	Toilet tissue dispenser, 400 units, white epoxy steel	117
DTH100B	Toilet tissue dispenser, 400 units, black epoxy steel	117
DTH100C	Toilet tissue dispenser, 400 units, bright AISI 304 stainless steel	117
DTH100CS	Toilet tissue dispenser, 400 units, satin AISI 304 stainless steel	117
DTM2106	"Behind the mirror" paper towel dispenser, C/Z 400-600, satin finish AISI 304 stainless steel	61
DTP025CS	Paper dispenser Ø 220 mm, satin finish AISI 304 stainless steel	126
E05	Saniflow manual hand dryer, white epoxy steel	34
E05A	Saniflow automatic hand dryer, white epoxy steel	32

CODE	DESCRIPTION	PAGE
E05AB	Saniflow automatic hand dryer, black epoxy steel	32
E05AC	Saniflow automatic hand dryer, bright AISI 304 stainless steel	32
E05ACS	Saniflow automatic hand dryer, satin finish AISI 304 stainless steel	32
E05B	Saniflow manual hand dryer, black epoxy steel	34
E05C	Saniflow manual hand dryer, bright AISI 304 stainless steel	34
E05CS	Saniflow manual hand dryer, satin finish AISI 304 stainless steel	34
E85	Saniflow manual hand dryer, cast iron with white enamel coating	35
E85A	Saniflow automatic hand dryer, cast iron with white enamel coating	33
E88	Saniflow manual hand dryer, white enamelled steel	34
E88A	Saniflow automatic hand dryer, white enamelled steel	32
E88AC	Saniflow automatic hand dryer, bright chromed steel	32
E88ACS	Saniflow automatic hand dryer, satin finish steel	32
E88AO	Saniflow automatic hand dryer, gold finish steel	32
E88C	Saniflow manual hand dryer, bright chromed steel	34
E88CS	Saniflow manual hand dryer, satin finish steel	34
E88O	Saniflow manual hand dryer, gold finish steel	34
EP0300	Tilting mirror 700x500 mm white epoxy steel	197
EP0300B	Tilting mirror 700x500 mm black epoxy steel	197
EP0300CS	Tilting mirror 700x500 mm satin finish AISI 304 stainless steel	197
EP0350B	Fixed mirror 700x500 mm, black epoxy steel	196
EP0350CS	Fixed mirror 700x500 mm satin finish AISI 304 stainless steel	196
EP0400CS	Tilting mirror 800x600 mm satin finish AISI 304 stainless steel	197
EP0450CS	Fixed mirror 800x600 mm satin finish AISI 304 stainless steel	196
ES0010	Toilet brush set, white epoxy steel, Medicolor series	171
ES0010B	Toilet brush set, black epoxy steel, Medicolor series	171
ES0010C	Toilet brush set, bright chrome-plated brass, Medicrom series	171
ES0965C	Toilet brush set, bright AISI 304 stainless steel Medinox series	161
ES0965CS	Toilet brush set, satin AISI 304 stainless steel Medinox series	161
ES0968C	Toilet brush set, bright AISI 304 stainless steel Medisteel series	166
ES0968CS	Toilet brush set, satin AISI 304 stainless steel Medisteel series	166
ES1002B	Toilet brush set, black finish AISI 304 stainless steel Aura series	153
ES1002C	Toilet brush set, bright finish AISI 304 stainless steel Aura series	153
ES1002CS	Toilet brush set, satin finish AISI 304 stainless steel Aura series	153
ES1003B	Toilet brush set, black AISI 304 stainless steel, Harmonia series	157
ES1003C	Toilet brush set, bright AISI 304 stainless steel, Harmonia series	157
ES1003CS	Toilet brush set, satin finish AISI 304 stainless steel, Harmonia series	157

CODE	DESCRIPTION	PAGE
FA0120CS	Water fountain, 800 mm height satin AISI 304 stainless steel	210
FA0125CS	Water fountain, 800 mm height with glass filler, satin finish AISI 304 stainless steel	209
FA0220CS	Water fountain, 915 mm high, satin finish AISI 304 stainless steel	210
FA0225CS	Water fountain with glass filler, 915 mm height, satin finish AISI 304 stainless steel	209
FAM120CS	Water fountain, satin finish AISI 304 stainless steel	209
FAM130CS	Water fountain, satin finish AISI 304 stainless steel	208
FAM135CS	Water fountain with glass filler, satin finish AISI 304 stainless steel	208
GA002AB	Automatic water tap for washbasin installation, black brass finish	74
GA002AC	Automatic water tap for washbasin installation, bright chrome-plated brass finish	74
GA003AB	Automatic water tap for wall installation, black brass finish	66
GA003AC	Automatic water tap for wall installation, bright chrome-plated brass finish	66
GA024BTM	Water tap with holder for mounting behind the mirror	61
GAJ002AB	Automatic water tap and soap dispenser for washbasin installation for washbasin installation, black brass finish	70
GAJ002AC	Automatic water tap and soap dispenser for washbasin installation, bright chrome-plated brass finish	70
HGPT0020B	Floor-standing portable sanitizing station black epoxy steel	106
ZZHGPT0040	Floor-standing portable sanitizing station white epoxy	106
HGPT0070B	Anti-drip tray holder for soap dispensers DJ0037A.../DJF0038A.../DJS0039A.../DJ0160AS/DJ0031.../DJF0032... And DJS0033...	99
KA0010/2	Electrical insulation kit with 2 escutcheons	182
KA0010/3	Electrical insulation kit with 3 escutcheons	184
KA0020/2	Electrical insulation kit with 2 escutcheons	185
KA0020/3	Electrical insulation kit with 3 escutcheons	186
KA0060	Electrical insulation kit	186
KA0070	Electrical insulation kit	186
KA0090	AC/DC 220V-9V TRANSFORMER current adapter	99
KA0252	Power adapter for DJ0252AC dispenser	101
KG0020B	Glove holder for HGPT0020B station, black epoxy	106
KIT2789	Optional 3-roll spindle for PR2787 models	114
KITDESM14A	Drain connection kit for Dualflow hand dryers	19
KITPP2279B	Bin anchoring bracket for HGPT0020B station, black epoxy	106
KT0005	Recess kit for Saniflow dryer white epoxy steel	45
KT0005B	Recess kit for Saniflow dryer black epoxy steel	45
KT0005C	Recess kit for Saniflow dryer bright steel	45
KT0005CS	Recess kit for Saniflow dryer satin finish steel	45
KT0010	Recess kit for Mediflow dryer white epoxy steel	45
KT0010B	Recess kit for Mediflow dryer black epoxy steel	45

CODE	DESCRIPTION	PAGE
KT0010C	Recess kit for Mediflow dryer bright AISI 304 stainless steel	45
KT0010CS	Recess kit for Mediflow dryer satin finish AISI 304 stainless steel	43
KT0016HCS	Babymedi horizontal changing station wall recess kit, satin finish AISI 04 stainless steel	84
KT0016HCSB	Babymedi horizontal changing station wall recess kit, matte black AISI 304 stainless steel	84
KT0016VCS	Babymedi vertical changing station wall recess kit, satin finish AISI 304 stainless steel	84
KT0016VCSB	Babymedi vertical changing station wall recess kit, matte black AISI 304 stainless steel	84
KT0030CS	Mounting frame, model DTE0030CS, satin finish AISI 304 stainless steel	145
KT0040CS	Mounting frame, models DTE0040CS and DTE0060CS, satin finish AISI 304 stainless steel	144
KT009	Recess kit for Machflow dryer, white epoxy steel	44
KT009B	Recess kit for Machflow dryer black epoxy steel	44
KT009C	Recess kit for Machflow dryer bright AISI 304 stainless steel	44
KT009CS	Recess kit for Machflow dryer satin finish AISI 304 stainless steel	44
KT023CS	Anti-splash panel for U-flow	14
KTP009	Plug-in kit for Machflow dryer	23
KTR100	Overflow kit, bright AISI 304 stainless steel	200
M02A	Smart Mediflow hand dryer, white epoxy steel	38
M02AB	Smart Mediflow hand dryer, black epoxy steel	38
M02AC	Smart Mediflow hand dryer, bright AISI 304 stainless steel	38
M02ACS	Smart Mediflow hand dryer satin finish AISI 304 stainless steel	38
M03A	Mediflow hand dryer, white epoxy steel	39
M03AB	Mediflow hand dryer, black epoxy steel	39
M03AC	Mediflow hand dryer, bright AISI 304 stainless steel	39
M03ACS	Mediflow hand dryer satin finish AISI 304 stainless steel	39
M04A	Smartflow hand dryer, white ABS	42
M04AB	Smartflow hand dryer, black epoxy ABS	42
M04AC	Smartflow hand dryer, bright ABS	42
M04ACS	Smartflow hand dryer, satin finish ABS	42
M06A	Speedflow hand dryer, white epoxy steel	26
M06AB	Speedflow hand dryer, black epoxy steel	26
M06AC	Speedflow hand dryer, bright AISI 304 stainless steel	26
M06ACS	Speedflow hand dryer, satin finish AISI 304 stainless steel	26
M06AF	Speedflow hand dryer, cast iron with white enamel coating	26
M094AB	Automatic tap for washbasin installation, with hand dryer, in black brass finish	70
M094AC	Automatic tap for washbasin installation, with hand dryer, in bright chrome-plated brass finish	70
M095AB	Automatic tap for wall installation, with hand dryer, hand dryer with sensor in black brass finish	66
M095AC	Automatic tap for wall installation, with hand dryer, bright chrome-plated brass finish	66

CODE	DESCRIPTION	PAGE
M09AB	Machflow hand dryer, black epoxy steel	22
M09AB-FIL	Machflow hand dryer with HEPA filtration system, black epoxy steel	22
M09AB-I	Machflow hand dryer with HEPA filtration system and ioniser, black epoxy steel	22
M09AC	Machflow hand dryer, bright AISI 304 stainless steel	22
M09AC-FIL	Machflow hand dryer with HEPA filtration system, bright AISI 304 stainless steel	22
M09AC-I	Machflow hand dryer with HEPA filtration system and ioniser, bright AISI 304 stainless steel	22
M09ACS	Machflow hand dryer, satin AISI 304 stainless steel	22
M09ACS-FIL	Machflow hand dryer with HEPA filtration system, satin finish AISI 304 stainless steel	22
M09ACS-I	Machflow hand dryer with HEPA filtration system and ionizer, satin finish AISI 304 stainless steel	22
M09A	Machflow hand dryer, white epoxy steel	22
M09A-FIL	Machflow hand dryer with HEPA filtration system, white epoxy steel	22
M09A-I	Machflow hand dryer with HEPA filtration system and ionizer, white epoxy steel	22
M14A	Dualflow Plus hand dryer with HEPA filtration system, white ABS	18
M14AB	Dualflow Plus hand dryer with HEPA filtration system, black ABS	18
M14AB-DES	Dualflow Plus hand dryer with HEPA filtration system and drain, black ABS	18
M14AB-DES-I	Dualflow Plus hand dryer with HEPA filtration system, drain and ionizer, black ABS	18
M14AB-I	Dualflow Plus hand dryer with HEPA filtration system and ionizer, black ABS	18
M14ABT	Dualflow Plus hand dryer with HEPA filtration system, total black ABS	18
M14ABT-DES	Dualflow Plus hand dryer with HEPA filtration system and drain, total black ABS	18
M14A-BT-DES-I	Dualflow Plus hand dryer with HEPA filtration system, drain and ionizer, total black ABS	18
M14ABT-I	Dualflow Plus hand dryer with HEPA filtration system and ionizer, total black ABS	18
M14ACS	Dualflow Plus hand dryer with HEPA filtration system, satin finish ABS	18
M14ACS-DES	Dualflow Plus hand dryer with HEPA filtration system and drain, satin finish ABS	18
M14ACS-DES-I	Dualflow Plus hand dryer with HEPA filtration system, drain and ionizer, satin finish ABS	18
M14ACS-I	Dualflow Plus hand dryer with HEPA filtration system and ionizer, satin finish ABS	18
M14A-DES	Dualflow Plus hand dryer with HEPA filtration system and drain, white ABS	18
M14A-DES-I	Dualflow Plus hand dryer with HEPA filtration system, drain and ionizer, white ABS	18
M14A-I	Dualflow Plus hand dryer with HEPA filtration system and ionizer, white ABS	18
M17A	Speedflow Plus hand dryer with HEPA filtration system, white epoxy steel	26
M17AB	Speedflow Plus hand dryer with HEPA filtration system, white epoxy steel	26
M17AB-I	Speedflow hand dryer with HEPA filtration system and ionizer, black epoxy steel	26
M17A-BTM24	Speedflow Plus hand dryer with mounting bracket for installation behind the mirror	26
M17AC	Speedflow Plus hand dryer with HEPA filtration system, bright AISI 304 stainless steel	26
M17AC-I	Speedflow Plus hand dryer with HEPA filtration system and ionizer, bright AISI 304 stainless steel	26
M17ACS	Speedflow Plus hand dryer with HEPA filtration system, satin finish AISI 304 stainless steel	26
M17ACS-I	Speedflow Plus hand dryer with HEPA filtration system and ionizer, satin finish AISI 304 stainless steel	26

CODE	DESCRIPTION	PAGE
M17A-I	Speedflow Plus hand dryer with HEPA filtration system and ionizer, white epoxy steel	26
M17AF	Speedflow Plus hand dryer, cast iron with white enamel coating	26
M17AF-I	Speedflow Plus hand dryer with ioniser, cast iron with white enamel coating	26
M19AB	Machflow hand dryer (brushless motor), black epoxy steel	22
M19AB-FIL	Machflow hand dryer (brushless motor), with HEPA filtration system, black epoxy steel	22
M19AB-I	Machflow hand dryer (brushless motor), with HEPA filtration system and ioniser, black epoxy steel	22
M19AC	Machflow hand dryer (brushless motor), bright finish AISI 304 stainless steel	22
M19AC-FIL	Machflow hand dryer (brushless motor), with HEPA filtration system, bright AISI 304 stainless steel	22
M19AC-I	Machflow hand dryer (brushless motor), with HEPA filtration system and ioniser, bright AISI 304 stainless steel	22
M19ACS	Machflow hand dryer (brushless motor), satin finish AISI 304 stainless steel	22
M19ACS-FIL	Machflow hand dryer (brushless motor), with HEPA filtration system, satin finish AISI 304 stainless steel	22
M19ACS-I	Machflow hand dryer (brushless motor), with HEPA filtration system and ioniser, satin finish AISI 304 stainless steel	22
M19A	Machflow hand dryer (brushless motor), white epoxy steel	22
M19A-FIL	Machflow hand dryer (brushless motor), with HEPA filtration system, white epoxy steel	22
M19A-I	Machflow hand dryer (brushless motor) with HEPA filtration system and ionizer, white epoxy steel	22
M23A	U-Flow hand dryer with HEPA filtration system, tank, drain, ionizer and plug-in system, white ABS	14
M23AB	U-Flow hand dryer with HEPA filtration system, tank, drain, ionizer and plug-in system, black ABS	14
M23ABT	U-Flow hand dryer with HEPA filtration system, tank, drain, ionizer and plug-in system, total black ABS	14
M23ACS	U-Flow hand dryer with HEPA filtration system, tank, drain, ionizer and plug-in system, satin ABS	14
M24A	Dualflow Plus hand dryer (brushless motor) with HEPA filtration system, white ABS	18
M24AB	Dualflow Plus hand dryer (brushless motor) with HEPA filtration system, black ABS	18
M24AB-DES	Dualflow Plus hand dryer (brushless motor) with HEPA filtration system and drain, black ABS	18
M24AB-DES-I	Dualflow Plus hand dryer (brushless motor) with HEPA filtration system, drain and ionizer, black ABS	18
M24AB-I	Dualflow Plus hand dryer (brushless motor) with HEPA filtration system and ionizer, black ABS	18
M24ABT	Dualflow Plus hand dryer (brushless motor) with HEPA filtration system, total black ABS	18
M24A-BT-DES	Dualflow Plus hand dryer (brushless motor) with HEPA filtration system and drain, total black ABS	18
M24A-BT-DES-I	Dualflow Plus hand dryer (brushless motor) with HEPA filtration system, drain and ionizer, total black ABS	18
M24ABT-I	Dualflow Plus hand dryer (brushless motor) with HEPA filtration system and ionizer, total black ABS	18
M24ACS	Dualflow Plus hand dryer (brushless motor) with HEPA filtration system, satin finish ABS	18
M24ACS-DES	Dualflow Plus hand dryer (brushless motor) with HEPA filtration system and drain, satin finish ABS	18
M24ACS-DES-I	Dualflow Plus hand dryer (brushless motor) with HEPA filtration system, drain and ionizer, satin finish ABS	18
M24ACS-I	Dualflow Plus hand dryer (brushless motor) with HEPA filtration system and ionizer, satin finish ABS	18
M24A-DES	Dualflow Plus hand dryer (brushless motor) with HEPA filtration system and drain, white ABS	18

CODE	DESCRIPTION	PAGE
M24A-DES-I	Dualflow Plus hand dryer (brushless motor) with HEPA filtration system, drain and ioniser, white ABS	18
M24A-I	Dualflow Plus hand dryer (brushless motor) with HEPA filtration system and ionizer, white ABS	18
M88APLUS	Automatic JuniorPlus hand dryer, white ABS	43
M88PLUS	Manual JuniorPlus hand dryer, white ABS	43
M99A	Optima hand dryer, white epoxy steel	42
M99AB	Optima hand dryer, black epoxy steel	42
M99AC	Optima hand dryer, bright AISI 304 stainless steel	42
M99ACS	Optima hand dryer, satin finish AISI 304 stainless steel	42
MA0025	Water mixer	56
PP0003C	Recessed waste disposal bin, satin finish AISI 304 stainless steel	137
PP0006	Sanitary bin, 6 L, white epoxy steel	137
PP0006B	Sanitary bin, 6 L, matte black epoxy steel	137
PP0006C	Sanitary bin, 6 L, bright AISI 304 stainless steel	137
PP0006CS	Sanitary bin, 6 L, satin finish AISI 304 stainless steel	137
PP0065	Waste bin, 80 L, with self-closing lid, white epoxy steel	134
PP0065C	Waste bin, 65 L, with self-closing lid, bright AISI 304 stainless steel	134
PP0065CS	Waste bin, 65 L, with self-closing lid, satin finish AISI 304 stainless steel	134
PP0080	Waste bin, 80 L, with self-closing lid, white epoxy steel	133
PP0080C	Waste bin, 80 L, with self-closing lid, bright AISI 304 stainless steel	133
PP0080CS	Waste bin, 80 L, with self-closing lid, satin finish AISI 304 stainless steel	133
PP0104CS	Wall ashtray, satin finish AISI 304 stainless steel, Medisteel series	167
PP0162C	Ashtray, bright AISI 304 stainless steel Medisteel series	167
PP0162CS	Ashtray, satin AISI 304 stainless steel Medisteel series	167
PP1065	Open waste bin, 65 L white epoxy steel	134
PP1065C	Open waste bin, 65 L, bright AISI 304 stainless steel	134
PP1065CS	Open waste bin, 65 L, satin finish AISI 304 stainless steel	134
PP1080	Open waste bin, 80 L white epoxy steel	134
PP1080C	Open waste bin, 80 L, bright AISI 304 stainless steel	134
PP1080CS	80 L open bin, satin finish AISI 304 stainless steel	134
PP1206	Square pedal bin, 6 L, white steel	138
PP1206C	Square pedal bin, 6 L, bright AISI 410 stainless steel	138
PP1206CS	Square pedal bin, 6 L, satin finish AISI 410 stainless steel	138
PP1214	Square pedal bin, 14.5 L, white steel	138
PP1214C	Square pedal bin, 14.5 L, bright AISI 410 stainless steel	138
PP1214CS	Square pedal bin, 14.5 L, satin finish AISI 410 stainless steel	138
PP1303	Round pedal bin, 3 L, white steel	139
PP1303B	Round pedal bin, 3 L, matt black steel	139
PP1303C	Round pedal bin, 3 L, bright AISI 410 stainless steel	139
PP1303CS	Round pedal bin, 3 L, satin finish AISI 410 stainless steel	139

CODE	DESCRIPTION	PAGE
PP1305	Round pedal bin, 5 L, white steel	139
PP1305B	Round pedal bin, 5 L, matte black steel	139
PP1305C	Round pedal bin, 5 L, bright AISI 410 stainless steel	139
PP1305CS	Round pedal bin, 5 L, satin finish AISI 410 stainless steel	139
PP1312	Round pedal bin, 12 L, white steel	139
PP1312B	Round pedal bin, 12 L, matte black steel	139
PP1312C	Round pedal bin, 12 L, bright AISI 410 stainless steel	139
PP1312CS	Round pedal bin, 12 L, satin finish AISI 410 stainless steel	139
PP1321	Round pedal bin, 20 L, white steel	139
PP1321C	Round pedal bin, 20 L, bright AISI 410 stainless steel	139
PP1321CS	Round pedal bin, 20 L, satin finish AISI 410 stainless steel	139
PPA2212	Open waste bin, 12 L white epoxy steel	136
PPA2212B	Open waste bin, 12 L, matte black epoxy steel	136
PPA2212CS	Open waste bin, 12 L, satin finish AISI 304 stainless steel	136
PPA2279	Open waste bin, 25 L white epoxy steel	136
PPA2279B	Open waste bin, 25 L, matte black epoxy steel	136
PPA2279C	Open waste bin, 25 L, bright AISI 304 stainless steel	136
PPA2279CS	Open waste bin, 25 L, satin finish AISI 304 stainless steel	136
PPA4010	Sanitary bin, 10 L, with double lid, white epoxy steel	138
PPA4010B	Sanitary bin, 10 L, with double lid, black epoxy steel	138
PPA4010CS	Sanitary bin, 10 L, with double lid, satin finish AISI 304 stainless steel	138
PPA4279	Open waste bin, 40 L white epoxy steel	135
PPA4279B	Open waste bin, 40 L, matte black epoxy steel	135
PPA4279C	Open waste bin, 40 L, bright AISI 304 stainless steel	135
PPA4279CS	Open waste bin, 40 L, satin finish AISI 304 stainless steel	135
PPE0010CS	Recessed waste bin 14.2 L, satin finish AISI 304 stainless steel	136
PPE0035CS	Recessed waste bin 5.4 L, satin finish AISI 304 stainless steel	136
PRO700CS	Two-roll toilet paper holder, satin finish AISI 304 stainless steel	116
PRO781	Three-roll toilet paper holder, white epoxy steel	116
PRO781C	Three-roll toilet paper holder, bright AISI 304 stainless steel	116
PRO781CS	Three-roll toilet paper holder, satin finish AISI 304 stainless steel	116
PR2783	Circular toilet paper holder, max jumbo roll size Ø 230 mm, white epoxy steel	113
PR2783B	Circular toilet paper holder, max jumbo roll size Ø 230 mm, black epoxy steel	113
PR2783C	Circular toilet paper holder, max jumbo roll size Ø 230 mm, bright AISI 304 stainless steel	113
PR2783CS	Circular toilet paper holder, max jumbo roll size Ø 230 mm, satin finish AISI 304 stainless steel	113
PR2784	Two-roll toilet paper holder, white epoxy steel	115
PR2784B	Two-roll toilet paper holder, matte black epoxy steel	115
PR2784C	Two-roll toilet paper holder, bright AISI 304 stainless steel	115
PR2784CS	Two-roll toilet paper holder, satin finish AISI 304 stainless steel	115
PR2787	Circular toilet paper holder, max jumbo roll size Ø 275 mm, white epoxy steel	114

CODE	DESCRIPTION	PAGE
PR2787B	Circular toilet paper holder, max jumbo roll size Ø 275 mm, matte black epoxy steel	114
PR2787C	Circular toilet paper holder, max jumbo roll size Ø 275 mm, bright AISI 304 stainless steel	114
PR2787CS	Circular toilet paper holder, max jumbo roll size Ø 275 mm, satin finish AISI 304 stainless steel	114
PR2789	Three-roll circular toilet paper holder, white epoxy steel	114
PR2789B	Three-roll circular toilet paper holder, matte black epoxy steel	114
PR2789C	Three-roll circular toilet paper holder, bright AISI 304 stainless steel	114
PR2789CS	Three-roll circular toilet paper holder, satin finish AISI 304 stainless steel	114
PRE700CS	Two-roll toilet paper holder for wall recess, satin finish AISI 304 stainless steel	117
PS0001CS	Mixed toilet visual signage, satin finish AISI stainless steel	176
PS0002CS	Ladies' toilet visual signage, satin finish AISI 304 stainless steel	176
PS0003CS	Gents' toilet visual signage, satin finish AISI 304 stainless steel	176
PS0004CS	Accessible toilet visual signage, satin finish AISI 304 stainless steel	176
PS0005CS	Baby changing visual signage, satin finish AISI 304 stainless steel	176
PS0006CS	Breastfeeding area visual signage, satin finish AISI 304 stainless steel	176
PS0007CS	Showers visual signage, satin finish AISI 304 stainless steel	176
PS0008CS	Silence visual signage, satin finish AISI 304 stainless steel	176
PS0009CS	No smoking visual signage, satin finish AISI 304 stainless steel	176
PS0010CS	No mobile phone use visual signage, satin finish AISI 304 stainless steel	176
RC9391005SMD	Optional toilet paper spindle for model PR2789	114
RCFB001	Air freshener beads kit, 4 units, for Dualflow, U-flow, Machflow, Speedflow and Saniflow E05 dryers	15
RPR2700CS	Shelf with toilet roll holder for placing items, satin finish AISI 304 stainless steel	114
SC0004	White ABS individual-use hair dryer	91
SC0009	Public-use hair dryer, white epoxy steel	89
SC0009B	Public-use hair dryer, black epoxy steel	89
SC0009CS	Public-use hair dryer, satin finish AISI 304 stainless steel	89
SC0010	White ABS individual-use hair dryer	92
SC0010CS	Black/silver ABS individual-use hair dryer	92
SC0020	White ABS individual-use hair dryer	93
SC0020CS	Black/silver ABS individual-use hair dryer	93
SC0030	Individual-use hair dryer with shaver socket, white ABS	93
SC0030CS	Individual-use hair dryer with shaver socket, black/silver ABS	93
SC0040	White ABS individual-use hair dryer	93
SC0050	White ABS individual-use hair dryer 2000W	92
SC0050B	Black/silver ABS individual-use hair dryer 2000W	92
SC0087	White polycarbonate individual-use hair dryer	91
SC0088	White polycarbonate individual-use hair dryer with shaver socket	91
SC0088H	Public-use hair dryer, white vitreous steel	90
SC0088HCS	Public-use hair dryer, satin finish steel	90
SC1088HT	Public-use hair dryer, white vitreous steel	90

CODE	DESCRIPTION	PAGE
SC 1088HTCS	Public-use hair dryer, satin finish steel	90
SN0027C	Recessed washbasin 110x265x305 mm, bright AISI 304 stainless steel	200
SN0027CS	Recessed washbasin 110x265x305 mm, satin finish AISI 304 stainless steel	200
SN0031C	Recessed washbasin 130x315x355 mm, bright AISI 304 stainless steel	200
SN0031CS	Recessed washbasin 130x315x355 mm, satin finish AISI 304 stainless steel	200
SN0036C	Recessed washbasin 145x355x405 mm, bright AISI 304 stainless steel	200
SN0036CS	Recessed washbasin 145x355x405 mm, satin finish AISI 304 stainless steel	200
SN0120CS	Toilet with cistern in bacteriostatic satin finish 304 stainless steel	204
SN0125CS	Floor-standing toilet, satin finish AISI 304 stainless steel	203
SN0128CS	Wall-mounted toilet, satin finish stainless steel AISI 304	203
SN0800CS	800x800 mm shower tray, satin finish AISI 304 stainless steel	204
SNLM35CS	Wall washbasin, satin finish AISI 304 stainless steel	202
SNLM56CS	Cone-shaped wall mounted washbasin, satin finish AISI 304 stainless steel	201
SNLM58CS	Wall washbasin, satin finish AISI 304 stainless steel	201
SNLM62CS	Wall-mounted horseshoe washbasin, satin finish AISI 304 stainless steel	201
SNLM64CS	Corner wall-mounted washbasin, satin finish AISI 304 stainless steel	202
SNLMP60CS	Foot pedal washbasin, satin finish AISI 304 stainless steel	202
SNLMP70CS	Knee pedal washbasin, satin finish AISI 304 stainless steel	202
SNPT21CS	Squat toilet, satin finish AISI 304 stainless steel	204
SNR027C	Recessed washbasin with overflow 110x265x305 mm, bright AISI 304 stainless steel	200
SNR027CS	Recessed washbasin with overflow 110x265x305 mm, satin finish AISI 304 stainless steel	200
SNR031C	Recessed washbasin with overflow 130x315x355 mm, bright AISI 304 stainless steel	200
SNR031CS	Recessed washbasin with overflow 130x315x355 mm, satin finish AISI 304 stainless steel	200
SNR036C	Recessed washbasin with overflow 145x355x405 mm, bright AISI 304 stainless steel	200
SNR036CS	Recessed washbasin with overflow 145x355x405 mm, satin finish AISI 304 stainless steel	200
SNU126CS	Vertical water inlet urinal, satin finish AISI 304 stainless steel	203
SNU128CS	Horizontal water inlet urinal, satin finish AISI 304 stainless steel	203
TP0140	Mahogany colour lacquered wooden seat and cover for toilets SN0125CS, SN0120CS and SN0128CS	203
TP0145	Black lacquered wooden seat and cover for toilets SN0125CS, SN0120CS and SN0128CS	203
UCM094AB	Complete set of 2 taps for washbasin installation, hand dryer, water tap and sensor soap dispenser in black brass finish (M094AB+GAJ002AB)	70
UCM095AB	Complete set of 3 taps for wall installation, hand dryer, water tap and sensor soap dispenser in black brass finish (M095AB+DJ003AB+GA003AB)	66
UCM095AC	Complete set of 3 taps for wall installation, hand dryer, water tap and sensor soap dispenser in bright chrome-plated brass finish (M095AC+DJ003AC+GA003AC)	66
UCM096AB	Complete set of 3 taps for wall installation, hand dryer, water tap and sensor soap dispenser in black brass finish (M094AB+DJ002AB+GA002AB)	74
UCM096AC	Complete set of 3 taps for wall installation, hand dryer, water tap and sensor soap dispenser in bright chrome-plated brass finish (M094AC+DJ002AC+GA002AC)	74

MEDICLINICS, S.A. (Spain)

C/ Industria, 54
08025 Barcelona (España)
Tel. +34 934 464 700
Skype: Mediclinics
export@mediclinics.com

SANIFLOW CORPORATION (USA)

3325 NW 70th Avenue
Florida 33122, Miami (USA)
Tel. +(305) 424 24 33
Toll-free tel.: +1 (877) 424 24 35
info@saniflowcorp.com
www.saniflowcorp.com

Distributed by:


mediclinics

www.mediclinics.com

