



PRICELIST - EURO
2023

Edition
2





Index

Why choose TreCe	5
Our designers	8
Recycling	
Kloss NEW!	10
Etage NEW!	12
Popsicle & Hightower	14
Butler	16
Birdie	18
Cloud	20
Kite	22
Kite mini	24
Hold	26
Hold mini	28
Ridge	30
Clean	32
CombiLine	
– Recycling station	142
– Recycling unit	143
– Containers/bag holder/accessories	144
Personal Storage	
Space Storage	34
Office	38
CombiLine	
– Lockers	40
– Wardrobe	44
General storage	
CombiLine	
– Office shelving/cupboards	42
– Combi shelf	45
– Magazine shelf Expo	46
– Wall cabinet/shelf	47
– Cabinet	48
– Printer cabinet	49
– Work station	50
– Copy station	51
– Mail sorting	52
Mail Post storage	53
Place Shelf	54
Soft Media unit	56
Archiving systems	
Wall mounted storage	58
Drawing cabinet	59
Archive shelf Pine	60
Compact archive	61
Other	
References	62
CombiLine Accessories	
Inlets	149
Worktops	157
Accessories	159
Specifications	161
TreCes sustainability engagement	163
Conditions of sale	165

The colour rendering in images and colour samples can differ from reality. Contact TreCe for colour samples.

Why choose TreCe?

We are one of the leading Nordic suppliers of storage furniture. We have reached this position by developing continuously. With over forty years of experience we have together with our customers managed to collect a lot of knowledge, and through the years we have learned what works. Our long experience together with a strong innovation drive drives us forward and creates the conditions for continuously developing new storage and recycling solutions.



Design & sustainability

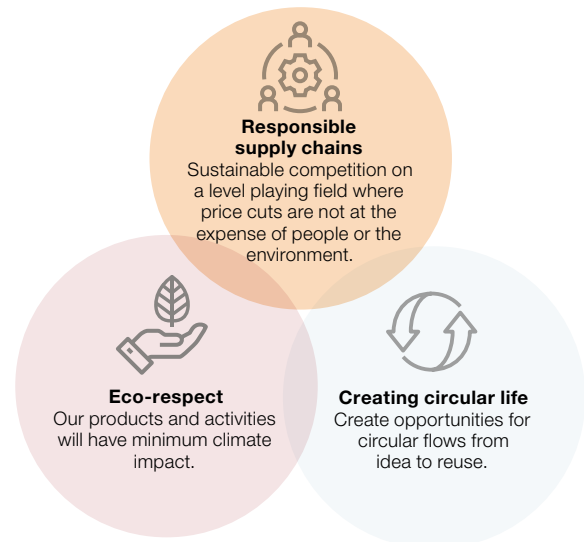
Our journey in the circular transition has begun. We want to become part of a world in balance and develop products with eco-respect, responsible supply chains and circular life.

From idea to reuse, in decision and action, this is where we create new conditions and opportunities for sustainable development and circularity.

What does this mean for us?

This means respecting ecological limits, natural resources and climate change. Supporting responsible suppliers and investing in sustainable competition on equal terms, where prices are not cut at the expense of people nor the environment. As well as giving products a circular life and creating space for circular flows, from the idea to reuse for a sustainable future.

Join us in creating the next generation of storage and recycling.



Design and method

We look at design from a broader perspective which always includes aesthetics as well as sustainability and function. The product development phase is crucial to a product's environmental impact and durability. That's why we work closely with designers and manufacturers to make informed decisions. With a life cycle perspective, we look at the climate impact throughout the product's life, from raw material extraction, production, transport, distribution, use, repair/restoration to material recycling for new products.

How we work and what we do

To develop the next generation of storage and recycling, we need to create change. But change doesn't happen overnight, but simple and small actions make a difference. Doing something is always better than nothing!

Join us in our circular transition towards a sustainable future and a circular economy to become part of a world in balance.

Read about what we do to get there on the page 161.

Cooperation is key

We think it is important with our customers' opinions because they give us valuable insights into which products we need to develop to meet market demand. When we start a project, we are therefore careful to investigate what needs exist and develop a plan for how we can solve them together. By working closely together, we can ensure that our customers' thoughts and ideas are with us from the first call to the completed project.

We are experts in storage

We are happy to share our knowledge with our customers, whether it is about flexibility and function in the modern office or smart solutions for the activity-based offices of the future. With our experience and knowledge, we create an optimal solution.

Feel free to contact us for a presentation, to find out more about how we can together create a working solution.

Our designers

At TreCe, we have designed several of our products ourselves. These have in most cases taken shape based on needs we have seen in the market but also from the input that our customers give us. We have also chosen to collaborate with other designers. This has in several cases proved to be a stroke of luck. With new input, innovative solutions and a fantastic design, we have won international awards. Cooperation is the key.



Our designers

Kauppi & Kauppi

Kauppi & Kauppi is a design duo working with furniture, lighting and industrial design - from large spatial objects down to objects in the scale of the hand. Nina and Johan have their roots in the south and north of Sweden and both have a Master's degree in Design from HDK, the Academy of Art and Design at the University of Gothenburg.

Kauppi & Kauppi's close collaborations with manufacturers have been recognized with several national and international design awards.



Bernstrand & Borselius

The two designers, Thomas Bernstrand and Stefan Borselius, have been working together for 8 years, but both have been in the industry considerably longer.

Bernstrand and Borselius have been running their own design offices for over 20 years, specializing in furniture and interior design. Bernstrand in Stockholm and Borselius in southernmost Skåne. Over the years, they have worked with several prestigious companies together and separately. Last year, they jointly launched a collaboration with TreCe.

Jangir Maddadi

Jangir is passionate about creating objects with a strong identity. Every millimetre of his design is contemplated. Each object has its own history. Every product he creates is a beautiful, functional sculpture. He strives to design meaningful products that live on from generation to generation.

One ambition is to always create innovative and sustainable products that are functional, beautiful and completely independent of trends. Products that are neither modern nor classic, they are timeless.



Annica Doms

Educated at Luleå University of Technology. Annica's Master degree project, Kite Bin for TreCe, has been awarded the Red Dot Design Award and the German Design Award. Today, Annica is a design consultant at Studio Doms.

The collaboration with TreCe is based on relevant and well-thought-out design that supports every function, inspired by functional design from the past.



David Doms

Designer and founder of Studio Doms. David has a master's degree in industrial design from Luleå University of Technology and has also studied lighting and luminaire design.

Studio Doms was started in 2010 and the company is today active in the areas of furniture design, product design, design strategy and graphic design.

Ebba Hellberg & Sigrid Ljungström

A contributing factor to TreCe's continuous development of innovative design solutions is our recurring collaborations with design students. Recycling unit Cloud is a well-priced example, developed together with Chalmers students Ebba Hellberg and Sigrid Ljungström.

Cloud has quickly developed into a product family and recently won first prize in the German Design Award 2019, Excellent Product Design in the category office furniture / environmental sorting.





Pearl white RAL 1013, RAL 5023 Brilliant blue, RAL 7016 Anthracite

Kloss

Design | **Kauppi & Kauppi**

NEW

Kloss recycling system reflects our need to separate and organise, putting the right materials in the right bins for recycling. What we used to define as waste is now a material resource that can be reused. All interiors and situations have different conditions, with Kloss there are almost endless possibilities to build whatever form and function is needed, in any RAL colour you wish. Creative and playful recycling units for all environments.

"Modularity" is the basic idea and design essence of Kloss. A vast and highly flexible, connectable modular system for recycling. Three different modules, made of steel, provide endless possibilities and shapes. Choice of modules and configuration, together with the choice of colour, top, lid and accessories - gives the recycling unit its final shape and expression.

More info →

Swedish steel
100% recyclable



RAL 3005 Wine red



Etage High and Low, mocha stain and black inlets

Etage

Design | **Bernstrand & Borselius**

NEW

Etage is unique with its elegant design and multiple levels which effectively utilises the floor space in small spaces. It is made from carefully selected materials and is a practical and stylish piece of recycling furniture.

The frame of Etage is made from oak veneer and bent to its shape. It is available in three colour options - mocha stain, natural or white stain- which provides a beautiful contrast to the moulded inlets in black or white. These inlets are easy to clean and can be easily replaced and recycled. In addition, the inlets are angled inwards to ensure that waste is sorted correctly. Symbols are placed on the angled surface to clearly show what should be thrown and where.

[More info →](#)

NEW



Etage High and Low, oak and white inlets



Olive RAL 6013 Warm grey RAL 7032 Old pink RAL 3014

Hightower & Popsicle

Design | **Jangir Maddadi**

Popsicle and Hightower are a new series of waste bins designed by Jangir Maddadi. They are the only products we can offer for outdoor use – or indoors if you prefer.

The frame is made of galvanized steel sheet that can be lacquered in our standard colours or any RAL colour.

Popsicle holds 57L, adapted for waste bags 85-125L and Hightower holds 125L, adapted for waste bags 85-140L.

There are 3 different versions of leg stands for Popsicle, depending on how and where you want to place it. Legs for Hightower are available in 3 different versions, oak legs, stainless steel legs where both have adjustable feet and then a concrete base with 4 stainless steel legs. The wooden legs are only suitable for indoor use but the other options work well outdoors. Naturally it is stainless steel for outdoor use and Swedish steel plate for indoor use, there are also different options for anchoring Popsicle to the foundation.

[More info →](#)

Swedish steel
100% recyclable



Olive RAL 6013 Saffron RAL 1017



Butler

Design | **Jangir Maddadi**

When Jangir designed our new product, Butler, it was not primarily intended as just a waste bin.

It would create both identity and a sense of good design where it was placed. A waste bin you do not want to hide, as it both strengthens and beautifies the environment with its peculiar shape. The bin can be placed alone or in a group.

Butler consists of an outer shell in fibreglass with a simple frame of Swedish steel. The shell, which is very shock-resistant, is easy to lift off when changing the waste bag. Butler is ideal for offices, shopping malls, hotels, schools, universities and other public spaces. Butler is made in two sizes, Small 46L and Large 116L.

[More info →](#)





Anthracite RAL 7016 Old pink RAL 3014 Olive RAL 6013

Birdie

Design | **Studio Doms**

Flexible recycling piece made of resistant Swedish steel. Available in 11 standard colours and delivered with specially designed symbols for easy sorting. Birdie is made in two sizes and holds 43 L (Birdie 500) and 63 L (Birdie 750). Both have soft closing lids and inlets in stable quality plastic. Birdie is available as floor standing and wall mounted, with matching wall brackets.

Birdie has received many international awards thanks to its unique shape and good design.

[More info →](#)

Swedish steel
100% recyclable

2016
**EUROPEAN
PRODUCT
DESIGN
AWARD™**



Anthracite RAL 7016, RAL 6013 Olive, RAL 1017 Saffron



Brilliant blue
NCS/RAL 5023

Cloud

Design | **Ebba Hellberg & Sigrid Ljungström**

Cloud is a mobile recycling unit designed to fit into a modern work environment where flexibility and aesthetics are two key factors. A simple and classy design with the characteristic rounded corners and the bold wheels that invite you to move Cloud around. With inlets from both sides, Cloud can be placed against a wall or in the middle of a room.

The frame is available in both laminate and lacquered MDF. Doors and backs in powder-coated steel. Cloud is delivered with pull-out bag holders designed for 85-125L bags.

[More info →](#)



Tested in accordance
with SS-EN 16121:2013
and A1:2018



Olive NCS/RAL 6013



Wine red RAL 3005
Warm grey RAL 7032
Forest green RAL 6020

Kite

Design | **Annica Doms**

A modular recycling unit designed by Annica Doms. Awarded the Red Dot Design Award for its innovative form. Designed for modularity in different configurations. Kite can be placed against the wall or as a free-standing accent in the room.

The many possible combinations challenges the imagination and inspires creativity. Lids with eight different designs with varying shapes and screen printed symbols for different types of waste. Kite is available in 11 RAL colours and Kite Raw with lids in three standard colours, white, anthracite and olive grey. Kite holds 70L, designed for standard bag of 85–125L.

More info →

Swedish steel
100% recyclable



reddot design award
winner 2012



GERMAN
DESIGN
AWARD
WINNER
2020



RAL 1013 Pearl White, RAL 7016 Anthracite, RAL 6013 Olive



Anthracite RAL 7016
 Brilliant blue RAL 5023
 Warm grey RAL 7032

Kite mini

Design | **Annica Doms**

Kite, has retrieved both its name and its appearance from the geometric shape of a kite. The straight angles give a bold and exciting expression, and at the same time harmonise with the room and its shape. The unique form holds angles of 60 °, 90 ° and 120 ° which makes it ideal to place in corners with varying angles. Kite mini has the same shape and is an exact copy of Kite, but in a reduced size. This gives a clear "family feeling" and a uniform expression.


Kite mini is intended for smaller spaces like under desks, hotel rooms or smaller conference rooms. There is also a wall mount for Kite mini, which means that it can be placed on the wall. As single or in pairs to free floor space.

Kite mini is available in 11 RAL colours. Lids in colour white, anthracite or olive grey with 6 different screen printed symbols for recycling. Kite mini holds 10L.

Swedish steel
 100% recyclable



RAL 6013 Olive



Wine red RAL 3005

Hold

Design | **Tengbom**

TreCe, together with Tengbom architects, have developed the recycling bin Hold. A collaboration that started with Tengbom seeing a need for a different and functional recycling bin that could meet the needs of smaller spaces. Conference rooms, hotel rooms, smaller meeting rooms, etc. TreCe was contacted and the result was Hold.

A small and functional bin with a lid that is available in 7 different profiles. There is also a wall mount for Hold, which means that it can be placed on the wall.

Hold is available in 11 RAL colours. 7 different lids with different profiles and text for easy sorting. Adapted bag holder and containers in recycled plastic, included when ordering lids. Hold holds 20L.

[More info →](#)

Swedish steel
100% recyclable



RAL 3014 Old Pink



Wine red RAL 3005

Hold mini

Design | **Tengbom**

Hold mini waste bin is a little brother to Hold. TreCe has together with Tengbom architects developed the recycling unit Hold. As part of this collaboration, Hold mini has seen the light of day. Hold mini is half the size of its big brother Hold. With only one fraction for sorting, Hold aims to function as a pure wastebasket in conference rooms, hotel rooms, smaller meeting rooms etc. A small and functional bin with one type of inlet and a small container. Hold mini also has a wall bracket, which means that it can be placed on a wall.

Sustainability and materials

Frame in powder coated steel made in Sweden, consists of 20% recycled materials. The steel is 100% recyclable. The powder coating is a good environmental choice as no solvents are used. Inner container in 100% recycled plastic. The inner container is dishwasher safe.

Swedish steel
100% recyclable



Old pink RAL 3014 Saffron RAL 1017



Warm grey NCS / RAL 7032 Anthracite NCS / RAL 7016

Ridge

Design | **Studio Doms**

Ridge, with its special expression, becomes a different and expressive feature in the modern office. It gives the impression of an interior detail, not just an recycling station. Standing together Ridge creates a feeling of a city skyline. Details such as bevelled outer edges and a slight distance between the frame and top shows a feel of quality and detail.

A very stable construction that is built of 22 mm MDF and lacquered in 11 standard colours. The stainless steel ramp for easy access of a 140 litres waste bin is not only a practical detail, but also a part of the design that stands out. Ridge is also available in two heights, low and high. What distinguishes low and high is the slope of the upper frame.

Both versions are easily emptied with the door's with 135° opening. Ridge can be ordered with different recycling symbols depending on the purpose and waste.


More info →



Tested in accordance
with SS-EN 16121:2013
and A1:2018



Old pink NCS/RAL 3014 Wine red NCS/RAL 3005 Warm grey NCS/ RAL 7032 Pearl white NCS/RAL 1013



Anthracite RAL 7016

Clean

Dispenser stand

Design | TreCe

Clean is a flexible hand sanitiser dispenser stand. Having good hand hygiene is important to protect both yourself and others from reducing the spread of infection and virus. When TreCe realised that the spread of infection became a problem in society, we began to think about how we could contribute, and came up with our own solution.

A hand sanitiser floor stand, which is based on the customer's needs. Flexibility and simplicity are important to many and we have chosen to focus on that. The foundation is a stand with a stable base, with accessories you need and believe are of importance to yours customers. Two different models of bottle holders (750 ml and 1000 ml) with leaking tray, holders for Tork M1 dispenser, a small bin and a sign for your own message (horizontal A4). The stand consists of perforated holes on the front and back, where you simply hook on the accessories you have chosen in the place you want. In a preschool, you may choose to place the accessories at a lower height than in a high school, for example. Clean is made of Swedish quality steel and powder coated in Anthracite grey colour RAL 7016.

Swedish steel
100% recyclable



CombiLine

Recycling station

Design | **TreCe**

Ready combined recycling stations that cover the entire waste sorting for both large and small offices. Frames and doors in standard white and worktops in high pressure laminate, anthracite. Stainless steel handles are standard.

All drawers with soft closing and full extension that can withstand loads up to 35 kilos.

There are four ready combined recycling stations. Recycling station 2 is shown in the picture above. Complete with environmental symbols and suitable containers from our range of accessories.

If you prefer to combine your own station, see modules under CombiLine Recycling unit. (page 126)



Space

Design | TreCe

Flexible storage series with great opportunities to adapted to everyday needs. Doors with seamless fronts in MDF as standard, choose your preferred NCS colour after taste and preferences. The frames are also available in any NCS colour. Choose between different frame and door heights. Cabinet doors are available with different types of locks and closures. It is also possible to have doors with mail-inlets.

Complete with cover panels and work tops, especially when placed back to back. See also other modules in the same series, bench, shoe shelves and open storage in lacquered MDF.

As accessories there are removable shelves, clothes rails, mirrors, hook, carpet, cork box Stuff and the Office Bag.

This storage series can be customised.

More info →



Olive NCS/RAL 6013







Office

Design | **TreCe**

Office is a product family designed to meet the needs of the modern office. Smart solutions that focus on function and with a low environmental impact. Office Backpack, an office bag and backpack for those who want a bag that works both around and outside the office. organise, store and move your office supplies and laptop with Office Backpack.

Office Bag, a practical and functional office bag for the activity-based office. Several compartments for storing a laptop, binders and other things that you want available, with a practical shoulder strap. Office Sleeve, laptop case suitable for most laptop computers. Office Pouch, a practical small bag for cables, keys, USB-sticks etc.

Made from needled felt with 7% wool, 93% polyester, and with details in untreated leather.




Office Backpack

Office Bag

Office Pouch

Office Sleeve




CombiLine Lockers

Design | TreCe


Lockers for personal or public storage. Doors are available with different types of locks and closures. It is also possible to have doors with mail-inlets. The storage compartments are highly adaptable and fits in most spaces.

Frames and fronts are available in standard white or lacquered in any NCS colour. Choose between different heights of frame and doors. Standard widths: 310, 605 and 900 mm.

This storage series can be customised.



Wine red NCS/RAL 3005 Old pink NCS/RAL 3014 Olive NCS/RAL 6013 Pearl White NCS/RAL 1013 Frame and plinth in white laminate.



CombiLine

Office shelf

Design | TreCe

Shelves and cupboards for storage of large volumes. Frames and fronts are available in standard white or lacquered in any NCS colour. Choose between different sizes. Possibility to choose glass doors, glass shelves, drawers or filing drawers.

Office shelves can be easily adapted to personal and public storage with different types of locks. This series can be customised. Contact TreCe for quotation or drawing proposals.

Worktops for the lower models are also available as a supplement.



Olive NCS/RAL 6013




CombiLine Wardrobe

Design | TreCe

Space efficient lockable wardrobes designed to blend into the work environment. Clothes rail and hat rack always included as standard. Doors are available with different types of locks and closures.

Frames and fronts are available in standard white or lacquered in any NCS colour. Choose between different standard widths: 310, 605 and 900 mm.

This storage series can be customised.



CombiLine

Combi shelf

Design | TreCe

The Combi shelf, an adaptable storage unit. Build freely from floor to ceiling. Utilise the wall surface with a wall mounted combi shelf and create a unique module by freely combining together with optional accessories. The Combi shelf is available in standard white or lacquered in any NCS colour.

Worktops for the lower models are also available as a supplement.



CombiLine

Magazine shelf Expo

Design | TreCe

Expo has display surfaces in powder-coated steel for exposure of journals, books and reference materials. Plenty of storage space behind the display surfaces.

You choose which colour you want on your display surfaces: white or black. Mounting strip included with all wall modules. Expo is available in standard white or lacquered in any NCS colour.



CombiLine

Wall cabinet/shelf

Design | **TreCe**

Wall mounted shelves and cabinets serve as space saving alternatives or complements to our floor standing modules.

Open modules are easily supplemented with doors, dividers or mail shelves. Available in standard white or lacquered in any NCS colour. Mounting strip included all wall modules.




CombiLine Cabinet

Design | **TreCe**

Space efficient cabinets that utilise all the office space. Create your own combination. Choose between different modules, open, with doors or with drawers. Stainless steel handles included as standard.

Available in two different standard heights 880 and 1057 mm. Available in standard white or lacquered in any NCS colour.



CombiLine

Printer Cabinet

Design | TreCe

Printer cabinet in an ergonomic height which can easily be combined with other storage furniture in the CombiLine series. Choose between different modules, open, with doors or with drawers. Stainless steel handles included as standard.

Standard height: 704 mm. Available in standard white or lacquered in any NCS colour.



CombiLine


Work station

Design | TreCe

Flexible working station with great varieties and storage from both sides where one side has drawers that can withstand up to a 65 kg load with full extension and soft closing. Standing on a white powder coated sturdy steel frame. Frame and fronts in white or lacquered in any NCS colour. Worktops in white or anthracite high pressure laminate.

Stainless steel handles as standard. The working station is available in two widths, 1680 and 2480 mm.

More info →



CombiLine

Copy station

Design | TreCe

Ready combined stations consisting of wall cupboards, mail shelves and cabinets. Frames and fronts in standard white, worktops in anthracite high pressure laminate.

Stainless steel handles as standard. All drawers are with soft closing and can hold up to 30 kg. Drawers that can hold up to 65 kg are available upon request.



CombiLine

Mail sorting

Design | TreCe

Complete module series for handling mail. Adjustable as needed — in height or width, on the floor or wall. Mail sorting can be supplemented with more mail shelves. Mail slots with reach-through capability makes it possible to manage mail from both sides.

Available in standard white or lacquered in any NCS colour. Mounting strip included with all wall modules.

More info →



Mail

Design | **TreCe**

Space efficient mail unit for the new era of mail sorting. Mail is available in standard white with plinth and worktop in high pressure laminate, ash or anthracite. Mail holds space for hanging folders in folio format, mail-inlet for outgoing mail, a waste unit and a drawer for office items.

Specially designed symbols and a 60-litres container are included. Contact TreCe if you wish to combine your own module.

More info →



Place

Design | **Studio Doms**

Open shelves for room division and storage. Made of dark grey powder-coated Aluminium with decor shelf in light ash and brass details. Place is a shelf system with great combination possibilities that can easily be tailored to your specific needs. Place is available in two widths (361 and 739 mm, excl. end gables) and three different heights (1003, 1433 and 1863 mm) that can be easily assembled and adapted as needed.

As a step in TreCe's continuous environmental work, Place is delivered in flat packages and can be mounted easily on site.



Anthracite NCS / RAL 7016



Soft

Design | **Studio Doms**

Storage unit in white pigmented ash veneer or white lacquered MDF. Both models have the same high quality on all sides and comes with robust legs in white pigmented solid ash. Made of carefully selected materials with low environmental impact where all the wood is traceable.

Available in versions of two, three and four storage units. All units are prepared for media storage, with outlets for cables and ventilation.

More info →






Wall mounted storage

Design | TreCe

Build your own wall mounted storage from shelves, rails and brackets.

Shelves are available in standard white. Select the desired depth and combine with wall rails or hanging rails with associated support strip. Contact TreCe if you want other material on your shelves.

[More info →](#)



Drawing cabinet

Design | **TreCe**

White laminated frame with white lacquered fronts with stainless steel handles. Drawers have rails with integrated hubs that make them easy to handle which makes the storage more functional and versatile.



Tested in accordance
with SS-EN 16121:2013
and A1:2018



Archive shelf

Pine

Design | **TreCe**

Archive shelf in massive lacquered pine. Stable construction that is easy to move and adjust.

Archive shelf pine is available as a complete start section which then can be supplemented with add-on sections. Max load 100 kg/shelf.

[More info →](#)



Compact archive

Steel

Design | TreCe

Robust, flexible archive for efficient storage of large quantities. Gables and shelves in lacquered steel plate can withstand high loads, 50-120 kg per shelf at distributed load. It's also possible to customise the archive so it can hold even more weight. Choose between steering wheel or power steering.

Can be adapted to different archive formats, for example landscape A4 or portrait A4. The height, width or length of the system can be easily adjusted as required.

More info →

Selected references









Frame/Top/Lock/Knob/Leg: Powder coated sheet steel
Inner container: 90% recycled ABS plastic

Kloss Recycling

NEW

Kloss recycling system reflects our need to separate and organise, putting the right materials in the right bins for recycling. What we used to define as waste is now a material resource that can be reused. All interiors and situations have different conditions, with Kloss there are almost endless possibilities to build whatever form and function is needed, in any RAL colour you wish. Creative and playfull recycling units for all environments.

"Modularity" is the basic idea and design essence of Kloss. A vast and highly flexible, connectable modular system for recycling. Three different modules, made of steel, provide endless possibilities and shapes. Choice of modules and configuration, together with the choice of colour, top, lid and accessories - gives the recycling unit its final shape and expression.

Sustainability and materials

- The modules are made of 20% recycled steel with long durability.
- Circular product: modules can be disassembled and replaced, refreshed, repaired, refurbished and recycled.
- The steel body is made in parts that are joined together by the click method and are detachable for renovation.
- Container with raised bottom allowing the use of paper bag.
- Container and base insert is made of 100% recycled ABS plastic.
- Kloss can hold up to 62-68L.




RAL 6020 Forest green



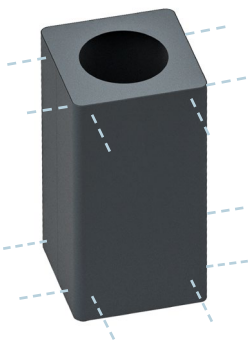
RAL 1017 Saffron



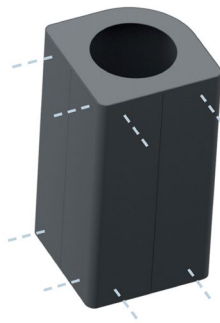
RAL 1013 Pearl white



Kloss are connected together with connection holes on each frame



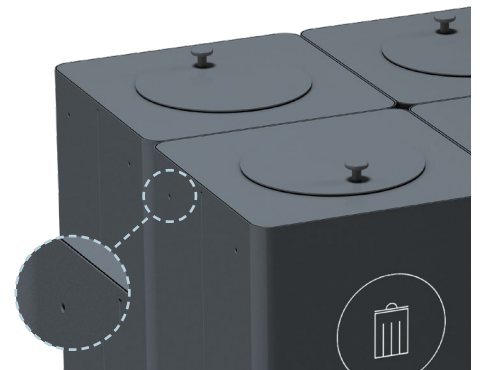
M1 - 6 connection holes



M2 - 4 connection holes




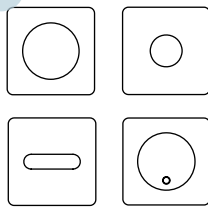

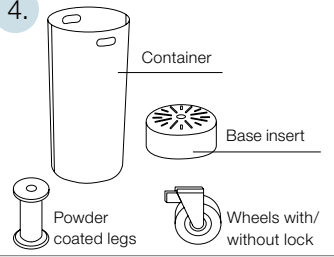
M3 - 2 connection holes



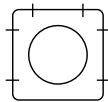
NOTE! The connection holes are included on all our frames and will be visible depending on which set you have.

Frame/Top/Lock/Knob/Leg: Powder coated sheet steel
Inner container: 100% recycled ABS plastic

How to order Kloss:

<p>1.</p> 	<p>2.</p> 	<p>3.</p> 	<p>4.</p> 
<p>Choose frame and colour Bin with adjustable feet. Integrated bag holder included.</p>	<p>Choose top and colour Available with lid & lock.</p>	<p>Choose symbol Remember to order more symbols per unit if the product is to be placed on its own.</p>	<p>Choose accessories: legs or wheels, container and base insert. Integrated bag holder included in all models.</p>

Kloss Frame in powder coated steel sheet 1 mm. Width 360 mm, Height 700 mm, Depth 360 mm.
 Markings on the illustrations refer to the visible mounting lines of the connection holes.



M1: Square frame
Holds approx. 68L

Colour **Art no.** **EURO**

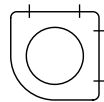
PRICE CATEGORY 1

RAL 9010 White	320101	564
RAL 7032 Warm Grey	320102	564
RAL 7016 Anthracite	320103	564

PRICE CATEGORY 2

RAL 5023 Brilliant blue	320104	583
RAL 1013 Pearl white	320105	583
RAL 6013 Olive	320106	583
RAL 6020 Forest green	320107	583
RAL 8014 Chocolate	320108	583
RAL 1017 Saffron	320109	583
RAL 3014 Old pink	320110	583
RAL 3005 Wine red	320111	583

Any RAL colour at an additional cost, contact TreCe.



M2: Frame with one round corner
Holds approx. 65L

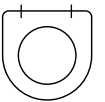
Colour **Art no.** **EURO**

PRICE CATEGORY 1

RAL 9010 White	320201	564
RAL 7032 Warm Grey	320202	564
RAL 7016 Anthracite	320203	564

PRICE CATEGORY 2

RAL 5023 Brilliant blue	320204	583
RAL 1013 Pearl white	320205	583
RAL 6013 Olive	320206	583
RAL 6020 Forest green	320207	583
RAL 8014 Chocolate	320208	583
RAL 1017 Saffron	320209	583
RAL 3014 Old pink	320210	583
RAL 3005 Wine red	320211	583



M3: Frame with a straight side and rounded front
Holds approx. 62L

Colour **Art no.** **EURO**

PRICE CATEGORY 1

RAL 9010 White	320301	564
RAL 7032 Warm Grey	320302	564
RAL 7016 Anthracite	320303	564

PRICE CATEGORY 2

RAL 5023 Brilliant blue	320304	583
RAL 1013 Pearl white	320305	583
RAL 6013 Olive	320306	583
RAL 6020 Forest green	320307	583
RAL 8014 Chocolate	320308	583
RAL 1017 Saffron	320309	583
RAL 3014 Old pink	320310	583
RAL 3005 Wine red	320311	583

Kloss Colours



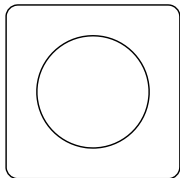
White Warm Grey Anthracite Brilliant blue Pearl white Olive Forest green Chocolate Saffron Old pink Wine red

Frame/Top/Lock/Knob/Leg: Powder coated sheet steel

Inner container: 100% recycled ABS plastic

Lid: The lid is available in 4 variants with different external shapes, depending on the frame chosen. On the top of the fixed lid there is a knob in the same colour as the top and lid. The knob is specially designed and is only available from TreCe. Head Ø30mm x Foot Ø12mm

Kloss M1 Square top in powder coated steel sheet 2 mm. Width 352 mm, Height 12 mm, Depth 352 mm.



M1: Top

Hole Ø220 mm

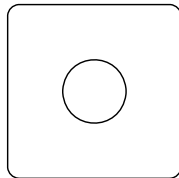
Colour **Art no.** **EURO**

PRICE CATEGORY 1

RAL 9010 White	320401	82
RAL 7032 Warm Grey	320402	82
RAL 7016 Anthracite	320403	82

PRICE CATEGORY 2

RAL 5023 Brilliant blue	320404	87
RAL 1013 Pearl white	320405	87
RAL 6013 Olive	320406	87
RAL 6020 Forest green	320407	87
RAL 8014 Chocolate	320408	87
RAL 1017 Saffron	320409	87
RAL 3014 Old pink	320410	87
RAL 3005 Wine red	320411	87



M1: Top

Hole Ø130 mm


Colour **Art no.** **EURO**

PRICE CATEGORY 1

RAL 9010 White	320421	82
RAL 7032 Warm Grey	320422	82
RAL 7016 Anthracite	320423	82

PRICE CATEGORY 2

RAL 5023 Brilliant blue	320424	87
RAL 1013 Pearl white	320425	87
RAL 6013 Olive	320426	87
RAL 6020 Forest green	320427	87
RAL 8014 Chocolate	320428	87
RAL 1017 Saffron	320429	87
RAL 3014 Old pink	320430	87
RAL 3005 Wine red	320431	87



M1: Top

Oblong hole 60*230 mm

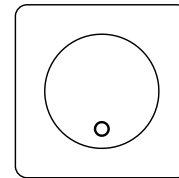
Colour **Art no.** **EURO**

PRICE CATEGORY 1

RAL 9010 White	320441	82
RAL 7032 Warm Grey	320442	82
RAL 7016 Anthracite	320443	82

PRICE CATEGORY 2

RAL 5023 Brilliant blue	320444	87
RAL 1013 Pearl white	320445	87
RAL 6013 Olive	320446	87
RAL 6020 Forest green	320447	87
RAL 8014 Chocolate	320448	87
RAL 1017 Saffron	320449	87
RAL 3014 Old pink	320450	87
RAL 3005 Wine red	320451	87



M1: Top

Fixed lid with knob Ø235mm, hole Ø210mm

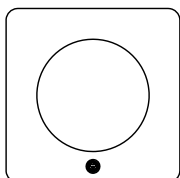
Colour **Art no.** **EURO**

PRICE CATEGORY 1

RAL 9010 White	320701	199
RAL 7032 Warm Grey	320702	199
RAL 7016 Anthracite	320703	199

PRICE CATEGORY 2

RAL 5023 Brilliant blue	320704	204
RAL 1013 Pearl white	320705	204
RAL 6013 Olive	320706	204
RAL 6020 Forest green	320707	204
RAL 8014 Chocolate	320708	204
RAL 1017 Saffron	320709	204
RAL 3014 Old pink	320710	204
RAL 3005 Wine red	320711	204



M1: Top with triangular lock

Hole Ø220 mm

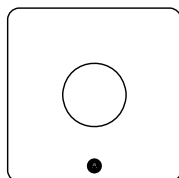
Colour **Art no.** **EURO**

PRICE CATEGORY 1

RAL 9010 White	321001	196
RAL 7032 Warm Grey	321002	196
RAL 7016 Anthracite	321003	196

PRICE CATEGORY 2

RAL 5023 Brilliant blue	321004	201
RAL 1013 Pearl white	321005	201
RAL 6013 Olive	321006	201
RAL 6020 Forest green	321007	201
RAL 8014 Chocolate	321008	201
RAL 1017 Saffron	321009	201
RAL 3014 Old pink	321010	201
RAL 3005 Wine red	321011	201



M1: Top with triangular lock

Hole Ø130 mm

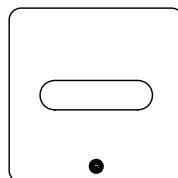
Colour **Art no.** **EURO**

PRICE CATEGORY 1

RAL 9010 White	321021	196
RAL 7032 Warm Grey	321022	196
RAL 7016 Anthracite	321023	196

PRICE CATEGORY 2

RAL 5023 Brilliant blue	321024	201
RAL 1013 Pearl white	321025	201
RAL 6013 Olive	321026	201
RAL 6020 Forest green	321027	201
RAL 8014 Chocolate	321028	201
RAL 1017 Saffron	321029	201
RAL 3014 Old pink	321030	201
RAL 3005 Wine red	321031	201



M1: Top with triangular lock

Oblong hole 60*230 mm

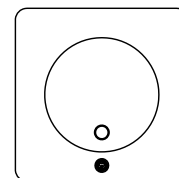
Colour **Art no.** **EURO**

PRICE CATEGORY 1

RAL 9010 White	321041	196
RAL 7032 Warm Grey	321042	196
RAL 7016 Anthracite	321043	196

PRICE CATEGORY 2

RAL 5023 Brilliant blue	321044	201
RAL 1013 Pearl white	321045	201
RAL 6013 Olive	321046	201
RAL 6020 Forest green	321047	201
RAL 8014 Chocolate	321048	201
RAL 1017 Saffron	321049	201
RAL 3014 Old pink	321050	201
RAL 3005 Wine red	321051	201



M1: Top with triangular lock

Fixed lid with knob Ø235mm, hole Ø210mm

Colour **Art no.** **EURO**

PRICE CATEGORY 1

RAL 9010 White	321301	341
RAL 7032 Warm Grey	321302	341
RAL 7016 Anthracite	321303	341

PRICE CATEGORY 2

RAL 5023 Brilliant blue	321304	346
RAL 1013 Pearl white	321305	346
RAL 6013 Olive	321306	346
RAL 6020 Forest green	321307	346
RAL 8014 Chocolate	321308	346
RAL 1017 Saffron	321309	346
RAL 3014 Old pink	321310	346
RAL 3005 Wine red	321311	346

Any RAL colour at an additional cost. Contact TreCe

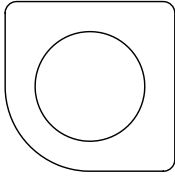
Triangular key included when ordering top with lock. Can also be purchased separately.

Frame/Top/Lock/Knob/Leg: Powder coated sheet steel

Inner container: 100% recycled ABS plastic

Lid: The lid is available in 4 variants with different external shapes, depending on the frame chosen. On the top of the fixed lid there is a knob in the same colour as the top and lid. The knob is specially designed and is only available from TreCe. Head Ø30mm x Foot Ø12mm

Kloss M2 Top in powder coated steel plate 2 mm. Width 352 mm, Height 12 mm, Depth 352 mm.



M2: Top

Hole Ø220 mm

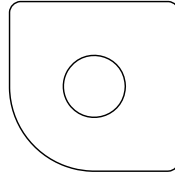
Colour **Art no.**

PRICE CATEGORY 1

RAL 9010 White	320501	82
RAL 7032 Warm Grey	320502	82
RAL 7016 Anthracite	320503	82

PRICE CATEGORY 2

RAL 5023 Brilliant blue	320504	87
RAL 1013 Pearl white	320505	87
RAL 6013 Olive	320506	87
RAL 6020 Forest green	320507	87
RAL 8014 Chocolate	320508	87
RAL 1017 Saffron	320509	87
RAL 3014 Old pink	320510	87
RAL 3005 Wine red	320511	87



M2: Top

Hole Ø130 mm

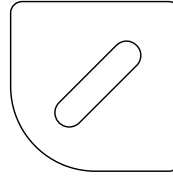
Colour **Art no.**

PRICE CATEGORY 1

RAL 9010 White	320521	82
RAL 7032 Warm Grey	320522	82
RAL 7016 Anthracite	320523	82

PRICE CATEGORY 2

RAL 5023 Brilliant blue	320524	87
RAL 1013 Pearl white	320525	87
RAL 6013 Olive	320526	87
RAL 6020 Forest green	320527	87
RAL 8014 Chocolate	320528	87
RAL 1017 Saffron	320529	87
RAL 3014 Old pink	320530	87
RAL 3005 Wine red	320531	87



M2: Top

Oblong hole 60*230 mm

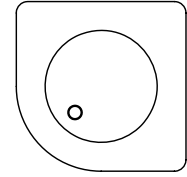
Colour **Art no.**

PRICE CATEGORY 1

RAL 9010 White	320541	82
RAL 7032 Warm Grey	320542	82
RAL 7016 Anthracite	320543	82

PRICE CATEGORY 2

RAL 5023 Brilliant blue	320544	87
RAL 1013 Pearl white	320545	87
RAL 6013 Olive	320546	87
RAL 6020 Forest green	320547	87
RAL 8014 Chocolate	320548	87
RAL 1017 Saffron	320549	87
RAL 3014 Old pink	320550	87
RAL 3005 Wine red	320551	87



M2: Top

Fixed lid with knob Ø235mm, hole Ø120mm

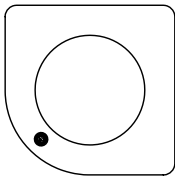
Colour **Art no.**

PRICE CATEGORY 1

RAL 9010 White	320801	199
RAL 7032 Warm Grey	320802	199
RAL 7016 Anthracite	320803	199

PRICE CATEGORY 2

RAL 5023 Brilliant blue	320804	204
RAL 1013 Pearl white	320805	204
RAL 6013 Olive	320806	204
RAL 6020 Forest green	320807	204
RAL 8014 Chocolate	320808	204
RAL 1017 Saffron	320809	204
RAL 3014 Old pink	320810	204
RAL 3005 Wine red	320811	204



M2: Top with triangular lock

Hole Ø220 mm

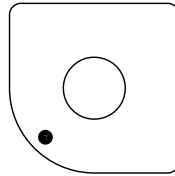
Colour **Art no.**

PRICE CATEGORY 1

RAL 9010 White	321101	196
RAL 7032 Warm Grey	321102	196
RAL 7016 Anthracite	321103	196

PRICE CATEGORY 2

RAL 5023 Brilliant blue	321104	201
RAL 1013 Pearl white	321105	201
RAL 6013 Olive	321106	201
RAL 6020 Forest green	321107	201
RAL 8014 Chocolate	321108	201
RAL 1017 Saffron	321109	201
RAL 3014 Old pink	321110	201
RAL 3005 Wine red	321111	201



M2: Top with triangular lock

Hole Ø130 mm

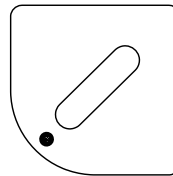
Colour **Art no.**

PRICE CATEGORY 1

RAL 9010 White	321121	196
RAL 7032 Warm Grey	321122	196
RAL 7016 Anthracite	321123	196

PRICE CATEGORY 2

RAL 5023 Brilliant blue	321124	201
RAL 1013 Pearl white	321125	201
RAL 6013 Olive	321126	201
RAL 6020 Forest green	321127	201
RAL 8014 Chocolate	321128	201
RAL 1017 Saffron	321129	201
RAL 3014 Old pink	321130	201
RAL 3005 Wine red	321131	201



M2: Top with triangular lock

Oblong hole 60*230 mm

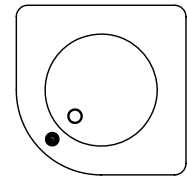
Colour **Art no.**

PRICE CATEGORY 1

RAL 9010 White	321141	196
RAL 7032 Warm Grey	321142	196
RAL 7016 Anthracite	321143	196

PRICE CATEGORY 2

RAL 5023 Brilliant blue	321144	201
RAL 1013 Pearl white	321145	201
RAL 6013 Olive	321146	201
RAL 6020 Forest green	321147	201
RAL 8014 Chocolate	321148	201
RAL 1017 Saffron	321149	201
RAL 3014 Old pink	321150	201
RAL 3005 Wine red	321151	201



M2: Top with triangular lock

Fixed lid with knob Ø235mm, hole Ø210mm

Colour **Art no.**

PRICE CATEGORY 1

RAL 9010 White	321401	341
RAL 7032 Warm Grey	321402	341
RAL 7016 Anthracite	321403	341

PRICE CATEGORY 2

RAL 5023 Brilliant blue	321404	346
RAL 1013 Pearl white	321405	346
RAL 6013 Olive	321406	346
RAL 6020 Forest green	321407	346
RAL 8014 Chocolate	321408	346
RAL 1017 Saffron	321409	346
RAL 3014 Old pink	321410	346
RAL 3005 Wine red	321411	346

Any RAL colour at an additional cost. Contact TreCe

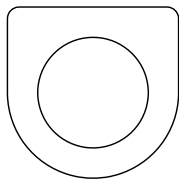
Triangular key included when ordering top with lock. Can also be purchased separately.

Frame/Top/Lock/Knob/Leg: Powder coated sheet steel

Inner container: 100% recycled ABS plastic

Lid: The lid is available in 4 variants with different external shapes, depending on the frame chosen. On the top of the fixed lid there is a knob in the same colour as the top and lid. The knob is specially designed and is only available from TreCe. Head Ø30mm x Foot Ø12mm

Kloss M3 Top in powder coated steel plate 2 mm. Width 352 mm, Height 12 mm, Depth 352 mm.



M3: Top

Hole Ø220 mm

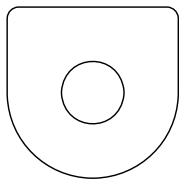
Colour	Art no.
--------	---------

PRICE CATEGORY 1

RAL 9010 White	320601	82
RAL 7032 Warm Grey	320602	82
RAL 7016 Anthracite	320603	82

PRICE CATEGORY 2

RAL 5023 Brilliant blue	320604	87
RAL 1013 Pearl white	320605	87
RAL 6013 Olive	320606	87
RAL 6020 Forest green	320607	87
RAL 8014 Chocolate	320608	87
RAL 1017 Saffron	320609	87
RAL 3014 Old pink	320610	87
RAL 3005 Wine red	320611	87



M3: Top

Hole Ø130 mm

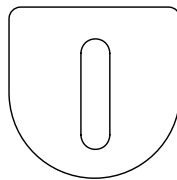
Colour	Art no.
--------	---------

PRICE CATEGORY 1

RAL 9010 White	320621	82
RAL 7032 Warm Grey	320622	82
RAL 7016 Anthracite	320623	82

PRICE CATEGORY 2

RAL 5023 Brilliant blue	320624	87
RAL 1013 Pearl white	320625	87
RAL 6013 Olive	320626	87
RAL 6020 Forest green	320627	87
RAL 8014 Chocolate	320628	87
RAL 1017 Saffron	320629	87
RAL 3014 Old pink	320630	87
RAL 3005 Wine red	320631	87



M3: Top

Oblong hole 60*230 mm

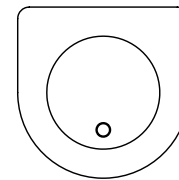
Colour	Art no.
--------	---------

PRICE CATEGORY 1

RAL 9010 White	320641	82
RAL 7032 Warm Grey	320642	82
RAL 7016 Anthracite	320643	82

PRICE CATEGORY 2

RAL 5023 Brilliant blue	320644	87
RAL 1013 Pearl white	320645	87
RAL 6013 Olive	320646	87
RAL 6020 Forest green	320647	87
RAL 8014 Chocolate	320648	87
RAL 1017 Saffron	320649	87
RAL 3014 Old pink	320650	87
RAL 3005 Wine red	320651	87



M3: Top

Fixed lid with knob Ø235mm, hole Ø10mm

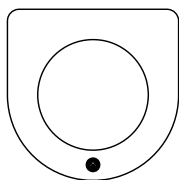
Colour	Art no.
--------	---------

PRICE CATEGORY 1

RAL 9010 White	320901	199
RAL 7032 Warm Grey	320902	199
RAL 7016 Anthracite	320903	199

PRICE CATEGORY 2

RAL 5023 Brilliant blue	320904	204
RAL 1013 Pearl white	320905	204
RAL 6013 Olive	320906	204
RAL 6020 Forest green	320907	204
RAL 8014 Chocolate	320908	204
RAL 1017 Saffron	320909	204
RAL 3014 Old pink	320910	204
RAL 3005 Wine red	320911	204



M3: Top with triangular lock

Hole Ø220 mm

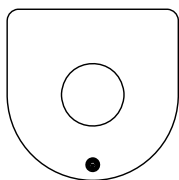
Colour	Art no.
--------	---------

PRICE CATEGORY 1

RAL 9010 White	321201	196
RAL 7032 Warm Grey	321202	196
RAL 7016 Anthracite	321203	196

PRICE CATEGORY 2

RAL 5023 Brilliant blue	321204	201
RAL 1013 Pearl white	321205	201
RAL 6013 Olive	321206	201
RAL 6020 Forest green	321207	201
RAL 8014 Chocolate	321208	201
RAL 1017 Saffron	321209	201
RAL 3014 Old pink	321210	201
RAL 3005 Wine red	321211	201



M3: Top with triangular lock

Hole Ø130 mm

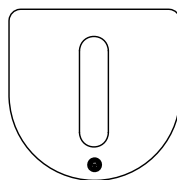
Colour	Art no.
--------	---------

PRICE CATEGORY 1

RAL 9010 White	321221	196
RAL 7032 Warm Grey	321222	196
RAL 7016 Anthracite	321223	196

PRICE CATEGORY 2

RAL 5023 Brilliant blue	321224	201
RAL 1013 Pearl white	321225	201
RAL 6013 Olive	321226	201
RAL 6020 Forest green	321227	201
RAL 8014 Chocolate	321228	201
RAL 1017 Saffron	321229	201
RAL 3014 Old pink	321230	201
RAL 3005 Wine red	321231	201



M3: Top with triangular lock

Oblong hole 60*230 mm

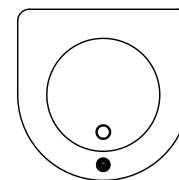
Colour	Art no.
--------	---------

PRICE CATEGORY 1

RAL 9010 White	321241	196
RAL 7032 Warm Grey	321242	196
RAL 7016 Anthracite	321243	196

PRICE CATEGORY 2

RAL 5023 Brilliant blue	321244	201
RAL 1013 Pearl white	321245	201
RAL 6013 Olive	321246	201
RAL 6020 Forest green	321247	201
RAL 8014 Chocolate	321248	201
RAL 1017 Saffron	321249	201
RAL 3014 Old pink	321250	201
RAL 3005 Wine red	321251	201



M3: Top with triangular lock

Fixed lid with knob Ø235mm, hole Ø10mm

Colour	Art no.
--------	---------

PRICE CATEGORY 1

RAL 9010 White	321501	341
RAL 7032 Warm Grey	321502	341
RAL 7016 Anthracite	321503	341

PRICE CATEGORY 2

RAL 5023 Brilliant blue	321504	346
RAL 1013 Pearl white	321505	346
RAL 6013 Olive	321506	346
RAL 6020 Forest green	321507	346
RAL 8014 Chocolate	321508	346
RAL 1017 Saffron	321509	346
RAL 3014 Old pink	321510	346
RAL 3005 Wine red	321511	346

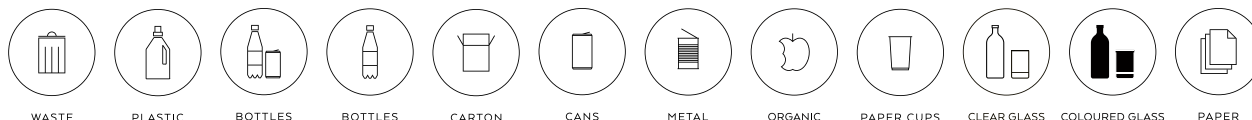
Any RAL colour at an additional cost. Contact TreCe

Triangular key included when ordering top with lock. Can also be purchased separately.

Frame/Top/Lock/Knob/Leg: Powder coated sheet steel

Inner container: 100% recycled ABS plastic

Kloss Symbol Ø120 mm, white or anthracite (factory mounted on the front frame)



Colour	Art no.												EURO
White	322001	322002	322003	322004	322005	322006	322007	322010	322008	322011	322012	322009	7
Anthracite	322101	322102	322103	322104	322105	322106	322107	322110	322108	322111	322112	322109	7

See page 67 for reference



Powder coated adjustable legs.



Wheels, with or without brakes.



Without legs or wheels, small adjustable feet are included.

Accessories: Fits all modules

Product	Description	Size	Colour	Art no.	EURO
Container	Approx. 45L. Handle W80 x H30mm Recycled ABS plastic 2 mm.	Ø320 x H650	Grey	321601	213
Base insert	Insert with perforated grid Recycled ABS plastic 2 mm.	Ø240 x H100	Grey	321602	63
Kloss wheel, without brake	Wheels Ø50 x W19mm. Overall height 69mm. Load capacity 50kg.	Ø50 x H19	Black	321701	38
Kloss wheel, with brake	Wheel Ø50 x B19mm. Overall height 69mm. Load capacity 50kg. Use 2 per setup.	Ø50 x H19	Black	321702	49
Triangular key	Extra key for tops with lock	W50 x H80	Silver	380810	11
Garbage bag	85 litres, 25 pcs/roll		Black	321699	53

Kloss Legs

Adjustable leg is specially designed and available only from TreCe. Powder coated in our standard colours.

Ø48 x H85mm

Colour	Art no.	EURO
PRICE CATEGORY 1		
RAL 9010 White	321801	96
RAL 7032 Warm Grey	321802	96
RAL 7016 Anthracite	321803	96
PRICE CATEGORY 2		
RAL 5023 Brilliant blue	321804	102
RAL 1013 Pearl white	321805	102
RAL 6013 Olive	321806	102
RAL 6020 Forest green	321807	102
RAL 8014 Chocolate	321808	102
RAL 1017 Saffron	321809	102
RAL 3014 Old pink	321810	102
RAL 3005 Wine red	321811	102

Container 45L and base insert.

Base insert is used as bottom insert in the container. The perforated grid is anchored to ventilate moisture.

Add the base insert when using food waste bags as they often have a lower depth.



Triangular key

Stackable container with handle.

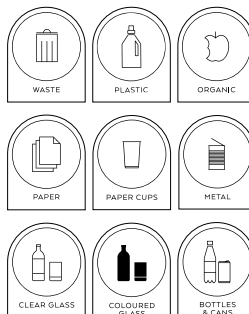


Kloss decal sheet - Symbol Ø40 x H55mm (height of the whole decal)

Order if you want to add a symbol on the top/lid.

Description	Unit	Colour	Art no.	EURO
Decal sheet recycling - English text				
English, white text	21 pcs/ set	White	324001	
English, anthracite text	21 pcs/ set	Anthracite	324002	27
Decal sheet recycling - Swedish text				
Swedish, white text	21 pcs/ set	White	324003	27
Swedish, anthracite text	21 pcs/ set	Anthracite	324004	
Decal sheet recycling - Norwegian text				
Norwegian, white text	18 pcs/ set	White	324005	
Norwegian, anthracite text	18 pcs/ set	Anthracite	324006	27

Please contact TreCe if you want other symbols or text in other languages.



Frame: Bentwood in lacquered oak veneer
Inlets: 87% bio-based PLA-plastic (sugar cane)
Containers: ABS-plastic, 80% recycled

Etage

Recycling

Etage is unique with its elegant design and multiple levels which effectively utilises the floor space in small spaces. It is made from carefully selected materials and is a practical and stylish piece of recycling furniture.

The frame of Etage is made from oak veneer and bent to it's shape. It is available in three colour options - mocca stain, natural or white stain- which provides a beautiful contrast to the moulded inlets in black or white. These inlets are easy to clean and can be easily replaced and recycled. In addition, the inlets are angled inwards to ensure that waste is sorted correctly. Symbols are placed on the angled surface to clearly show what should be thrown and where.

Behind the door, there are containers made of 80% recycled plastic that are easy to empty and keep the rubbish bags in place while protecting the fine wooden column from any leaks.

In conclusion, Etage is with its elegant design, carefully selected materials and smart features a stylish and practical solution for waste sorting. Specially designed to make sorting and handling easier in small spaces.

Sustainability and materials

- Inlets made from 87% bio-based PLA plastic (sugar cane). Can be easily replaced and recycled.
- Containers in 80% recycled ABS plastic.
- Frame in bentwood, Oak veneer FSC 100%.



Etage High, oak and white inlets

Etage High 3



Etage High 6



Etage Low 1



Container



Behind the door are 80% recycled plastic containers that are easy to empty and hold the rubbish bags in place while protecting the fine wooden column from any leaks.


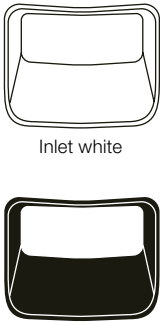
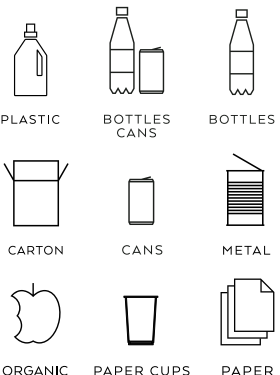
With two different heights of the column, you can choose different volumes for different purposes, making Etage a dynamic recycling station. If you select two-way inlets, either with full or half containers, you get a total of six inlets in a small area, which optimises sorting.

Frame: Bentwood in lacquered oak veneer

Inlets: 87% bio-based PLA-plastic (sugar cane)

Containers: ABS-plastic, 80% recycled

How to order Etage:

<p>1.</p>  <p>Etage High Etage Low</p>	<p>2.</p>  <p>Inlet white Inlet black</p>	<p>3.</p>  <p>PLASTIC BOTTLES CANS BOTTLES CARTON CANS METAL ORGANIC PAPER CUPS PAPER</p>
<p>Choose frame and colour, container included. Customised number of containers included</p>	<p>Choose inlets</p>	<p>Choose symbol 1 per inlet Specify the desired position of the symbol on the Etage High, bottom, centre and top.</p>

Etage High 3 inlets in front

3x Low containers included, 3 x 45 L

Dimensions: Height 1700mm, Ø 440mm

Name	Description	Material/Colour	Art no.	EURO
Etage High 3	Frame in bentwood	Oak	300001	3836
Etage High 3	Frame in bentwood	White stained	300002	3836
Etage High 3	Frame in bentwood	Mocha stained	300003	3836

Etage High 6 inlets 3 in front/ 3 in back

6x Half-low containers included, 6 x 22 L

Dimensions: Height 1700, Ø 440 mm

Name	Description	Material/Colour	Art no.	EURO
Etage High 6	Frame in bentwood	Oak	300011	4795
Etage High 6	Frame in bentwood	White stained	300012	4795
Etage High 6	Frame in bentwood	Mocha stained	300013	4795

If you prefer 3 Low containers, contact TreCe for the right article number.

Etage Low 1 inlets in front

1x High container included, 3 x 80 L

Dimensions: Height 850mm, Ø 440mm

Name	Description	Material/Colour	Art no.	EURO
Etage Low 1	Frame in bentwood	Oak	300101	1918
Etage Low 1	Frame in bentwood	White stained	300102	1918
Etage Low 1	Frame in bentwood	Mocha stained	300103	1918



Frame: Bentwood in lacquered oak veneer
Inlets: 87% bio-based PLA-plastic (sugar cane)
Containers: ABS-plastic, 80% recycled

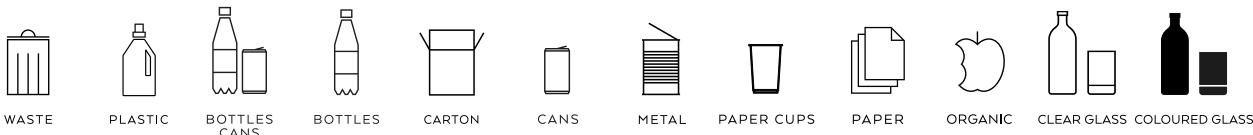
Etage Inlet

87% bio-based PLA-plastic (sugar cane)

Name	Colour	Size (mm)	Art no.	EURO
Etage inlet	RAL 9010	H: 230mm D: 300mm	300201	27
Etage inlet	RAL 9004	H: 230mm D: 300mm	300202	27



Etage Symbol, H 65mm, factory fitted on the inlet, 1 pc / inlet



Colour	Art.no												EURO
White	300401	300402	300403	300404	300405	300406	300407	300408	300409	300410	300411	300412	41
Black	300501	300502	300503	300504	300505	300506	300507	300508	300509	300510	300511	300512	41

Etage Container

Included in the frame. **ABS plastic, 80% recycled**
 Colour: Anthracite

Container High

- Fits in Etage low
- Holds 22 L
- Adapted for 85-125 L waste bags
- Height: 650 mm
- Ø: 390 mm



Container Low

- Fits in Etage high
- Holds 45 L
- Adapted for 85-125 L waste bags
- Height: 390 mm
- Ø: 390 mm



Container Half - low

- Fits in Etage high
- Holds 22 L
- Adapted for 45-50 L waste bags
- Height: 390 mm
- Depth: 195 mm
- Width: 390 mm



Frame: Powder-coated steel.
Shell: Fibreglass.

Butler

Recycling unit

When Jangir designed our new product, Butler, it was not primarily intended as just a waste bin. It would create both identity and a sense of good design where it was placed. A waste bin you do not want to hide, as it both strengthens and beautifies the environment with its peculiar shape. The bin can be placed alone or in a group.

Butler consists of an outer shell in fibreglass with a simple frame of Swedish steel. The shell, which is very shock-resistant, is easy to lift off when changing the waste bag. Butler is ideal for offices, shopping malls, hotels, schools, universities and other public spaces. Butler is made in two sizes, Small 46L and Large 116L.

Butler Small, white

Outer shell in white fibreglass, black inner frame in RAL 9005. 46L.
 Recommended waste bag 70-85L.

Colour	Dimensions	Art no.	EURO
RAL 9010 White	543x668x543	330101	917

Any RAL colour at additional cost, contact TreCe.

Butler Large, white

Outer shell in white fibreglass, black inner frame in RAL 9005. 116L.
 Recommended waste bag 125 L.

Colour	Dimensions	Art no.	EURO
RAL 9010 White	562x850x562	330201	1426

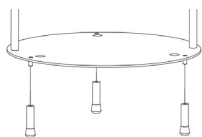
Any RAL colour at additional cost, contact TreCe.



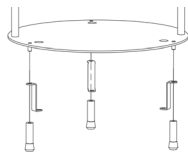
Black inner frame in RAL 9005.

Accessories

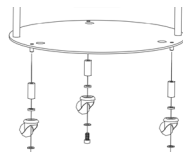
Name		Colour	Art no.	EURO
Butler floor attachment	3 black Z profiles for floor attachment in RAL 9005. Attached between the legs and the base.	Black	330198	29
Butler with wheels	3 black wheels with legs in RAL 9005	Black	330199	129



Legs (standard)



Floor attachment



Wheels

Name	Dimensions	Colour	Art no.	EURO
Butler Small Symbol sheets, 9 symbols text in english	73x50	Grey	330312	23
Butler Large Symbol sheets, 9 symbols text in english	98,5x68	Grey	330322	45



The symbols are produced in UV-resistant plastic and have a transparent base. The symbols are shaped to simplify attachment. The symbol sheets are packed with the goods but not applied before shipping.



Dimensions: Width x Height x Depth. **Frame:** Powder-coated steel. **Lid:** Stainless steel plate

Legs: Lacquered wooden legs in oak for indoor use, powder-coated stainless steel legs for indoor and outdoor use and concrete base for outdoor use.

Hightower and Popsicle

Recycling

Hightower are part of a new range of waste bins designed by Jangir Maddadi. The frame is made of galvanized sheet steel that can be lacquered in our standard colours or any RAL colour. Popsicle holds 57L, adapted for waste bags 85-125L and Hightower holds 125L and is adapted for 85-140L waste bags.

There are inlets on both the front and back. Hightower is suitable for both indoor and outdoor use. If placed outdoors, we recommend Popsicle/Hightower with a lid for bird protection.

There are 3 different versions of leg stands for Popsicle, depending on how and where you want to place it. Legs for Hightower are available in 3 different versions, oak legs, stainless steel legs where both have adjustable feet and then a concrete base with 4 stainless steel legs.

The wooden legs are only suitable for indoor use but the other options work well outdoors. Naturally it is stainless steel for outdoor use and Swedish steel plate for indoor use, there are also different options for anchoring Popsicle to the foundation.

Sustainability and materials

- The frame in powder-coated galvanized steel sheet is manufactured in Sweden and consists of 20% recycled material.
- The steel sheet is 100% recyclable.
- The powder coating of the frame is a good environmental choice as no solvents are required.



Hightower and Popsicle in RAL 7032 Warm Grey

Dimensions: Width x Height x Depth. **Frame:** Powder-coated steel. **Lid:** Stainless steel plate

Legs: Lacquered wooden legs in oak for indoor use, powder-coated stainless steel legs for indoor and outdoor use and concrete base for outdoor use.



Hightower with lid Wine red RAL 3005 / Popsicle without lid Old pink RAL 3014



Popsicle in Brilliant Blue RAL 5023 | Hightower without lid in Pearl White RAL 1013



Hightower in Antracit RAL 7016 and in Brilliant Blue RAL 5023



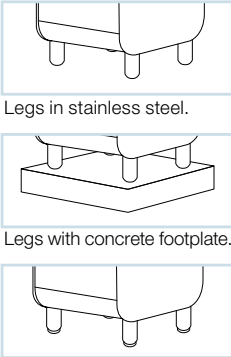
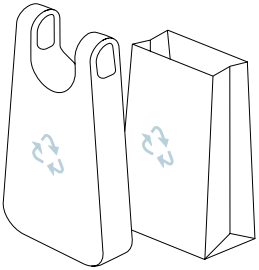


Hightower in Olive RAL 6013 | Popsicle in Saffron RAL 1017

Dimensions: Width x Height x Depth. **Frame:** Powder-coated steel. **Lid:** Stainless steel plate

Legs: Lacquered wooden legs in oak for indoor use, powder-coated stainless steel legs for indoor and outdoor use and concrete base for outdoor use.

How to order Hightower:

<p>1.</p>  <p>With lid Without lid</p>	<p>2.</p>  <p>WASTE PLASTIC BOTTLES CANS BOTTLES</p> <p>CANS METAL ORGANIC PAPER CUPS</p> <p>PAPER CLEAR GLASS COLOURED GLASS</p>	<p>3.</p>  <p>Legs in stainless steel.</p> <p>Legs with concrete footplate.</p> <p>Legs in solid oak.</p>	<p>4.</p>  <p>Hightower holds 125L, adapted for garbage bag 85–125L.</p>
<p>Choose unit & colour (with or without lid).</p>	<p>Choose a symbol.</p>	<p>Choose legs or concrete base</p>	<p>Choose the type of garbage bag you want to use.</p>

Hightower

Powder coated galvanised steel sheet, incl. lock with lock key.
Total height with legs 1142 mm, with concrete footplate 1243 mm.
Volume: 125L

Colour	Dimensions	Art no.	EURO
PRICE CATEGORY 1			
RAL 9010 White	360x1113x501	390103	1311
RAL 7032 Warm Grey	360x1113x501	390106	1311
RAL 7016 Anthracite	360x1113x501	390104	1311

PRICE CATEGORY 2

RAL 5023 Brilliant blue	360x1113x501	390111	1342
RAL 1013 Pearl white	360x1113x501	390105	1342
RAL 6013 Olive	360x1113x501	390107	1342
RAL 6020 Forest green	360x1113x501	390101	1342
RAL 8014 Chocolate	360x1113x501	390108	1342
RAL 1017 Saffron	360x1113x501	390110	1342
RAL 3014 Old pink	360x1113x501	390109	1342
RAL 3005 Wine red	360x1113x501	390102	1342

Any RAL colour at additional cost, contact TreCe.

Hightower with lid

Powder coated galvanised steel sheet, incl. lock with lock key.
Total height with legs 1142 mm, with concrete footplate 1243 mm.
Volume: 125L

Colour	Dimensions	Art no.	EURO
PRICE CATEGORY 1			
RAL 9010 White	360x1113x501	390203	1444
RAL 7032 Warm Grey	360x1113x501	390206	1444
RAL 7016 Anthracite	360x1113x501	390204	1444

PRICE CATEGORY 2

RAL 5023 Brilliant blue	360x1113x501	390211	1482
RAL 1013 Pearl white	360x1113x501	390205	1482
RAL 6013 Olive	360x1113x501	390207	1482
RAL 6020 Forest green	360x1113x501	390201	1482
RAL 8014 Chocolate	360x1113x501	390208	1482
RAL 1017 Saffron	360x1113x501	390210	1482
RAL 3014 Old pink	360x1113x501	390209	1482
RAL 3005 Wine red	360x1113x501	390202	1482

Hightower Colours

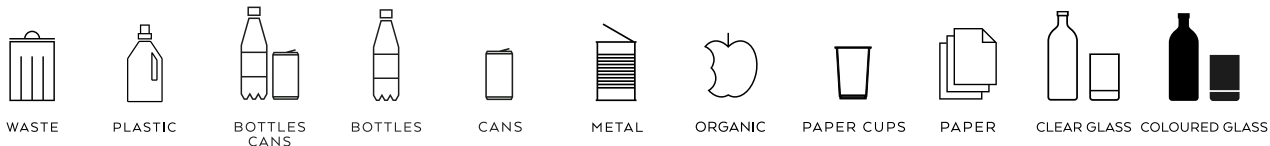


White Warm Grey Anthracite Brilliant blue Pearl white Olive Forest green Chocolate Saffron Old pink Wine red

Dimensions: Width x Height x Depth. **Frame:** Powder-coated steel. **Lid:** Stainless steel plate.


Legs: Powder coated steel sheet for indoor use or stainless steel sheet with or without concrete base for outdoor use.

Hightower Symbol, white or anthracite, 1 pair (back + front)




Colour	Art no.												EURO
White	380601	380602	380603	380604	380605	380606	380607	380608	380609	380610		380611	84
Anthracite	380701	380702	380703	380704	380705	380706	380707	380708	380709	380710		380711	84

The symbols can withstand outdoor conditions, made of UV-resistant plastic with an adhesive that can withstand 50° C to +90° C. Contact TreCe if you would like other symbols or text in a different language.



Legs in stainless steel in the same color as the base



Clear lacquered solid oak legs.



Stainless steel lacquered legs with concrete base for outdoors- and indoor use.

Hightower legs Legs with adjustable feet in powder coated stainless steel, indoor and outdoor

Colour	Dimensions	Art no.	EURO
PRICE CATEGORY 1			
RAL 9010 White	H: 70, Ø: 32	390303	88
RAL 7032 Warm Grey	H: 70, Ø: 32	390306	88
RAL 7016 Anthracite	H: 70, Ø: 32	390304	88
PRICE CATEGORY 2			
RAL 5023 Brilliant blue	H: 70, Ø: 32	390311	91
RAL 1013 Pearl white	H: 70, Ø: 32	390305	91
RAL 6013 Olive	H: 70, Ø: 32	390307	91
RAL 6020 Forest green	H: 70, Ø: 32	390301	91
RAL 8014 Chocolate	H: 70, Ø: 32	390308	91
RAL 1017 Saffron	H: 70, Ø: 32	390310	91
RAL 3014 Old pink	H: 70, Ø: 32	390309	91
RAL 3005 Wine red	H: 70, Ø: 32	390302	91

Accessories:

Product	Art no.	EURO
Triangular key	380810	11



Hightower wooden legs Lacquered legs in oak with adjustable feet, indoor

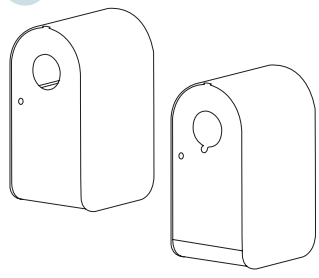

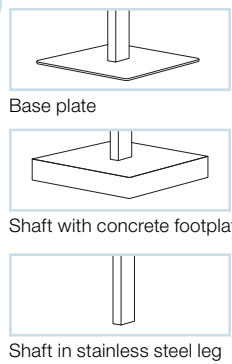
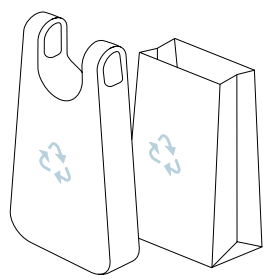
Colour	Dimensions	Art no.	EURO
Lacquered oak	H: 70, Ø: 38	390501	241

Hightower outdoor stand Stainless steel lacquered legs with concrete base, outdoor use

Colour	Dimensions	Art no.	EURO
PRICE CATEGORY 1			
RAL 9010 White	410x132x430	390403	403
RAL 7032 Warm Grey	410x132x430	390406	403
RAL 7016 Anthracite	410x132x430	390404	403
PRICE CATEGORY 2			
RAL 5023 Brilliant blue	410x132x430	390411	418
RAL 1013 Pearl white	410x132x430	390405	418
RAL 6013 Olive	410x132x430	390407	418
RAL 6020 Forest green	410x132x430	390401	418
RAL 8014 Chocolate	410x132x430	390408	418
RAL 1017 Saffron	410x132x430	390410	418
RAL 3014 Old pink	410x132x430	390409	418
RAL 3005 Wine red	410x132x430	390402	418

Dimensions: Width x Height x Depth. **Frame:** Powder-coated steel. **Lid:** Stainless steel plate.
Legs: Powder coated steel sheet for indoor use or stainless steel sheet with or without concrete base for outdoor use.

How to order Popsicle:

<p>1.</p>  <p>With lid Without lid</p>	<p>2.</p>  <p>WASTE PLASTIC BOTTLES CANS BOTTLES</p> <p>CANS METAL ORGANIC PAPER CUPS</p> <p>PAPER CLEAR GLASS COLOURED GLASS</p>	<p>3.</p>  <p>Base plate</p> <p>Shaft with concrete footplate</p> <p>Shaft in stainless steel leg</p>	<p>4.</p>  <p>Suitable for garbage bags 85-125L.</p>
<p>Choose unit & colour (with or without lid).</p>	<p>Choose a symbol.</p>	<p>Choose shaft or concrete base.</p>	<p>Choose the type of trash bag you want to use.</p>

Popsicle

Powder coated galvanised steel sheet, incl. lock with lock key.
 Total height with base 1044 mm, with concrete footplate
 1145 mm. Volume: 57L

Colour	Dimensions	Art no.	EURO
PRICE CATEGORY 1			
RAL 9010 White	359x733x477	380110	1015
RAL 7032 Warm Grey	359x733x477	380114	1015
RAL 7016 Anthracite	359x733x477	380111	1015

PRICE CATEGORY 2			
RAL 5023 Brilliant blue	359x733x477	380119	1034
RAL 1013 Pearl white	359x733x477	380113	1034
RAL 6013 Olive	359x733x477	380115	1034
RAL 6020 Forest green	359x733x477	380102	1034
RAL 8014 Chocolate	359x733x477	380116	1034
RAL 1017 Saffron	359x733x477	380118	1034
RAL 3014 Old pink	359x733x477	380117	1034
RAL 3005 Wine red	359x733x477	380106	1034

Any RAL colour at additional cost, contact TreCe.

Popsicle with lid

Powder coated galvanised steel sheet, incl. lock with lock key.
 Total height with base 1044 mm, with concrete footplate
 1145 mm. Volume: 57L

Colour	Dimensions	Art no.	EURO
PRICE CATEGORY 1			
RAL 9010 White	359x733x477	380210	1205
RAL 7032 Warm Grey	359x733x477	380214	1205
RAL 7016 Anthracite	359x733x477	380211	1205

PRICE CATEGORY 2			
RAL 5023 Brilliant blue	359x733x477	380219	1230
RAL 1013 Pearl white	359x733x477	380213	1230
RAL 6013 Olive	359x733x477	380215	1230
RAL 6020 Forest green	359x733x477	380202	1230
RAL 8014 Chocolate	359x733x477	380216	1230
RAL 1017 Saffron	359x733x477	380218	1230
RAL 3014 Old pink	359x733x477	380217	1230
RAL 3005 Wine red	359x733x477	380206	1230

Popsicle Colours



Popsicle Shaft 1

Footplate and shaft in powder-coated steel plate, indoor use.

Colour	Dimensions	Art no.	EURO
PRICE CATEGORY 1			
RAL 9010 White	350x311x430	380310	211
RAL 7032 Warm Grey	350x311x430	380314	211
RAL 7016 Anthracite	350x311x430	380311	211
PRICE CATEGORY 2			
RAL 5023 Brilliant blue	350x311x430	380319	217
RAL 1013 Pearl white	350x311x430	380313	217
RAL 6013 Olive	350x311x430	380315	217
RAL 6020 Forest green	350x311x430	380302	217
RAL 8014 Chocolate	350x311x430	380316	217
RAL 1017 Saffron	350x311x430	380318	217
RAL 3014 Old pink	350x311x430	380317	217
RAL 3005 Wine red	350x311x430	380306	217

Any RAL colour at additional cost, contact TreCe.



Popsicle Shaft 1 with footplate for interior use.

Popsicle shaft 2 with concrete foot for outdoor and outdoor use.

Popsicle with shaft in powder-coated stainless steel cast into the ground.

Popsicle Shaft 3

Stainless steel shaft, outdoor use

Stainless steel shaft is cast into concrete with rebar, outdoor use. The shaft goes down 444 mm below ground, 311 mm above ground.

Colour	Dimensions	Art no.	EURO
PRICE CATEGORY 1			
RAL 9010 White	300x605x300	380510	196
RAL 7032 Warm Grey	300x605x300	380514	196
RAL 7016 Anthracite	300x605x300	380511	196
PRICE CATEGORY 2			
RAL 5023 Brilliant blue	300x605x300	380519	204
RAL 1013 Pearl white	300x605x300	380513	204
RAL 6013 Olive	300x605x300	380515	204
RAL 6020 Forest green	300x605x300	380502	204
RAL 8014 Chocolate	300x605x300	380516	204
RAL 1017 Saffron	300x605x300	380518	204
RAL 3014 Old pink	300x605x300	380517	204
RAL 3005 Wine red	300x605x300	380506	204

Any RAL colour at additional cost, contact TreCe.

Popsicle Shaft 2

Concrete foot, shaft in stainless steel, outdoor use

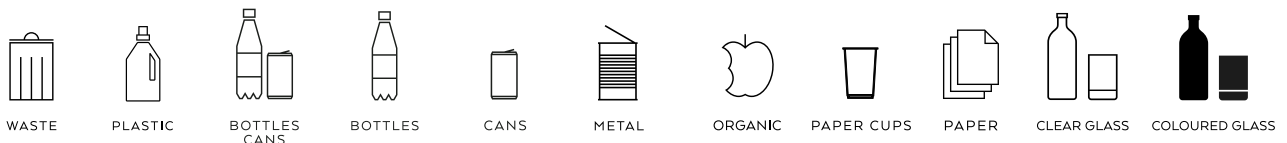
Colour	Dimensions	Art no.	EURO
Stainless steel	409x311x429	380401	473

Accessories:

Product	Art no.	EURO
Triangular key	380810	11



Popsicle Symbol, white or anthracite, 1 pair (back + front)



Colour	Art no.	EURO
White	380601 380602 380603 380604 380605 380606 380607 380608 380609 380610 380611	84
Anthracite	380701 380702 380703 380704 380705 380706 380707 380708 380709 380710 380711	84

The symbols can withstand outdoor climate. They are made of UV-resistant plastic with an adhesive that can endure -50 °C to +90 °C. Contact TreCe if you want other symbols or text in other languages.

Frame: Powder-coated steel plate. **Lid:** Powder-coated Aluminium.
Shaft, wall mount and footplate: Powder-coated steel plate.

Birdie

Recycling

Flexible recycling piece made of resistant Swedish steel. Available in 11 standard colours and delivered with specially designed symbols for easy sorting. Birdie is made in two sizes and holds 43 L (Birdie 500) and 63 L (Birdie 750). Both have soft closing lids and inlets in stable quality plastic. Birdie is available as floor standing and wall mounted, with matching wall brackets.

Birdie has received many international awards thanks to its unique shape and good design.

Sustainability & Material

Frame in powder coated steel made in Sweden, consists of 20% recycled materials. The steel is 100% recyclable. The powder coating is a good environmental choice as no solvents are used. The lid inlet is in plastic and marked according to ISO 11469 for recycling. It can easily be removed for cleaning and is dishwasher safe. The lid in the closed position prevents odor and works in an upright position as a splash protection. Birdie's thoughtful design makes it easy to empty.



Anthracite RAL 7016 Old pink RAL 3014 Olive RAL 6013



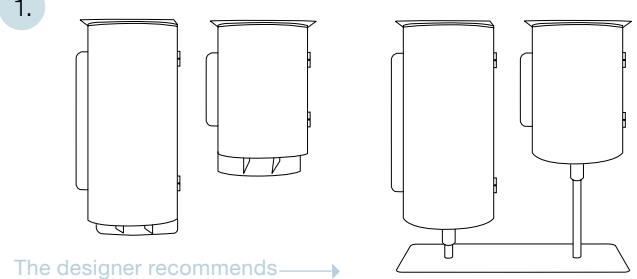
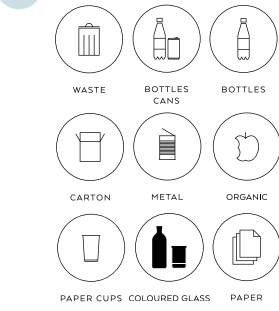
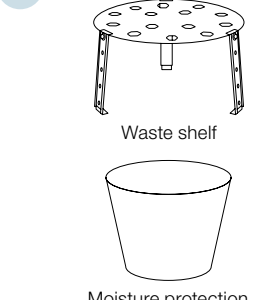
Wine red RAL 3005 Old pink RAL 3014 Pearl white RAL 1013



Wall mounted Birdie. Anthracite RAL 7016

Frame: Powder-coated steel plate. **Lid:** Powder-coated Aluminium.
Shaft, wall mount and footplate: Powder-coated steel plate.

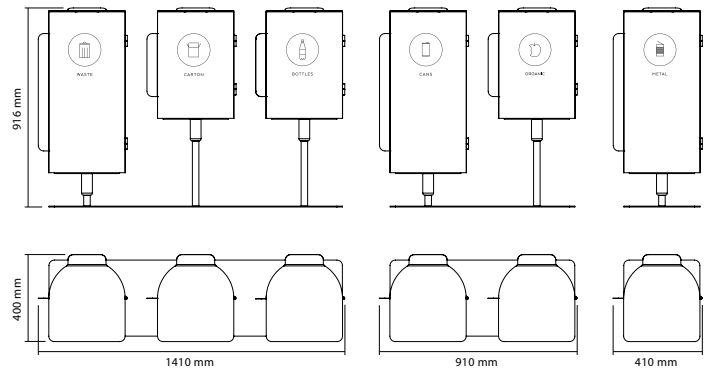
How to order your Birdie:

<p>1.</p>  <p>The designer recommends → In setups that combine both Birdie 700 and 500. Birdie 700 should be on the far left and the footplate should be the same colour.</p>	<p>2.</p>  <p>WASTE BOTTLES CANS BOTTLES CARTON METAL ORGANIC PAPER CUPS COLOURED GLASS PAPER</p>	<p>3.</p>  <p>Waste shelf Moisture protection</p>
<p>Choose frame 500 (43L) / 750 (63L): Birdie Floor or Birdie Wall. Birdie Floor must be ordered with footplate 1, 2 or 3.</p>	<p>Choose symbol. Ø150 mm, white or anthracite.</p>	<p>Choose accessories: Triangular key, waste shelf or moisture protection, m.m.</p>

Birdie Floor, 500 (43 litres) and 750 (63 litres), incl. shaft

Colour	Birdie 500	EURO	Birdie 750	EURO
PRICE CATEGORY 1				
RAL 9010 White	350107	792	350207	842
RAL 7032 Warm Grey	350118	792	350218	842
RAL 7016 Anthracite	350108	792	350208	842
PRICE CATEGORY 2				
RAL 5023 Brilliant blue	350123	839	350223	891
RAL 1013 Pearl white	350117	839	350217	891
RAL 6013 Olive	350119	839	350219	891
RAL 6020 Forest green	350110	839	350210	891
RAL 8014 Chocolate	350120	839	350220	891
RAL 1017 Saffron	350122	839	350222	891
RAL 3014 Old pink	350121	839	350221	891
RAL 3005 Wine red	350114	839	350214	891

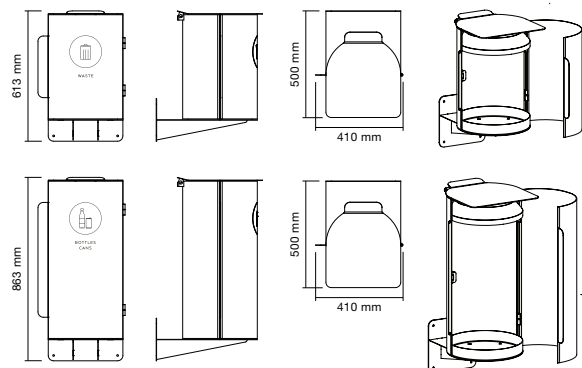
Any RAL colour at additional cost, contact TreCe.



Birdie Wall, 500 (43 litres) and 750 (63 litres) incl. wall mount

Colour	Birdie 500	EURO	Birdie 750	EURO
PRICE CATEGORY 1				
RAL 9010 White	351307	919	351407	972
RAL 7032 Warm Grey	351318	919	351418	972
RAL 7016 Anthracite	351308	919	351408	972
PRICE CATEGORY 2				
RAL 5023 Brilliant blue	351323	994	351423	1051
RAL 1013 Pearl white	351317	994	351417	1051
RAL 6013 Olive	351319	994	351419	1051
RAL 6020 Forest green	351310	994	351410	1051
RAL 8014 Chocolate	351320	994	351420	1051
RAL 1017 Saffron	351322	994	351422	1051
RAL 3014 Old pink	351321	994	351421	1051
RAL 3005 Wine red	351314	994	351414	1051

Any RAL colour at additional cost, contact TreCe.



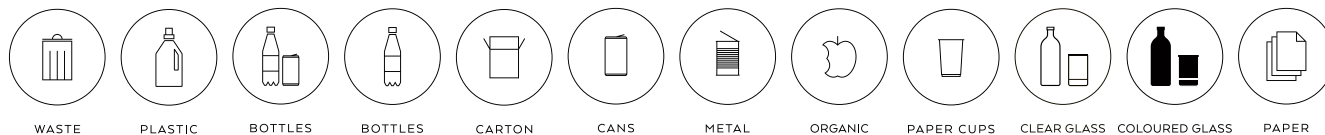
Suitable waste bags for Birdie:
 Birdie 750, 63L: 85–125L
 Birdie 500, 43L: 35–70L

Frame: Powder-coated steel plate. **Lid:** Powder-coated Aluminium.
Shaft, wall mount and footplate: Powder-coated steel plate.

Birdie Colours



Birdie Symbol Ø 150 mm, white or anthracite



Colour	Art no.											EURO	
White	355001	355002	355003	355004	355005	355006	355007	355012	355009	355013	355014	355011	7
Anthracite	355101	355102	355103	355104	355105	355106	355107	355112	355109	355113	355114	355111	7

Contact TreCe if you want other symbols or text in other languages.

Birdie Footplate 1, 2 and 3

Colour	Footpl. 1 EURO		Footpl. 2 EURO		Footpl. 3 EURO	
PRICE CATEGORY 1						
RAL 9010 White	353007	143	353107	235	353207	332
RAL 7032 Warm Grey	353018	143	353118	235	353218	332
RAL 7016 Anthracite	353008	143	353108	235	353208	332
PRICE CATEGORY 2						
RAL 5023 Brilliant blue	353023	152	353123	252	353223	353
RAL 1013 Pearl white	353017	152	353117	252	353217	353
RAL 6013 Olive	353019	152	353119	252	353219	353
RAL 6020 Forest green	353010	152	353110	252	353210	353
RAL 8014 Chocolate	353020	152	353120	252	353220	353
RAL 1017 Saffron	353022	152	353122	252	353222	353
RAL 3014 Old pink	353021	152	353121	252	353221	353
RAL 3005 Wine red	353014	152	353114	252	353214	353

Any RAL colour at additional cost, contact TreCe.



Waste shelf round, adjustable height 150-270 mm.



Birdie Moisture Protection Bottom, fits both Birdie 500 and 750. Can be placed with or without the waste shelf.

Accessories

Name	Colour	Art no.	EURO	
Birdie plastic bag 85L	85 litres, 25 pcs	Transparent	345201	54
Birdie moisture protection	Ø 300, H 220	Transparent	350001	63
Organic waste shelf, standing H 150-270 mm	Ø 265, H 150	Anthracite	350002	124



The lid can be easily removed for cleaning and is dishwasher safe. The lid in the closed position prevents odours and provides splash protection in the open position.

Birdie's clever design makes it easy to empty.



Size: Width x Height (incl. wheels) x Depth.

Cloud Recycling

Cloud is a mobile recycling unit designed to fit into a modern work environment where flexibility and aesthetics are two key factors. A simple and classy design with the characteristic rounded corners and the bold wheels that invite you to move Cloud around. With inlets from both sides, Cloud can be placed against a wall or in the middle of a room.

The frame is available in both laminate and lacquered MDF. Doors and backs in powder-coated steel. Cloud is delivered with pull-out bag holders designed for 85-125 litres bags. Cloud is equipped with doors for easy emptying. Doors and backs are equipped with specially designed recycling symbols, and with the possibility to choose colour and labelling, Cloud can be adapted to different types of environments and needs. White pull-out bag holders are included in the frame. Load capacity per wheel: 80 kg.

Black wheels with rubber surface, height: 100 mm. Two of the wheels have a brake. Inlet from two directions, front (door) and rear (back). Fitted lip on the inside of doors lead waste into the bag. Back is fixed.

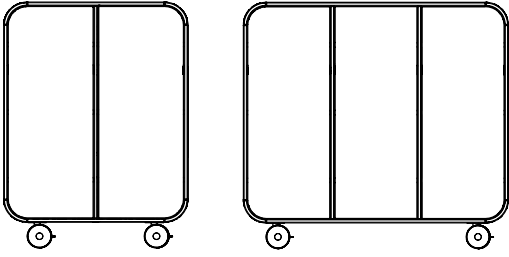
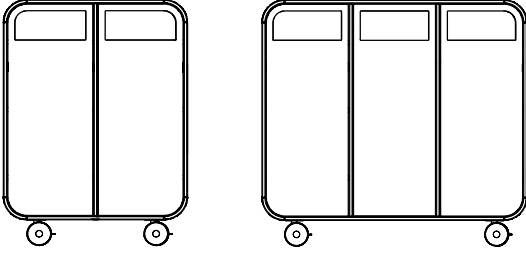

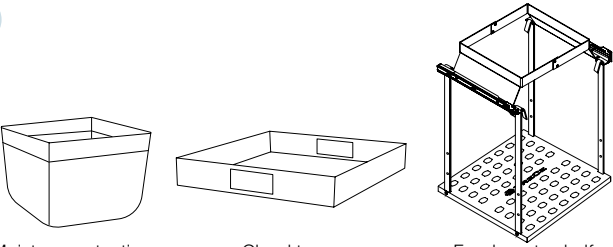
Sustainability & Materials

- The frame in MDF comes from a traceable forestry, meets the requirements for E1 formaldehyde and CARB2.
- The frame is painted with water-based lacquer.
- Doors in powder-coated sheet steel are manufactured in Sweden and consist of 20 percent recycled material.
- The steel plate is 100 percent recyclable.
- Powder coating is a good environmental choice as no solvents are required.



Size: Width x Height (incl. wheels) x Depth.

This is how you order your Cloud:

<p>1.</p>  <p>Cloud Frame 2 Cloud Frame 3</p>	<p>2.</p>  <p>Cloud Frame 2 Cloud Frame 3</p>
<p>Choose the frame (laminated or lacquered MDF). Cloud 2 787x1090x500 Cloud 3 1172x1090x500 Cloud holds 70L adapted for garbage bag 85-125L Rubber mats included</p>	<p>Choose doors (backs are included) Cloud 2 1. left & 1. right door Cloud 3 1. left, 1. middle & 1. right door.</p>
<p>3.</p>  <p>WASTE PLASTIC BOTTLES CANS BOTTLES CARTON CLEAR GLASS COLOURED GLASS METAL PAPER ORGANIC</p>	<p>4.</p>  <p>Moisture protection Cloud tray Food waste shelf</p>
<p>Choose 2. alt. 3. symbols (same symbol selected for the door is also mounted on the opposite side (back).</p>	<p>Choose accessories: Moisture protection (more sizes available), tray or food waste shelf. Food waste shelf, adapted for garbage bag 45L</p>

Cloud Frame – MFC laminate

Thickness 16 mm, rubber mats included.

Name	Pearl white (U15331)	Anthracite (U12011)	EURO
Cloud 2 Frame laminate	485403	485402	1805
Cloud 3 Frame laminate	485303	485302	1964

Cloud 3 has an extra wheel, 5 in total.

Cloud Frame – Raw, clear coat lacquered

Thickness 16 mm, rubber mats included.

Name	Raw (MDF)	EURO
Cloud 2 Frame Raw	485213	2052
Cloud 3 Frame Raw	485113	2205

Cloud 3 has an extra wheel, 5 in total.

Cloud Frame – lacquered MDF

Thickness 16 mm, rubber mats included.

Name	NCS S0502-Y White	NCS RAL 7032 Warm Grey	NCS RAL 7016 Anthracite	NCS RAL 5023 Brilliant blue	NCS RAL 1013 Pearl white	NCS RAL 6013 Olive	NCS RAL 6020 Forest green	NCS RAL 8014 Chocolate	NCS RAL 1017 Saffron	NCS RAL 3014 Old pink	NCS RAL 3005 Wine red	EURO
Cloud 2 Frame	485203	485215	485204	485220	485214	485216	485206	485217	485219	485218	485210	2052
Cloud 3 Frame	485103	485115	485104	485120	485114	485116	485106	485117	485119	485118	485110	2205

Cloud 3 has an extra wheel, 5 in total.

Cloud Doors – powder-coated steel

Thickness 3 mm (back included)

Name	RAL 9010 White	RAL 7032 Warm Grey	RAL 7016 Anthracite	RAL 5023 Brilliant blue	RAL 1013 Pearl white	RAL 6013 Olive	RAL 6020 Forest green	RAL 8014 Chocolate	RAL 1017 Saffron	RAL 3014 Old pink	RAL 3005 Wine red	EURO
Cloud Door left	481001	481015	481003	481020	481014	481016	481008	481017	481019	481018	481011	376
Cloud Door middle	481101	481115	481103	481120	481114	481116	481108	481117	481119	481118	481111	376
Cloud Door right	481201	481215	481203	481220	481214	481216	481208	481217	481219	481218	481211	376

Any RAL colour at an additional cost. Contact TreCe

Size: Width x Height (incl. wheels) x Depth.



Cloud Colours Frames MFC laminate + Raw



Pearl white (U15331)



Anthracite (U12011)



Raw (MDF)

Cloud Colours Frames NCS + RAL



White



Warm Grey



Anthracite



Brilliant blue



Pearl white



Olive



Forest green



Chocolate



Saffron



Old pink



Wine red

Cloud Symbol 1 pair (back + front)



WASTE



PLASTIC



BOTTLES CANS



BOTTLES



CARTON



CLEAR GLASS



COLOURED GLASS



METAL



PAPER



ORGANIC

Colour	WASTE	PLASTIC	BOTTLES CANS	BOTTLES	CARTON	CLEAR GLASS	COLOURED GLASS	METAL	PAPER	ORGANIC	EURO
White	482001	482002	482003	482004	482005	482010	482011	482006	482008	482009	90
Anthracite	482101	482102	482103	482104	482105	482110	482111	482106	482108	482109	90

Contact TreCe if you want other symbols or text in other languages.

Cloud Tray

Rubber mats included.


Colour	Art no.	EURO
RAL 9010 White	481401	194
RAL 7032 Warm grey	481415	194
RAL 7016 Anthracite	481403	194
RAL 5023 Brilliant Blue	481420	194
RAL 1013 Pearl white	481414	194
RAL 6013 Olive	481416	194
RAL 6020 Forest Green	481408	194
RAL 8014 Chocolate	481417	194
RAL 1017 Saffron	481419	194
RAL 3014 Old Pink	481418	194
RAL 3005 Wine red	481411	194

**Accessories**

Name	Size	Colour	Art no.	EURO
Cloud plastic bags	85 litres, 25 pcs	Transparent	483001	51
Cloud moisture protection, square (<i>placed at the bottom</i>)	380x300x380	Transparent	483002	73
Cloud mouisture protection, square (<i>Adapted to holder food waste</i>)	320x300x320	Transparent	481306	59
Cloud rubber mat (<i>only for additions. Included in Cloud frame</i>)	360x500x405	Black	483003	29
Cloud add-on bag holder food waste		White	481305	143



Moisture protection, square.



Rubber mat



Cloud tray



Bag holder food waste, adjustable in height 338-448 mm. Adapted for recycling bag 45L.



Moisture protection, square.

Frame: Powder-coated steel plate.

Lid: Vacuum-foiled MDF with screen print.

Kite

Recycling

A modulated recycling unit designed by Annica Doms. Awarded the Red Dot Design Award for its innovative form. Designed for modularity in different configurations. Kite can be placed against the wall or as a free-standing accent in the room.

The many possible combinations challenges the imagination and inspires creativity. Lids with eight different designs with varying shapes and screen printed symbols for different types of waste. Kite is available in 11 RAL colours and Kite Raw with lids in three standard colours, white, anthracite and olive grey. Kite holds 70L, designed for standard bag of 85–125L.

Sustainability & Material

The lid's MDF meets E1 requirements for formaldehyde. MDF from certified forestry. The frame in powder-coated steel plate is manufactured in Sweden and consists of 20% of recycled material.

The steel is 100% recyclable. The powder coating of the frame is a good environmental choice as no solvents are required.



Old pink RAL 3014 Saffron RAL 1017



Mall of Scandinavia - Stockholm



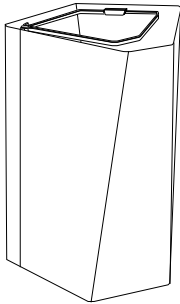
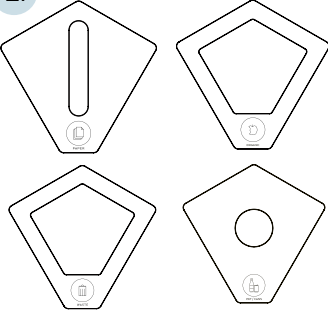
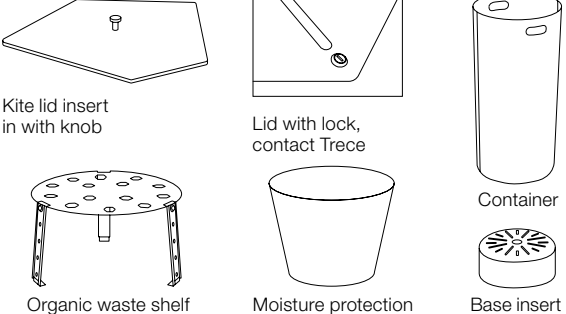
Emporia - Malmö



Deichman Bjørvika, head library - Oslo

Frame: Powder-coated steel plate.
Lid: Vacuum-foiled MDF with screen print.

How to order Kite:

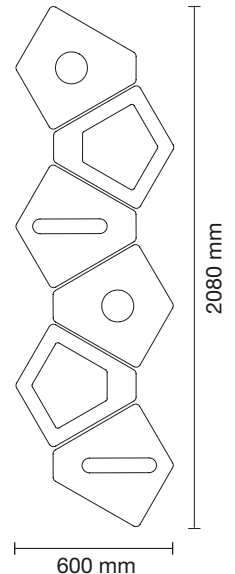
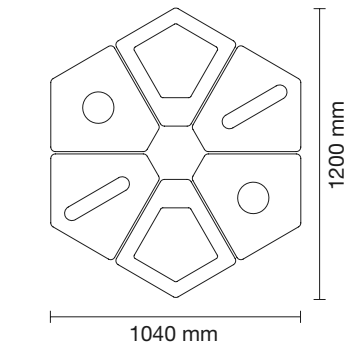
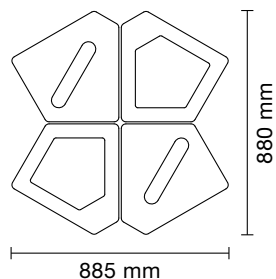
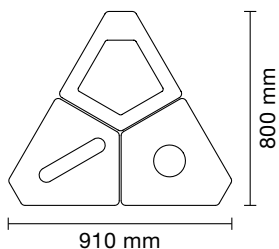
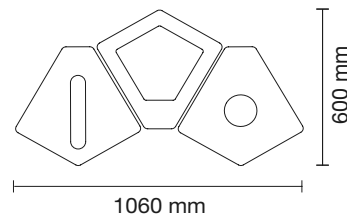
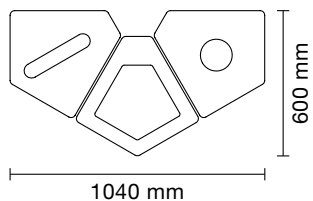
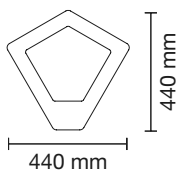
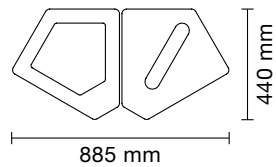
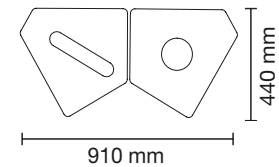
<p>1.</p> 	<p>2.</p> 	<p>3.</p> 
<p>Choose frame and colour. Kite holds 70L, designed for standard bag of 85–125L.</p>	<p>Choose lid and symbol. (Lid colours: Anthracite, white or olive grey)</p>	<p>Choose accessories: Lid inserts, locks, waste shelf or moisture protection.</p>

Kite Frame

Width 500 mm, Height 700 mm, Depth 492 mm

Colour	Art no.	EURO
PRICE CATEGORY 1		
RAL 9010 White	881097	368
RAL 7032 Warm grey	881074	368
RAL 7016 Anthracite	881098	368
RAW, clear powder coated steel sheet, matt gloss 5	881087	368

Colour	Art no.	EURO
PRICE CATEGORY 2		
RAL 5023 Brilliant blue	881079	390
RAL 1013 Pearl white	881073	390
RAL 6013 Olive	881075	390
RAL 6020 Forest green	881089	390
RAL 8014 Chocolate	881076	390
RAL 1017 Saffron	881078	390
RAL 3014 Old pink	881077	390
RAL 3005 Wine red	881093	390
Any RAL colour at additional cost, contact TreCe.		



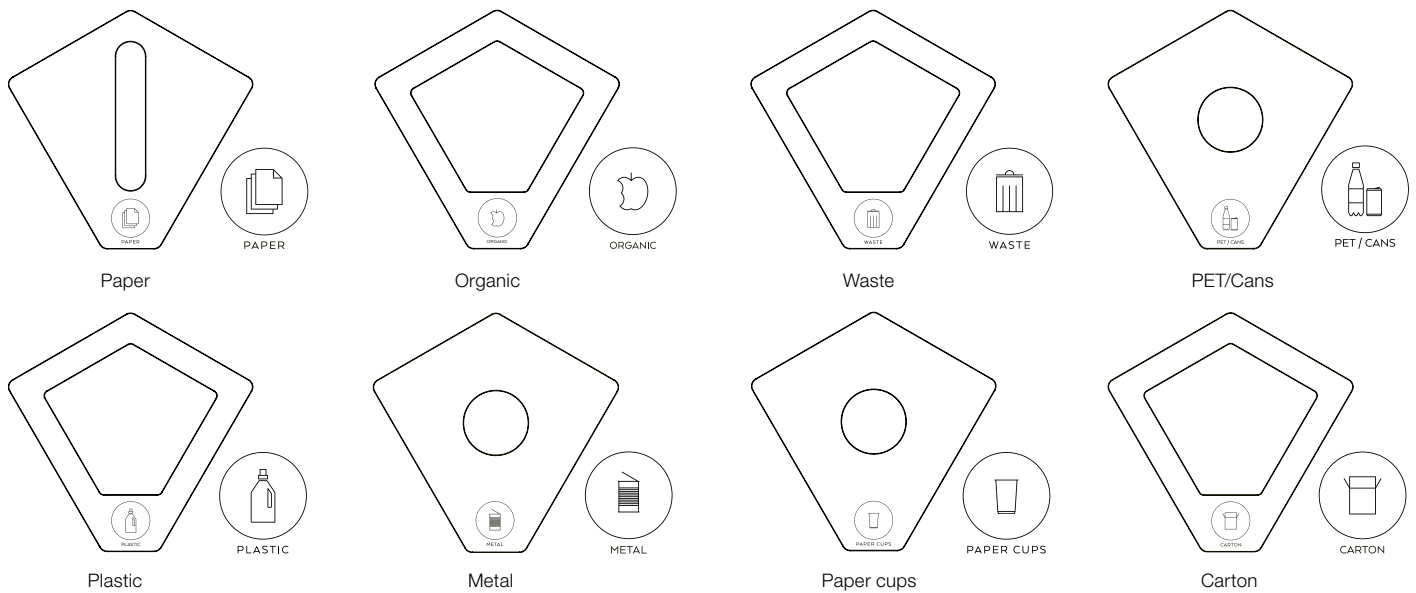
Frame: Powder-coated steel plate.

Lid: Vacuum foiled MDF in white, anthracite or olive and screen printed symbol in grey. The lids are available in eight variants with a matching hole pattern.

Kite Colours + Raw



Kite lid, anthracite, white or olive grey, vacuum foiled MDF, shape design with screen printed symbol in grey



Please note that there are shade differences between frames in olive and lids in olive grey.

Name	Fraction	Anthracite	White	Olive grey	EURO
Kite lid Paper	Office paper	882115	882111	882167	160
Kite lid Organic	Food waste	882116	882112	882166	160
Kite lid Waste	Residual waste or combustible	882117	882113	882165	160
Kite lid PET/Cans	Plastic bottles and aluminum cans	882118	882114	882164	160
Kite lid Plastic	Plastic packaging	882148	882147	882161	160
Kite lid Metal	Cans	882150	882149	882160	160
Kite lid Paper cups	Paper cups	882142	882141	882163	160
Kite lid Carton	Packaging in cardboard	882145	882144	882162	160

Frame: Powder-coated steel plate.

Lid: Vacuum-foiled MDF with screen print.

Accessories

Benämning	White F2255 /White knob	Anthracite F2297 /Black knob	Olive grey F5343 /Black knob	EURO
Kite lids insert with knob	881186	881187	881188	160

Kite lid insert in compact laminate, resists moisture and heat, which prevents bad odors. Available in white, anthracite or olive grey. Fits Kite lid: Plastic, Waste and Organic



Kite lid insert in compact laminate F1040, white knob.



Please note that there are shade differences between lids in olive grey and lid insert with knob.


Product	Description	Mått (mm)	Colour	Art no.	EURO
Kite plastic bags		85 litres, 25 pcs	Transparent	345201	54
Kite moisture protection	For wet fractions like waste, organics and PET/cans.	Ø 450 H 350	Transparent	881180	60
Avfallshylla rund	Adjustable height, standing H 150-270 mm	Ø 265 H 150	Anthracite	350002	124
Container	Approx. 45L. Handle W80 x H30 mm Recycled ABS plastic 2 mm.	Ø320 x H650	Grå	881061	213
Base insert	Insert with perforated grid Recycled ABS plastic 2 mm.	Ø240 x H100	Grå	881062	63



Organic waste shelf with adjustable height, standing H 150-270 mm.



Kite moisture protection base for easy cleaning. Recommended for wet fractions like waste, organics and PET/cans.




Kite available with lock, contact TreCe.

Stackable container with handle.

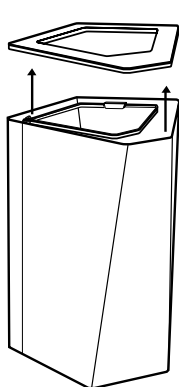
Base insert is used as bottom insert in the container. The perforated grid is anchored to ventilate moisture.

Add the base insert when using food waste bags as they often have a lower depth.

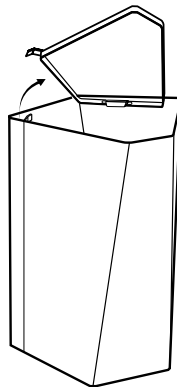
Kite How to use



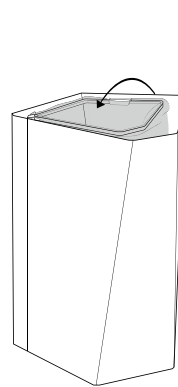
1. Kite frame with lid.



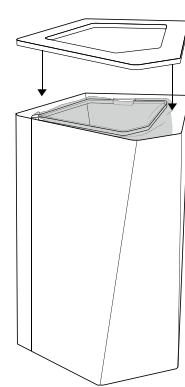
2. Lift the lid. (Lid with lock needs to be unlocked before lifting.)



3. Lift the bag holder.



4. Place the trash bag and turn back the bag holder.



5. Put the lid back on (and lock if there is a lock) and the Kite is ready for use.

Frame: Powder-coated steel plate.
Lid: Vacuum-foiled MDF with screen print.

Kite mini

Recycling

Kite mini is intended for smaller spaces like under desks, hotel rooms or smaller conference rooms. There is also a wall mount for Kite mini, which means that it can be placed on the wall. As single or in pairs to free floor space. Kite mini is available in 11 RAL colours. Lids in colour white, anthracite or olive grey with 6 different screen printed symbols for recycling. Kite mini holds 10 litres.

Sustainability & Material

The lid's MDF meets E1 requirements for formaldehyde. MDF from certified forestry. The frame in powder-coated steel plate is manufactured in Sweden and consists of 20% of recycled material. The steel is 100% recyclable. The powder coating of the frame is a good environmental choice as no solvents are required. Base in 100% recycled ABS plastic, marked for recycling according to ISO 11469. In line with our environmental strategy, Kite mini is delivered unassembled.

- No fittings
- No tools
- Easy to assemble
- Not factory fitted
- Shipping optimized

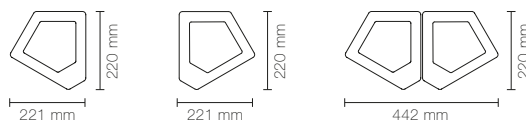


RAL 6013 Olive

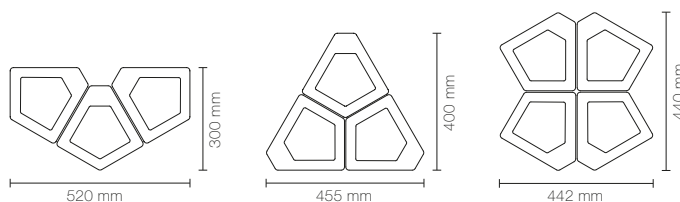
Kite mini Frame 10L

Width 250 mm, Height 355 mm, Depth 245 mm

Colour	Art no.	EURO
PRICE CATEGORY 1		
RAL 9010 White	882097	226
RAL 7032 Warm grey	882082	226
RAL 7016 Anthracite	882098	226
PRICE CATEGORY 2		
RAL 5023 Brilliant blue	882087	235
RAL 1013 Pearl white	882081	235
RAL 6013 Olive	882083	235
RAL 6020 Forest green	882089	235
RAL 8014 Chocolate	882084	235
RAL 1017 Saffron	882086	235
RAL 3014 Old pink	882085	235
RAL 3005 Wine red	882093	235



Kite mini with a single and duo set can also be mounted on a wall.



Kite mini Colours



White

Warm Grey

Anthracite

Brilliant blue

Pearl white

Olive

Forest green

Chocolate

Saffron

Old pink

Wine red

Frame: Powder-coated steel plate.
Lid: Vacuum-foiled MDF with screen print.



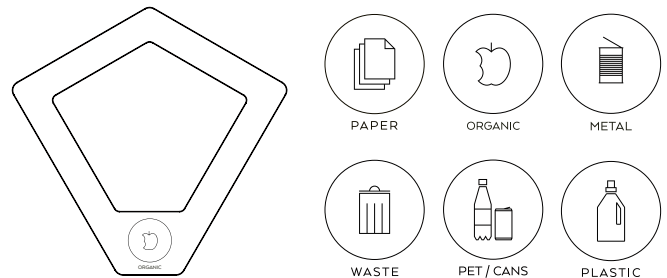
Kite mini Wall, Frame 10L, wall mounted, right or left
Width 250 mm, Height 355 mm, Depth 245 mm

Colour	Kite Mini wall right	Kite Mini wall left	EURO
PRICE CATEGORY 1			
RAL 9010 White	883097	884097	240
RAL 7032 Warm Grey	883082	884082	240
RAL 7016 Anthracite	883098	884098	240
PRICE CATEGORY 2			
RAL 5023 Brilliant blue	883087	884087	249
RAL 1013 Pearl white	883081	884081	249
RAL 6013 Olive	883083	884083	249
RAL 6020 Forest green	883089	884089	249
RAL 8014 Chocolate	883084	884084	249
RAL 1017 Saffron	883086	884086	249
RAL 3014 Old pink	883085	884085	249
RAL 3005 Wine red	883093	884093	249

Kite mini Lid, white, anthracite or olive grey, vacuum foiled MDF, screen printed symbol

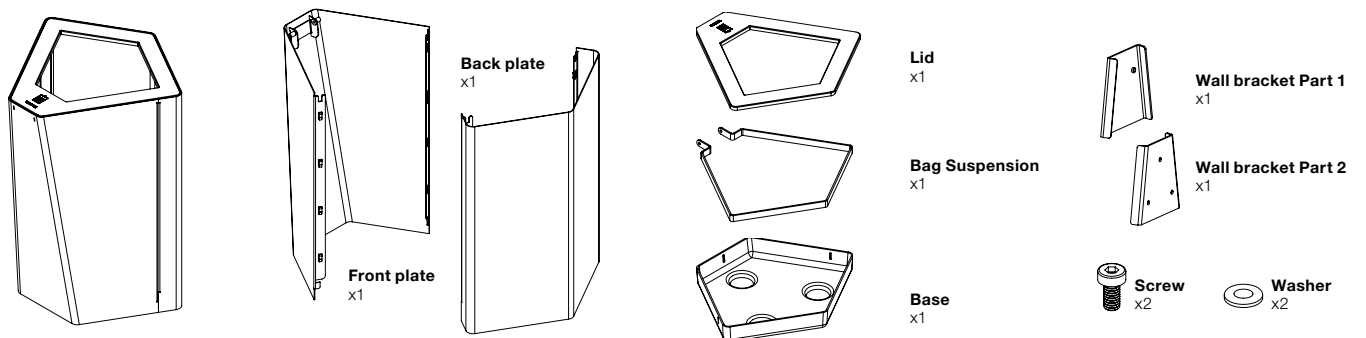
Name	Anthracite	White	Olive	EURO
Kite mini lid Paper	882215	882211	882221	98
Kite mini lid Organic	882216	882212	882222	98
Kite mini lid Waste	882217	882213	882223	98
Kite mini lid PET/Cans	882218	882214	882224	98
Kite mini lid Metal	882245	882244	882226	98
Kite mini lid Plastic	882248	882247	882227	98

Please note that there are shade differences between frames in olive and lids in olive grey.



Contact TreCe if you want other symbols or text in other languages.

Kite mini Assembly instruction



Kite Mini Floor: The wall brackets (part 1 and 2) are not included.

Kite Mini Wall: Wall Brackets are included. The frame is prepared with holes for installation, right or left hung.

Frame: Powder-coated steel plate.
Lid: 1.5 mm powder-coated steel.

Hold Recycling

TreCe, together with Tengbom architects, have developed the recycling bin Hold. A collaboration that started with Tengbom seeing a need for a different and functional recycling bin that could meet the needs of smaller spaces. Conference rooms, hotel rooms, smaller meeting rooms, etc. TreCe was contacted and the result was Hold.

A small and functional bin available in 11 RAL colours. 7 different lids with different profiles and text for easy sorting. For Hold there is also a wall bracket to attach Hold on the wall. Adapted bag holder and containers in recycled plastic. Suitable containers are included when ordering lids. Hold holds in total 20 L.

Sustainability & Material

- Frame in powder coated steel plate made in Sweden and consists of 20% recycled materials.
- The steel plate is 100% recyclable.
- The powder coating is a good environmental choice as no solvents are used.
- Container bin in 100% recycled plastic.
- The container bins are dishwasher safe.



How to order Hold:

<p>1.</p> <p>Floor Wall</p>	<p>2.</p>
<p>Choose frame (floor or wall) and colour. (Holds approx. 20L)</p>	<p>Choose lid and colour. (There are 7 different lids to choose from. Suitable containers are included when ordering lids.)</p>

Hold Floor

Width 365 mm, Height 300 mm, Depth 245 mm

Colour	Art no.	EURO
PRICE CATEGORY 1		
RAL 9010 White	470103	174
RAL 7032 Warm grey	470114	174
RAL 7016 Anthracite	470104	174
PRICE CATEGORY 2		
RAL 5023 Brilliant blue	470119	185
RAL 1013 Pearl white	470113	185
RAL 6013 Olive	470115	185
RAL 6020 Forest green	470106	185
RAL 8014 Chocolate	470116	185
RAL 1017 Saffron	470118	185
RAL 3014 Old pink	470117	185
RAL 3005 Wine red	470110	185

Hold Wall incl. wall mount

Width 365 mm, Height 300 mm, Depth 245 mm

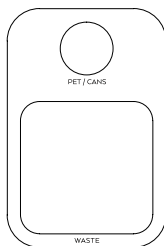
Colour	Art no.	EURO
PRICE CATEGORY 1		
RAL 9010 White	470203	175
RAL 7032 Warm grey	470214	175
RAL 7016 Anthracite	470204	175
PRICE CATEGORY 2		
RAL 5023 Brilliant blue	470219	185
RAL 1013 Pearl white	470213	185
RAL 6013 Olive	470215	185
RAL 6020 Forest green	470206	185
RAL 8014 Chocolate	470216	185
RAL 1017 Saffron	470218	185
RAL 3014 Old pink	470217	185
RAL 3005 Wine red	470210	185

Hold Colours



Frame: Powder-coated steel plate.
Lid: 1.5 mm powder-coated steel.

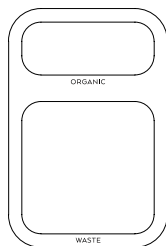
Hold Lid



**Lid 1 – PET/Cans round inlet
Waste large inlet**

Colour	Art no.	EURO
RAL 9010 White	471303	249
RAL 7032 Warm grey	471314	249
RAL 7016 Anthracite	471304	249
RAL 5023 Brilliant blue	471319	249
RAL 1013 Pearl white	471313	249
RAL 6013 Olive	471315	249
RAL 6020 Forest green	471306	249
RAL 8014 Chocolate	471316	249
RAL 1017 Saffron	471318	249
RAL 3014 Old pink	471317	249
RAL 3005 Wine red	471310	249

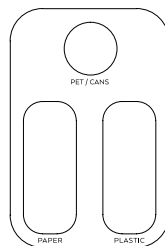
Containers included:
 1x Hold container small
 1x Hold container large



**Lid 2 – Organic small inlet
Waste large inlet**

Colour	Art no.	EURO
RAL 9010 White	471403	249
RAL 7032 Warm grey	471414	249
RAL 7016 Anthracite	471404	249
RAL 5023 Brilliant blue	471419	249
RAL 1013 Pearl white	471413	249
RAL 6013 Olive	471415	249
RAL 6020 Forest green	471406	249
RAL 8014 Chocolate	471416	249
RAL 1017 Saffron	471418	249
RAL 3014 Old pink	471417	249
RAL 3005 Wine red	471410	249

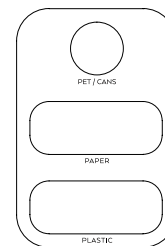
Containers included:
 1x Hold container small
 1x Hold container large



**Lid 3 – PET/Cans round inlet
Paper & Plastic small inlet**

Colour	Art no.	EURO
RAL 9010 White	471503	357
RAL 7032 Warm grey	471514	357
RAL 7016 Anthracite	471504	357
RAL 5023 Brilliant blue	471519	357
RAL 1013 Pearl white	471513	357
RAL 6013 Olive	471515	357
RAL 6020 Forest green	471506	357
RAL 8014 Chocolate	471516	357
RAL 1017 Saffron	471518	357
RAL 3014 Old pink	471517	357
RAL 3005 Wine red	471510	357

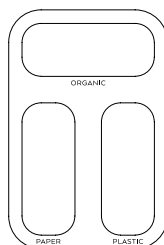
Containers included:
 3x Hold container small



**Lid 4 – PET/Cans round inlet
Paper & Plastic small inlet**

Colour	Art no.	EURO
RAL 9010 White	471603	357
RAL 7032 Warm grey	471614	357
RAL 7016 Anthracite	471604	357
RAL 5023 Brilliant blue	471619	357
RAL 1013 Pearl white	471613	357
RAL 6013 Olive	471615	357
RAL 6020 Forest green	471606	357
RAL 8014 Chocolate	471616	357
RAL 1017 Saffron	471618	357
RAL 3014 Old pink	471617	357
RAL 3005 Wine red	471610	357

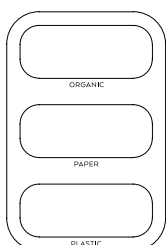
Containers included:
 3x Hold container small



**Lid 5 – Organic,
Paper & Plastic, small inlet**

Colour	Art no.	EURO
RAL 9010 White	471703	357
RAL 7032 Warm grey	471714	357
RAL 7016 Anthracite	471704	357
RAL 5023 Brilliant blue	471719	357
RAL 1013 Pearl white	471713	357
RAL 6013 Olive	471715	357
RAL 6020 Forest green	471706	357
RAL 8014 Chocolate	471716	357
RAL 1017 Saffron	471718	357
RAL 3014 Old pink	471717	357
RAL 3005 Wine red	471710	357


Containers included:
 3x Hold container small



**Lid 6 – Organic,
Paper & Plastic, small inlet**

Colour	Art no.	EURO
RAL 9010 White	471803	357
RAL 7032 Warm grey	471814	357
RAL 7016 Anthracite	471804	357
RAL 5023 Brilliant blue	471819	357
RAL 1013 Pearl white	471813	357
RAL 6013 Olive	471815	357
RAL 6020 Forest green	471806	357
RAL 8014 Chocolate	471816	357
RAL 1017 Saffron	471818	357
RAL 3014 Old pink	471817	357
RAL 3005 Wine red	471810	357


Containers included:
 3x Hold container small



**Lid 7 – No symbol
Large inlet**

Colour	Art no.	EURO
RAL 9010 White	471903	70
RAL 7032 Warm grey	471914	70
RAL 7016 Anthracite	471904	70
RAL 5023 Brilliant blue	471919	70
RAL 1013 Pearl white	471913	70
RAL 6013 Olive	471915	70
RAL 6020 Forest green	471906	70
RAL 8014 Chocolate	471916	70
RAL 1017 Saffron	471918	70
RAL 3014 Old pink	471917	70
RAL 3005 Wine red	471910	70

Containers included:
 1x Hold bag holder

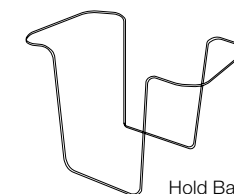


Container
large 14L

Container
small 7L

Accessories - Containers and bag holder are included but available as accessories.

Name	Art no.	EURO
Hold container small (7L)	471001	92
Hold container large (14L)	471002	92
Hold bag holder for Lid 7*	471010	42



Hold Bag holder

Contact TreCe if you want other symbols or text in other languages.

Frame: Powder-coated steel plate.
Lid: 1.5 mm powder-coated steel.

Hold mini

Recycling unit

Waste bin Hold mini – a baby brother to Hold

TreCe has together with Tengbom architects developed the recycling unit Hold. As part of this collaboration, Hold mini has seen the light of day.

Hold mini is reduced to a third of its big brother Hold. With only one fraction for sorting, and aims to function as a pure waste bin in conference rooms, hotel rooms, smaller meeting rooms etc. A small and functional bin with one type of inlet and a small container. Hold mini also has a wall bracket, which means that it can be placed on a wall. The bins container in 100% recycled plastic, a durable choice. Hold mini holds a total of 10L.

Sustainability and material


- Frame in powder coated steel plate made in Sweden and consists of 20% recycled materials.
- The steel plate is 100% recyclable.
- The powder coating is a good environmental choice as no solvents are used.
- Container bin in 100% recycled plastic.
- The container bin is dishwasher safe.

Hold mini Floor

Width 250 mm, Height 300 mm, Depth 135 mm

Colour	Art no.	EURO
PRICE CATEGORY 1		
RAL 9010 White	472003	132
RAL 7032 Warm grey	472014	132
RAL 7016 Anthracite	472004	132
PRICE CATEGORY 2		
RAL 5023 Brilliant blue	472019	135
RAL 1013 Pearl white	472013	135
RAL 6013 Olive	472015	135
RAL 6020 Forest green	472006	135
RAL 8014 Chocolate	472016	135
RAL 1017 Saffron	472018	135
RAL 3014 Old pink	472017	135
RAL 3005 Wine red	472010	135

Hold mini Colours



How to order Hold Mini:

1.	<p>Floor Wall</p>	2.	<p>Container 7L</p>
Choose frame (floor or wall) & colour. Holds 10L.		Hold mini can be ordered without lid. When ordering lid, container included.	

Hold mini Wall incl. wall mount

Width 250 mm, Height 300 mm, Depth 135 mm

Colour	Art no.	EURO
PRICE CATEGORY 1		
RAL 9010 White	472203	132
RAL 7032 Warm grey	472214	132
RAL 7016 Anthracite	470204	132
PRICE CATEGORY 2		
RAL 5023 Brilliant blue	472219	135
RAL 1013 Pearl white	472213	135
RAL 6013 Olive	472215	135
RAL 6020 Forest green	472206	135
RAL 8014 Chocolate	472216	135
RAL 1017 Saffron	472218	135
RAL 3014 Old pink	472217	135
RAL 3005 Wine red	472210	135

Frame: Powder-coated steel plate.

Lid: 1.5 mm powder-coated steel.



Hold mini Lid

Lid without symbol, large inlet

Colour	Art no.	EURO
PRICE CATEGORY 1		
RAL 9010 White	473903	107
RAL 7032 Warm grey	473914	107
RAL 7016 Anthracite	473904	107
PRICE CATEGORY 2		
RAL 5023 Brilliant blue	473919	108
RAL 1013 Pearl white	473913	108
RAL 6013 Olive	473915	108
RAL 6020 Forest green	473906	108
RAL 8014 Chocolate	473916	108
RAL 1017 Saffron	473918	108
RAL 3014 Old pink	473917	108
RAL 3005 Wine red	473910	108

Container

Name	Colour	Art no	EURO
Hold container small	Grey	471001	92
Volume 10L when using a garbage bag, 7L when using Hold container small			



Dimensions: Width x Height x Depth.

Bottom/Gable/Top: 22 mm lacquered MDF. **Door/Back:** 16 mm lacquered MDF.

Ridge Recycling

Ridge, with its special expression, becomes a different and expressive feature in the modern office. It gives the impression of an interior detail, not just a recycling station. Standing together Ridge creates a feeling of a city skyline. Details such as bevelled outer edges and a slight distance between the frame and top shows a feel of quality and detail.

A very stable construction that is built of 22 mm MDF and lacquered in 11 standard colours. The stainless steel ramp for easy access of a 140 litres waste bin is not only a practical detail, but also a part of the design that stands out. Ridge is also available in two heights, low and high. What distinguishes low and high is the slope of the upper frame. Both versions are easily emptied with the door's opens 135°. Ridge can be ordered with different recycling symbols depending on the purpose and waste.

- Integrated bag holder in stainless steel for sack is included in Ridge low/high Bag
- Door protection and loading ramp all in stainless steel
- Rubber mat included
- Adjustable feet
- Doors opens 135°



Så här beställer du Ridge

<p>1.</p> <p>Ridge High Ridge Low Containers 140L</p>	<p>2.</p>	<p>3.</p> <p>WASTE PLASTIC BOTTLES CANS METAL ORGANIC BOTTLES PAPER CARTON</p>
<p>Choose frame (High or Low) and colour (choose with bag holder or container.)</p>	<p>Choose door and colour</p>	<p>Choose symbol</p>



Ridge Frame Low (frame only, add door and symbol)

Width 600 mm, Height 1397 mm, Depth 650 mm

Name	NCS S0502-Y White	NCS RAL 7032 Warm Grey	NCS RAL 7016 Anthracite	NCS RAL 5023 Brilliant blue	NCS RAL 1013 Pearl white	NCS RAL 6013 Olive	NCS RAL 6020 Forest green	NCS RAL 8014 Chocolate	NCS RAL 1017 Saffron	NCS RAL 3014 Old pink	NCS RAL 3005 Wine red	EURO
Ridge Low bag	490103	490114	490104	490119	490113	490115	490106	490116	490118	490117	490110	2452
Ridge Low container	490123	490134	490124	490139	490133	490135	490126	490136	490138	490137	490130	2138

Ridge Frame High (frame only, add door and symbol)

Width 600 mm, Height 1521 mm, Depth 650 mm

Name	NCS S0502-Y White	NCS RAL 7032 Warm Grey	NCS RAL 7016 Anthracite	NCS RAL 5023 Brilliant blue	NCS RAL 1013 Pearl white	NCS RAL 6013 Olive	NCS RAL 6020 Forest green	NCS RAL 8014 Chocolate	NCS RAL 1017 Saffron	NCS RAL 3014 Old pink	NCS RAL 3005 Wine red	EURO
Ridge High bag	490203	490214	490204	490219	490213	490215	490206	490216	490218	490217	490210	2519
Ridge High container	490223	490234	490224	490239	490233	490235	490226	490236	490238	490237	490230	2207


Dimensions: Width x Height x Depth.
Bottom/Gable/Top: 22 mm lacquered MDF. **Door/Back:** 16 mm lacquered MDF.

Ridge Colours

Ramp in stainless steel.



Ridge Info



Ridge Door – fits both Ridge Low and High

Name	NCS S0502-Y White	NCS S1502-G Warm Grey	NCS RAL 7016 Anthracite	NCS RAL 5023 Brilliant blue	NCS RAL 1013 Pearl white	NCS RAL 6013 Olive	NCS RAL 6020 Forest green	NCS RAL 8014 Chocolate	NCS RAL 1017 Saffron	NCS RAL 3014 Old pink	NCS RAL 3005 Wine red	EURO
Ridge door	490403	490414	490404	490419	490413	490415	490406	490416	490418	490417	490410	234

Ridge Symbol

Colour	WASTE	PLASTIC	BOTTLES CANS	BOTTLES	CARTON	METAL	PAPER	ORGANIC	EURO
White	490501	490502	490503	490504	490505	490506	490508	490509	47
Anthracite	490511	490512	490513	490514	490515	490516	490518	490519	47

Contact TreCe if you want other symbols or text in other languages.

Container/Bag holder

Fits Ridge low/high container

Ridge low/high bag includes an Integrated bag holder in stainless steel for sack. Ridge low/high container can be supplemented with container or bag holder on wheel.

Name	Art no.	EURO
Container 140 l	820941	243
Bag holder 125-160 l	820914	278

Dimensions: Width x Height (incl. plinth). x Depth. **Frame and front:** 16 mm. **Plinth:** 143 mm. All doors are right-hung as standard.

Space Storage

Space storage and modules provide space for personal and public storage. Flexible modules designed for personal storage in offices and in public environments. Space is easy to fit in thanks to its uniform and well-thought-out design. The well-crafted details such as doors in a comprehensive design create a seamless and stylish feeling. This is also reflected in the fact that Space is a sustainable choice as it is approved according to Möbelfakta, consists of sustainable materials, manufactured with social responsibility and quality tested at RISE.

The modules in the Space series are created to fit together, so you can let your imagination flow freely when you build your unique solution. Choose between three heights on the frame and four different heights on doors. Frames in standard white or lacquered in any NCS colour. Doors in lacquered MDF, optional NCS colour, which has a comprehensive design. There are also twelve ready-made modules to choose from. Discover the entire series within Space, which consists of storage cabinets, storage lockers, benches, seating modules, shoe shelves, drawers, wardrobes and modules with recessed electricity.

Locks and closing

We offer different types of locks and closings for doors, such as electronic RFID locks, code locks, cabinet locks, padlock fittings and push-to-open. For network-based locks, contact TreCe for individual advice.

Accessories

For Space storage lockers/units there are accessories such as removable shelves, clothes rail, mirror, hook, carpet, cork box Stuff and Office products. Integrated electricity for charging computers/mobile phones is also available as an option.

Customisation

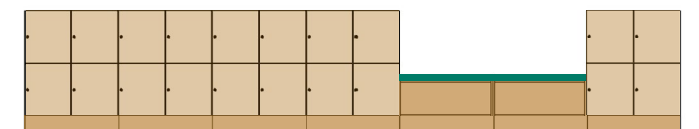

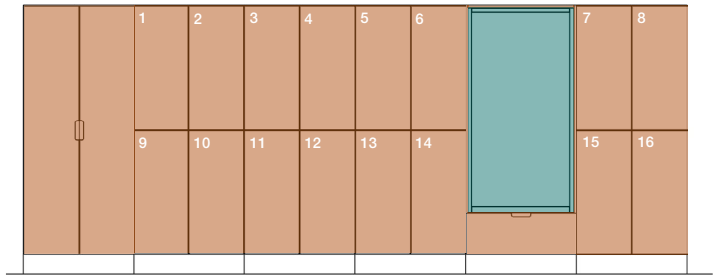
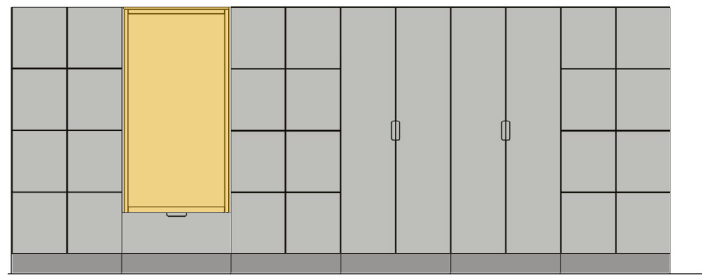
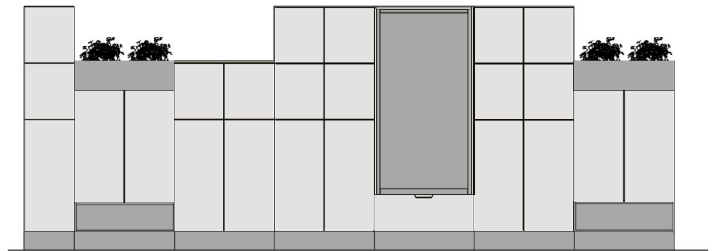
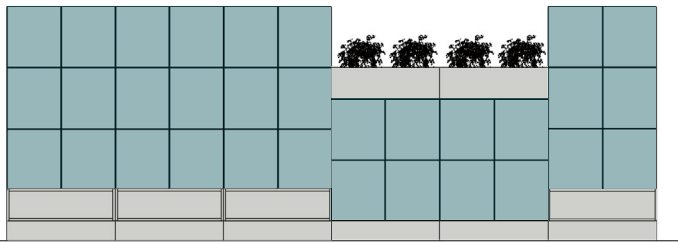
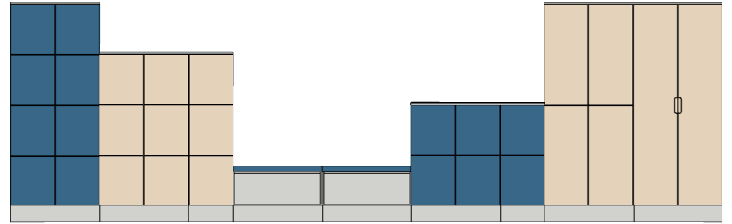
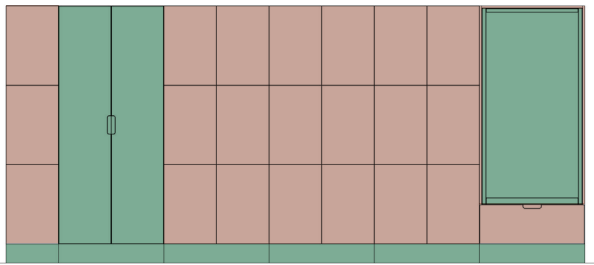
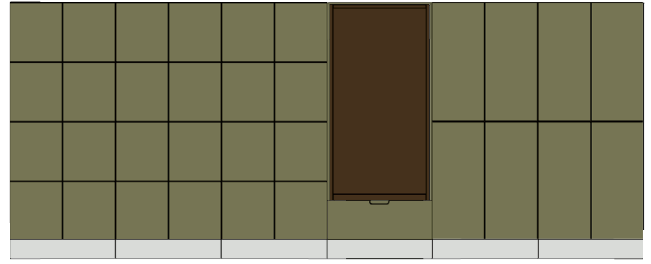
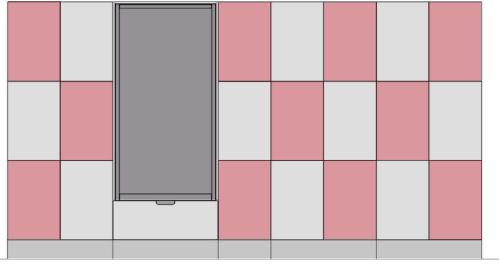
If you want to put your own touch on furniture, Space can be customised in both materials and dimensions. Contact TreCe for advice and a quote.

Specifications →





Dimensions: Width x Height (incl. plinth). x Depth. **Frame and front:** 16 mm. **Plinth:** 143 mm. All doors are right-hung as standard.

Space Combinations




Dimensions: Width x Height (incl. plinth). x Depth. **Frame and front:** 16 mm. **Plinth:** 143 mm. All doors are right-hung as standard.

Reference images of both standard and customised Space



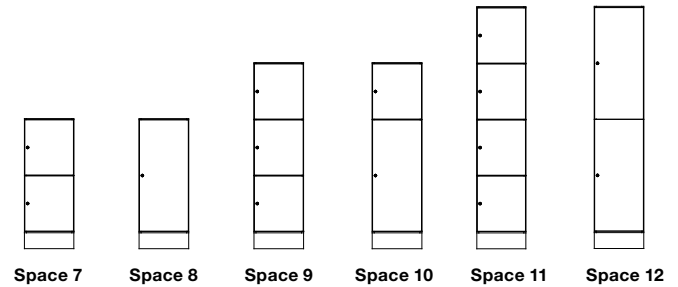
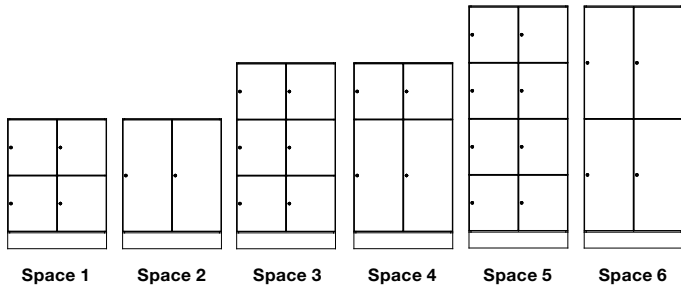
Dimensions: Width x Height (incl. plinth). x Depth. **Frame and front:** 16 mm. **Plinth:** 143 mm. All doors are right-hung as standard.

Reference images of both standard and customised Space



Dimensions: Width x Height (incl. plinth). x Depth. **Frame and front:** 16 mm. **Plinth:** 143 mm. All doors are right-hung as standard.

Space personal storage



Finished modules – model double including cabinet locks

Inside dimensions/locker: Space door/locker low 363x424x454 mm.

Inside dimensions/locker: Space door/locker high 363x864x454 mm.

Cabinet locks included in the finished modules, incl. 2 keys.

Frame, plinth and divider in white MFC laminate, 16 mm with 0,8 mm straight ABS-lipping.

Fronts in 16 mm MDF, NCS S 0500-N, white.

Name, finished modules	Size	White	EURO
Space 1 double low, 4 door low	790x1039x470	208111	1164
Space 2 double low, 2 door high	790x1039x470	208112	891
Space 3 double middle, 6 door low	790x1487x470	208113	1442
Space 4 double middle, 2 door low + 2 door high	790x1487x470	208114	1206
Space 5 double high, 8 door low	790x1936x470	208115	1889
Space 6 double high, 4 door high	790x1936x470	208116	1369

Finished modules – model single including cabinet lock

Inside dimensions/locker: Space door/locker low 363x424x454 mm.

Inside dimensions/locker: Space door/locker high 363x864x454 mm.

Cabinet locks included in the finished modules, incl. 2 keys.

Frame, plinth, back and divider in white MFC laminate, 16 mm with 0,8 mm straight ABS-lipping.

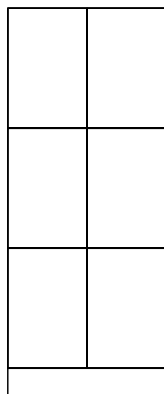
Fronts in 16 mm MDF, NCS S 0500-N, white.

Name, finished modules	Size	White	EURO
Space 7 single low, 2 door low	395x1039x470	208117	763
Space 8 single low, 1 door high	395x1039x470	208118	628
Space 9 single middle, 3 door low	395x1487x470	208119	963
Space 10 single middle, 1 door low+1 door high	395x1487x470	208120	820
Space 11 single high, 4 door low	395x1936x470	208121	1132
Space 12 single high, 2 door high	395x1936x470	208122	873

Internal dimensions/locker, Space door middle: W363xH573xD454 mm.



Space 13
Space frame single high/3 with fixed shelves and Space door middle.



Space 14
Space frame double high/3 with fixed shelves and Space door middle.

Space personal storage has been expanded by an additional door height, which we have chosen to name “middle”. This door size only fits Space frame high/3, which like the other units is available in a single and double version. Space door middle is available with several different lock types and can be fitted with a letterbox. Internal dimensions/locker: Space door middle: W363xH573xD454 mm.

Dimensions: Width x Height (incl. plinth). x Depth. **Frame and front:** 16 mm. **Plinth:** 143 mm. All doors are right-hung as standard.

Frames double single with divider

Name	Size	White	EURO	NCS	EURO
Space Frame single low	395x1039x470	201108	487	201118	752
Space Frame single middle	395x1487x470	201109	466	201119	882
Space Frame single high	395x1936x470	201110	482	201120	1006
Space Frame double low	790x1039x470	201111	541	201121	1040
Space Frame double middle	790x1487x470	201112	591	201122	1285
Space Frame double high	790x1936x470	201113	647	201123	1505
Space frame single high/3*	395x1936x470	201124	487	201125	1015
Space frame double high/3*	790x1936x470	201126	652	201127	1518

White: MFC laminate. **NCS:** Lacquer any NCS.

Clothes rail included in Space frame wardrobe, double doors ordered separately. Klädstång ingår i klädsåp, pardörrar tillkommer.

* Module adapted for Space door middle, 3 doors in height. Suitable for Space 13 and 14.

Shelves

Name	Size	White	EURO	NCS	EURO
Space shelf single fixed between lockers	363x16x451	205009	27	205019	57
Space shelf single movable*	363x16x385	205010	24	205020	48
Space shelf double fixed between lockers	371x16x451	205011	27	205021	57
Space shelf double movable*	371x16x385	205012	24	205022	48

White: MFC laminate. **NCS:** Lacquer any NCS.

* Drawn front.



Doors wardrobes

Name	Size	NCS	EURO
Space door wardrobe low, cabinet lock	393x1342x16	204061	212
Space door wardrobe low, RFID excl. lock*	393x1342x16	204062	163
Space door wardrobe low, cabinet lock +mail	393x1342x16	204063	328
Space door wardrobe low, padlock fitting*	393x1342x16	204064	228
Space door wardrobe low, RFID excl. lock +mail*	393x1342x16	204065	299
Space door wardrobe low, push open	393x1342x16	204066	195
Space door wardrobe high, cabinet lock	393x1790x16	204051	259
Space door wardrobe high, RFID excl. lock*	393x1790x16	204052	211
Space door wardrobe high, padlock fitting**	393x1790x16	204054	275
Space door wardrobe high, push open	393x1790x16	204056	242

NCS: Lacquered MDF, any NCS

Detail images of locks see page 9.

** Padlocks and RFID locks are ordered separately Contact TreCe.

*** Inlet: W:270 x H:125 mm. Cover plate inside door, lacquered in RAL 9016 white.

Contact TreCe if you want numbering on doors.

Doors

Inside dimensions/locker, Space door/locker low: W363xH424xD454 mm.

Inside dimensions/locker, Space door/locker middle: W363xH573xD454 mm.

Inside dimensions/locker, Space door/locker high: W363xH864xD454 mm.

Name	Size	NCS	EURO
Space door low, cabinet lock	393x446x16	202121	146
Space door low, RFID*	393x446x16	202122	97
Space door low, lock+mail	393x446x16	202123	261
Space door low, padlock fitting*	393x446x16	202124	161
Space door low, RFID+mail*	393x446x16	202125	232
Space door low, push open	393x446x16	202126	128
Space door high, cabinet lock	393x595x16	202141	167
Space door high, RFID*	393x595x16	202142	123
Space door high, lock+mail	393x595x16	202143	262
Space door high, padlock fitting*	393x595x16	202144	180
Space door high, RFID+mail*	393x595x16	202145	248
Space door high, push open	393x595x16	202146	140
Space door high, cabinet lock	393x894x16	203121	179
Space door high, RFID excl. lock**	393x894x16	203122	130
Space door high, cabinet lock + mail	393x894x16	203123	295
Space door high, padlock fitting**	393x894x16	203124	195
Space door high, RFID excl. lock+mail**	393x894x16	203125	266
Space door high, push open	393x894x16	203126	162
Space door high, with inlet***	392x894x16	203129	196

NCS: Lacquered MDF, any NCS
Detail images of locks see page 9.

** Padlocks and RFID locks are ordered separately Contact TreCe.

*** Inlet: W:270 x H:125 mm.

Cover plate inside door, lacquered in RAL 9016 white.

Contact TreCe if you want numbering on doors.




Mailbox in metal is powder coated as standard, RAL 9016 white. It can be painted in any RAL colour at an additional cost.

Drawer/Hatch

Name	Size	NCS	EURO
Space drawer, 100% expansion, 35 kg, RFID* (with high sides)	392x446x450	208060	322
Space drawer, 100% expansion, 35 kg, RFID* (with low sides)	392x446x450	208061	267

NCS: Lacquered MDF, any NCS.

* RFID locks will be added separately.



Space drawer, high sides.

Dimensions: Width x Height (incl. plinth). x Depth. **Frame and front:** 16 mm. **Plinth:** 143 mm. All doors are right-hung as standard.

Shared storage

Name	Size	White	EURO	NCS	EURO
Space frame wardrobe Clothes rail included	790x1936x470	204110	583	204120	1277
Space double door wardrobe*	786x1790x16			204140	514
Space shelf wardrobe, fixed	755x19x455	205031	88	205041	145

* With milled-in handles. Are as standard powder coated, white. It can be painted in any RAL colour at an additional cost.

White: MFC laminate **NCS:** Lacquer any NCS.

Open shelf/bench



Name	Size	NCS	EURO
Space open shelf/bench, single	395x298x487	208092	401
Space open shelf/bench, double	790x298x487	208091	507
Space shelf movable, single	363x16x469	205052	67
Space shelf movable, double	758x16x469	205051	108

Aligned with fronts. **NCS:** Lacquered MDF, any NCS
Seat height 441 mm, incl. plinth.

Cushions and fabric are ordered separately, contact TreCe.

Shoe shelf



Name	Size	NCS	EURO
Space open shoe shelf, single	395x232x487	207092	401
Space open shoe shelf, double	790x232x487	207091	503

Aligned with fronts.

NCS: Lacquered MDF, any NCS.

Carpets, see accessories page 108.

Plinth

Name	Size	White	EURO	NCS	EURO
Space plinth, single	395x143x430	208072	86	208082	166
Space plinth, double	790x143x430	208071	92	208081	172

White: MFC laminate. **NCS:** Lacquer any NCS.

Storage box open/Flower box

Name	Size	Art no.	EURO
Space storage box open single	395x232x487	209093	333
Space storage box open double	790x232x487	209091	445
Space storage box open single, back to back	395x232x976	209092	445
Plastic box 19L, for plants	446x190x354	209099	95

Aligned with fronts. **NCS:** Lacquered MDF, any NCS.

The unit is not water resistant.

Plastic box: Fits two in Space box open/flower box.



Space seating module


Name	Size	White	EURO	NCS	EURO
Space seating module with flap doordownward opening, milled handle, gas springs	790x1936x470	214130	1235	214140	1986
Space seating module with drawer 100% extension, 35kg, push open fittings (high side railing)	790x1936x470	214131	1440	214141	2206

NCS: Lacquered MDF optional NCS.

Seat height 441 mm. Cushions and fabric are additional, contact TreCe.



Space seating module flap door



Flap door

Drawer - Wardrobe/seat module

NEW!

Name	Size	NCS	EURO
Space drawer wardrobe, w. railing 100%, push open (alternative to Flap door)	788x296x16	204072	422
Space wardrobe drawer, high side 100%, push open (alternative to Flap door)	788x296x16	204073	483

NCS: Lacquered MDF optional NCS.

* RFID lock is additional, ordered separately.



Plastic box: Fits two in Space box open/flower box.



Space drawer wardrobe, w. railing 100%, push open

Dimensions: Width x Height (incl. plinth). x Depth. **Frame and front:** 16 mm. **Plinth:** 143 mm. All doors are right-hung as standard. **Inside dimensions/locker:** Space door/locker low: W363xH424xD454 mm. **Inside dimensions/locker:** Space door/locker middle: W363xH573xD454mm.

Inside dimensions/locker: Space door/locker high: W363xH864xD454 mm. NCS refers to product lacquered in one optional NCS colour.



Top cover

Name	Size	Thickness	NCS	EURO
Space top cover panel single	490	16	207021	128
When placing modules back to back				
Space top cover panel double	980	16	207022	227

NCS: Lacquered MDF, any NCS.

Cover panels

Name	Size	NCS	EURO
<i>For frames personal storage</i>			
Space cover panel single, low	490x1039x16	206021	128
Space cover panel single, middle	490x1487x16	206022	155
Space cover panel single, high	490x1936x16	206023	215
<i>When placed back to back</i>			
Space cover panel double, low	980x1039x16	206521	217
Space cover panel double, middle	980x1487x16	206522	308
Space cover panel double, high	980x1936x16	206523	404

NCS: Lacquered MDF, any NCS.

Leg stand




Name	Colour	Size	Art no.	EURO
Space double leg stand	RAL 9010	789x143x469	209101	489
Space double leg stand	RAL 7032	789x143x469	209102	489
Space double leg stand	RAL 7016	789x143x469	209103	489
Space double leg stand	RAL 5023	789x143x469	209104	489
Space double leg stand	RAL 1013	789x143x469	209105	489
Space double leg stand	RAL 6013	789x143x469	209106	489
Space double leg stand	RAL 6020	789x143x469	209107	489
Space double leg stand	RAL 8014	789x143x469	209108	489
Space double leg stand	RAL 1017	789x143x469	209109	489
Space double leg stand	RAL 3014	789x143x469	209110	489
Space double leg stand	RAL 3005	789x143x469	209111	489
Space triple leg stand	RAL 9010	1184x143x469	209121	576
Space triple leg stand	RAL 7032	1184x143x469	209122	576
Space triple leg stand	RAL 7016	1184x143x469	209123	576
Space triple leg stand	RAL 5023	1184x143x469	209124	576
Space triple leg stand	RAL 1013	1184x143x469	209125	576
Space triple leg stand	RAL 6013	1184x143x469	209126	576
Space triple leg stand	RAL 6020	1184x143x469	209127	576
Space triple leg stand	RAL 8014	1184x143x469	209128	576
Space triple leg stand	RAL 1017	1184x143x469	209129	576
Space triple leg stand	RAL 3014	1184x143x469	209130	576
Space triple leg stand	RAL 3005	1184x143x469	209131	576

Space double leg stand: Steel leg stand with adjustable feet, 4 legs. Fits Space double frame. Delivered not fitted to cabinet, leg stand must be adjusted in height before cabinet is lifted on.

Space triple leg stand: Steel leg stand with adjustable feet, 5 legs (1 support leg in the middle). Fits 1x Space double frame + 1x Space single frame. Delivered not fitted to cabinet, leg stand must be adjusted in height before cabinet is lifted on.

Colours

RAL 9010 White	RAL 7032 Warm grey	RAL 7016 Anthracite	RAL 5023 Brilliant blue	RAL 1013 Pearl White	RAL 6013 Olive
RAL 6020 Forest green	RAL 8014 Chocolate	RAL 1017 Saffron	RAL 3014 Old Pink	RAL 3005 Wine red	



Dimensions: Width x Height (incl. plinth). x Depth. **Frame and front:** 16 mm. **Plinth:** 143 mm. All doors are right-hung as standard.
NCS refers to product lacquered in one optional NCS colour.

Master key

Name	Lock type	Art no.	EURO
Master key	Cabinet locks	840913	34



Padlock fittings, excluding padlocks.



Cabinet lock incl. 2 keys as standard.



RFID-locks EM or Mifare.



Code lock, mechanical, for personal use only.

Accessories

Name	Material	Size	Art no.	EURO
Space shelf insert <i>Turnable shelf is mounted on the right or left side of the cabinet. Are as standard powder coated, RAL 9010 white. It can be painted in any RAL colour at an additional cost.</i>	White metal	185x341x290	209040	44
Mirror		230x400	840912	86
Space single clothes rail	Aluminium	356	209009	28
Space double clothes rail	Aluminium	371	209010	28
Hook, for clothes rail	Alu look		830006	26
Anchor hook, fixed above panel	Alu look		830899	39
Stuff cork box	Cork	90x44x347	890101	27
Stuff shelf cork box	White aluminium	97x80x350	890201	83
Space single carpet	Black rubber	362x454	209026	63
Space single carpet shoe shelf	Black rubber	363x475	209023	63
Space single carpet open drawer	Black rubber	363x944	209025	85
Space double carpet	Black rubber	370x454	209027	63
Space double carpet wardrobe	Black rubber	757x454	209028	105
Space double carpet shoe shelf	Black rubber	758x475	209022	105
Space double carpet open drawer	Black rubber	773x455	209024	105



Anchor hook



Clothes rail

Alternative locks, addition

Name	Info
Code lock (mechanical)	For personal storage
Code lock (digital)	Available for both personal storage and public storage.
RFID-lock	For personal/public storage



Digital code lock, black, for private or public use.



Digital code lock, silver, for private or public use.

* Contact TreCe for proximity based locks and locks as above.



Space shelf insert and black rubber mat



Anchor hook



Clothes rail



Mirror



Stuff cork box and shelf keep smaller items organised.

Dimensions: Width x Height (incl. plinth). x Depth. **Frame and front:** 16 mm. **Plinth:** 143 mm. All doors are right-hung as standard.



Space with integrated electricity

Space can be supplemented with power strips in Aluminium for electricity. USB port with 2 sockets can also be mounted in the rail.

Accessories

Power cable with connection, extension cable and quick connectors/T-connection (max. 300 watts/socket).
Frames prepared for electrical duct and power strip.
Contact TreCe for details and prices.

Example 16 frames with electrical outlets

Lacquered in any NCS colour

Art no.

Space frame double high, electric (x2)	205523
Space shelf double high, fixed (x12)	205121
Space door low, cabinet lock (x16)	202121
Space socket strip, 4 sockets (x4)	208052
Space power cable with connector (x2)	208040
Space splicing cable, quick connectors (3 pcs)	208041
Space T-coupling, quick (4 pcs)	208042

•	•	•	•
•	•	•	•
•	•	•	•
•	•	•	•

Dimensions: Width x Height (incl. plinth). x Depth. **Frame and front:** 16 mm. **Plinth:** 143 mm. All doors are right-hung as standard.

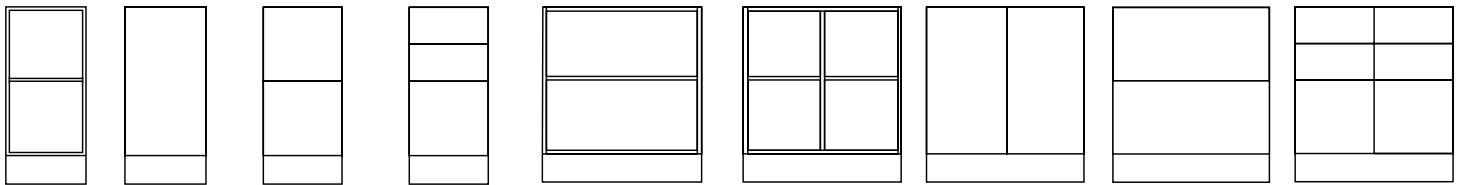


Space common storage, recycling counters

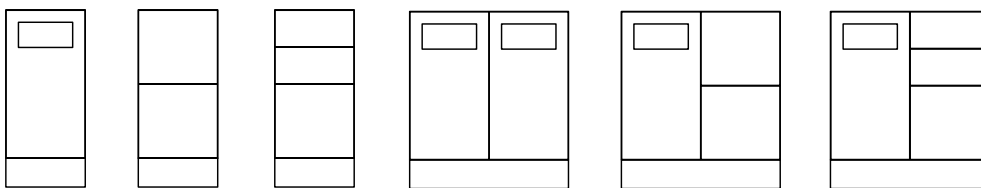
Space is now also available as a storage series with working height counters, in height 882 mm. Frames in single and double modules that can be freely combined with shelves, doors, partition panels and drawers in several variants.

The Space storage series also has its own recycling units.

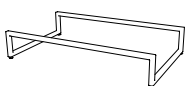
Choose freely from one of the ready-made modules or put together your own version. Suitable bag holder is available as an accessory. Inlets are also available in the top cover at an additional cost. Ready-made modules with a front inlet have a pull-out bag holder inside the door, recommended waste bags 85-125 L. The fronts are seamless with push open fittings.



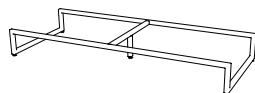
- Space** frame counter single
1x Shelf single
- Space** frame counter single
1x Shelf single
1x Door single
- Space** frame counter single
2x Drawer High single
- Space** frame counter single
2x Drawer Low single
1x Drawer High single
- Space** frame counter double
1x Shelf double
- Space** frame counter double
1x Partition panel
2x Shelf single
- Space** frame counter double
1x Shelf double
1x Pair door double
- Space** frame counter double
2x Drawer High double
- Space** frame counter double
1x Partition panel
4x Drawer Low single
2x Drawer High single



- MDS**
395x882x470
- MDS/2L**
395x882x470
- MDS/3L**
395x882x470
- MDD**
790x882x470
- MDD/2L**
790x882x470
- MDD/3L**
790x882x470



Space Space double leg stand
789x143x469




Space triple leg stand
1184x143x469

Plinths can be replaced with leg stands available in two sizes, double and triple. Choose from our 11 standard colours.

Dimensions: Width x Height (incl. plinth). x Depth. **Frame and front:** 16 mm. **Plinth:** 143 mm. All doors are right-hung as standard.
NCS refers to product lacquered in one optional NCS colour.

Frames



Frame counter single Frame counter double

Name	Size	White	EURO	NCS	EURO
Space frame counter single	395x882x470	201128	440	201129	751
Space frame counter double	790x882x470	201130	470	201131	918

White: Direct laminate | **NCS:** Lacquered MDF, any NCS.

Partition panel

Name	Size	White	EURO	NCS	EURO
Space double partition panel counter	16x704	201140	47	201141	92

White: Direct laminate | **NCS:** Lacquered MDF, any NCS.

Shelves

Name	Size	White	EURO	NCS	EURO
Space single shelf counter	363x16x451	201150	28	201151	57
Space double shelf counter*	758x19x451	201152	93	201153	145
Space double shelf disk, divider		201154	28	201155	57

* Lamellar core

White: Direct laminate | **NCS:** Lacquered MDF, any NCS.

Bag holder

Name	Colour	Size	Art no.	EURO
Space Bag holder	RAL 9001, white	355x412	209029	129

Recommended waste bags 85-125 L

Doors

Name	Size	NCS	EURO
Space door counter, push open	392x734x16	204001	138
Space door counter, with inlet*	392x734x16	204002	184
Space pair doors, push open	788x734x16	204003	276

The cover plate inside the metal door is powder coated as standard, RAL 9016 white. It can be painted in any RAL colour at an additional cost.

*Inlet: W:270 x H:125 mm

NCS: Lacquered MDF, any NCS.



Drawers

Name	Size	NCS	EURO
Space counter single drawer low	393x182x466	208066	291
Space counter single drawer high, with railing	393x366x466	208067	323
Space counter single drawer high, high sides	393x366x466	208068	384
Space counter double drawer low	788x182x466	208076	325
Space counter double drawer high, with railing	788x366x466	208077	357
Space counter double drawer high, high sides	788x366x466	208078	452

Drawers with 100% extension, max load weight 35 kg with push open fittings.

Inside dimensions drawer low: W325 x H127 x D420 mm

Inside dimensions drawer high: W325 x H311 x D420 mm.

NCS: Lacquered MDF, any NCS.

Cover panels

Name	Size	NCS	EURO
Space cover panel single, counter	490x882x16	206024	123
<i>When placing modules back to back</i>			
Space cover panel double, counter	980x882x16	206524	210

NCS: Lackad MDF, valfri NCS

Top cover

Name	Size	Thickness	NCS	EURO
Space top cover panel single	490	16	207021	128
<i>When placing modules back to back</i>				
Space top cover panel double	980	16	207022	227

NCS: Lacquered MDF, any NCS.

Top cover in compact laminate

Name	Colour	Depth	Thickness	Art no.	EURO/rm
Space top cover single	F2255 White	490	10	209140	435
Space top cover single	F2297 Anthracite	490	10	209141	435
Space top cover single	F5342 Olive grey	490	10	209142	435
<i>When placed back to back</i>					
Space top cover double	F2255 White	980	10	209143	869
Space top cover double	F2297 Anthracite	980	10	209144	869
Space top cover double	F5342 Olive grey	980	10	209145	869

Contact TreCe if you would like the top cover in another material.

Inlets for top cover, compact laminate

Name	Size	Art no.	EURO
Space top cover inlet square	220x220	209150	49
Space top cover inlet custom	Max. size 220 x 260	209151	*

* Contact TreCe for price.


Dimensions: Width x Height (incl. plinth). x Depth. **Frame and front:** 16 mm. **Plinth:** 143 mm. All doors are right-hung as standard.

Space recycling units finished modules

Hight: 882 mm



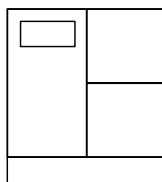
MDS/2L
395x882x470



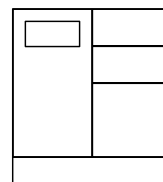
MDS/3L
395x882x470



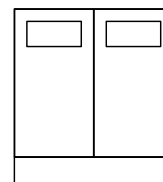
MDS
395x882x470



MDD/2L
790x882x470



MDD/3L
790x882x470



MDD
790x882x470

Name	Size	White	EURO
Space Recycling unit MDS/2L	395x882x470	200101	1086
Space Recycling unit MDS/3L	395x882x470	200102	1345
Space Recycling unit MDS*	395x882x470	200103	765

Name	Size	White	EURO
Space Recycling unit MDD/2L*	790x882x470	200111	1492
Space Recycling unit MDD/3L*	790x882x470	200112	1750
Space Recycling unit MDD*	790x882x470	200113	1171

Accessories

Name	Suits	Fits	Size	Art no.	EURO
Space single carpet		Black rubber	362x454	209026	63
Space double carpet		Black rubber	370x454	209027	63
Containers 21L	Box	265x275x375		820927	35

*Inlet: W:270 x H:125 mm.
Cover plate inside door, lacquered in RAL 9016.
Pull-out bag holder is included. Waste bags 85-125 L is recommended.

Drawers with 100% extension, max load weight 35 kg with push open fittings.
Inside dimensions drawer low: W325 x H127 x D420 mm
Inside dimensions drawer high: W325 x H311 x D420 mm.
White: Direct laminate

Space symbol, foiled, white or anthracite



WASTE



PLASTIC



BOTTLES
CANS



BOTTLES



CARTON



CLEAR GLASS



COLOURED GLASS



METAL



PAPER



ORGANIC

Colour	WASTE	PLASTIC	BOTTLES CANS	BOTTLES	CARTON	CLEAR GLASS	COLOURED GLASS	METAL	PAPER	ORGANIC	EURO
White	209160	209161	209162	209163	209164	209165	209166	209167	209168	209169	44
Anthracite	209170	209171	209172	209173	209174	209175	209176	209177	209178	209179	44

Please contact TreCe if you require other symbols or text in other languages.



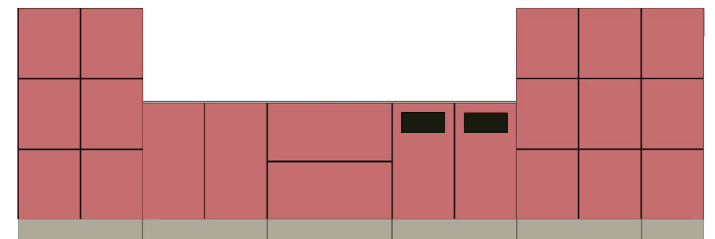
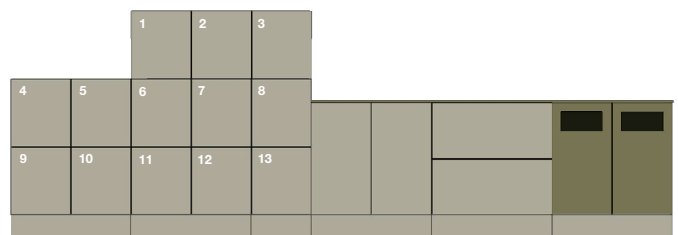
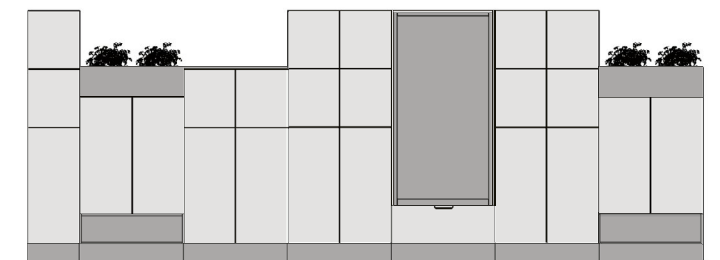
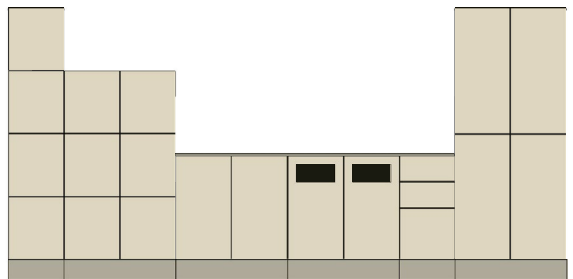
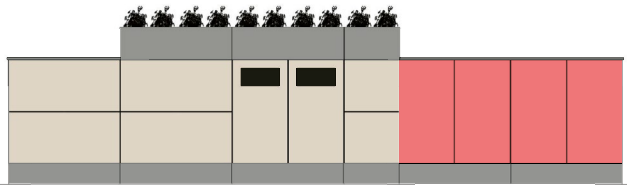
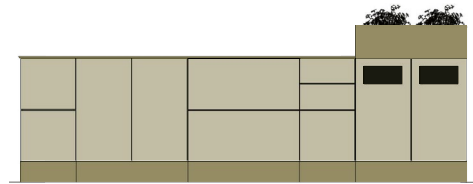
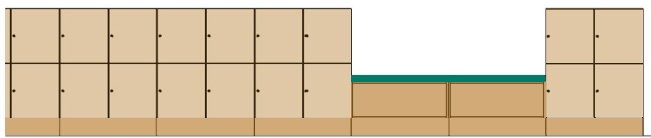
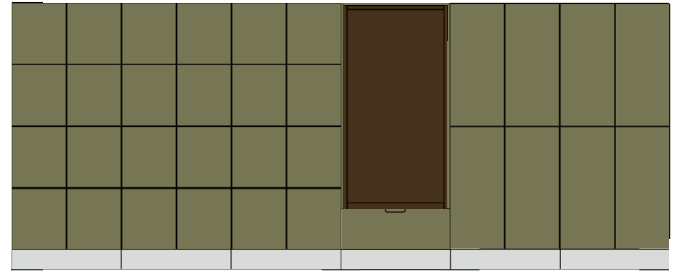
Combine your own storage with standard modules in white and any NCS colour.



The cover plate inside the metal door is powder coated as standard, RAL 9016 white. It can be painted in any RAL colour, at an additional cost.

Dimensions: Width x Height (incl. plinth). x Depth. **Frame and front:** 16 mm. **Plinth:** 143 mm. All doors are right-hung as standard.
 NCS refers to product lacquered in one optional NCS colour.

Space Combinations



Dimensions: Width x Height x Depth.

Office

Personal Storage

Office is a product family designed to meet the needs of the modern office. Smart solutions that focus on function and with a low environmental impact. Made from needled felt with 7% wool, 93% polyester, and with details in untreated leather.

Sustainability & Material

- The felt meets Oekotex 100, class I (Products for children up to 3 years)
- Untreated leather
- Free from prohibited azo dyes, carcinogenic and allergenic dyes, phthalates, formaldehyde, pesticides, heavy metals, certain chlorine and tin organics, biologically active products and flame retardants.



Office Bag

Available in two colours, anthracite and light grey. Made of needled felt with 7% wool and 93% polyester. Leather details.

- Several compartments.
- Business card holder in leather.
- Pen holder in leather.

Name	Size	Anthracite	Light grey	EURO
Office Bag	360x310x170	830808	830818	177

Dimensions: Width x Height x Depth.

Office Backpack, 15 litres

Needled felt with 7% wool, 93% polyester and leather details.

- Handle
- Magnetic closure with 2 positions, hidden in the lining
- Business card holder in leather
- Adjustable shoulder straps with details in leather
- Push buttons on the side for adjusting the depth
- Water resistant bottom
- Integrated rain cover hidden in the bottom with zipper.
- Holds 15L
- Laptop compartment
- Pen holder in leather for 3 pens
- Pocket for accessories



Name	Size	Anthracite	EURO
Office Backpack, 15 L	310x400x135	830500	305

Office Sleeve

Laptop case suitable for most laptop computers. Needled felt with 7% wool and 93% polyester. Leather details and top opening with velcro close.

Name	Fits	Size	Anthracite	Light grey	EURO
Office Sleeve S	13,3"	250x360	830700	830710	65
Office Sleeve M	13,3"-14,5"	280x400	830701	830711	72
Office Sleeve L	14,5"-15,6"	310x440	830720	830721	80



Office Pouch

Practical small bag in needled felt with 7% wool and 93% polyester, for cables, keys, USB-sticks etc. Zipper with details in untreated leather.

Name	Size	Anthracite	Light grey	EURO
Office Pouch	175x160x50	830600	830610	67



Accessories

Hanger, Office bag

Practical hanger that is easily attached to the table top. Folds together after use and easily stored in your pocket.

Name	Size	Art no.	EURO
Bag hanger, mobile	Ø 35 mm	830880	16



Dimensions: Width x Height x Depth. **Frame:** 19 mm. **Front:** 16 mm.

NCS refers to product lacquered in one optional NCS colour.

Mounting strip is included in all wall mounted products.


CombiLine

Lockers

Lockers for personal or public storage. Doors are available with different types of locks and closures. It is also possible to have doors with mail-inlets. The storage compartments are highly adaptable and fits in most spaces.

Frames and fronts are available in standard white or lacquered in any NCS colour. Choose between different heights of frame and doors. Standard widths: 310, 605 and 900 mm. Alternative locks can be ordered at additions, see page 77.

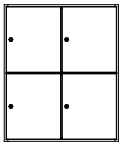
This storage series can be customised.



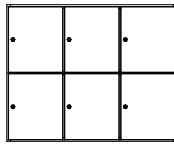
Two lockers FF60/10 combined with two wardrobes KLE60. Depth 370 mm. All with cabinet locks.

CombiLine Lockers Wall

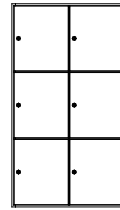
Size inside locker: 274x333x358 mm. **Locks** incl. 2 keys.



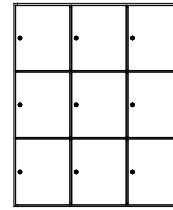
FFV60/4
605x723x370



FFV90/6
900x723x370



FFV60/6
605x1075x370



FFV90/9
900x1075x370

Height 723 mm, Depth 370 mm

Name	White EURO	NCS EURO	Beech	Birch	Oak EURO
FFV60/4	841242 858	849242L 1305	843242	845242	847242 *
FFV90/6	841243 1235	849243L 1874	843243	845243	847243 *

Height 1075 mm, Depth 370 mm

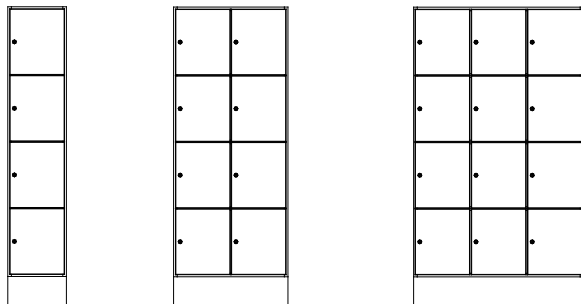
Name	White EURO	NCS EURO	Beech	Birch	Oak EURO
FFV60/6	841252 1180	849252L 1828	843252	845252	847252 *
FFV90/9	841253 1684	849253L 2613	843253	845253	847253 *

* Price via quote. Contact TreCe for more information.

Dimensions: Width x Height x Depth. **Frame:** 19 mm. **Front:** 16 mm. **Plinth:** 157 mm
NCS refers to product lacquered in one optional NCS colour.

CombiLine Lockers Floor

Size inside locker: 274x333x358 mm. **Locks** incl. 2 keys.



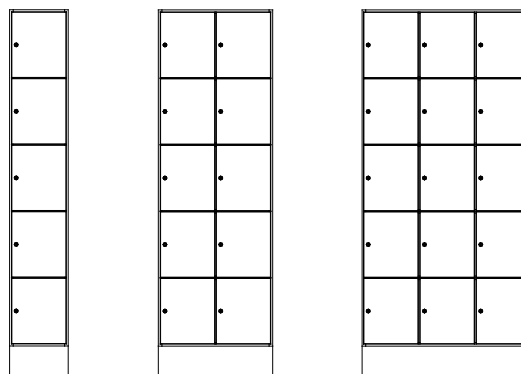
FF30/4
310x1584x370

FF60/8
605x1584x370

FF90/12
900x1584x370

Height 1584 mm, Depth 370 mm

Name	White	EURO	NCS	EURO	Beech	Birch	Oak	EURO
FF30/4	841231	937	849231L	1476	843231	845231	847231	*
FF60/8	841232	1558	849232L	2475	843232	845232	847232	*
FF90/12	841233	2208	849233L	3501	843233	845233	847233	*



FF30/5
310x1936x370

FF60/10
605x1936x370

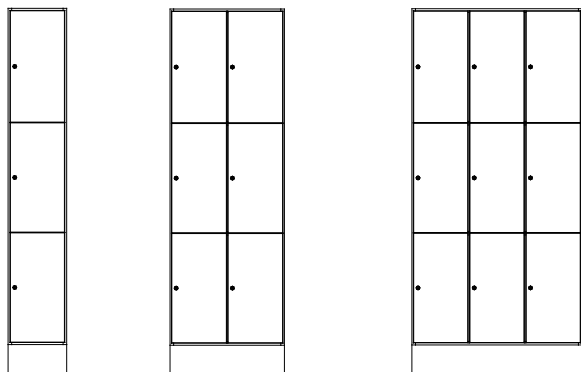
FF90/15
900x1936x370

Height 1936 mm, Depth 370 mm

Name	White	EURO	NCS	EURO	Beech	Birch	Oak	EURO
FF30/5	841221	1089	849221L	1742	843221	845221	847221	*
FF60/10	841222	1872	849222L	2992	843222	845222	847222	*
FF90/15	841223	2648	849223L	4231	843223	845223	847223	*

CombiLine Lockers Floor

Size inside locker: 274x567x558 mm. **Locks** incl. 2 keys.



FF30/3
310x1936x570

FF60/6
605x1936x570

FF90/9
900x1936x570

Height 1936 mm, Depth 570 mm

Name	White	EURO	NCS	EURO	Beech	Birch	Oak	EURO
FF30/3	841211	945	849211L	1781	843211	845211	847211	*
FF60/6	841212	1535	849212L	2909	843212	845212	847212	*
FF90/9	841213	2133	849213L	4060	843213	845213	847213	*

Accessories

Name	Fits	Size	Art no.	EURO
Mail shelf, acrylic		Depth 370 mm	810919	18
Mail inlet		Height 22 mm	840911	13
Stuff cork box		90x44x347	890101	27
Stuff shelf cork box		97x80x350	890201	83
Carpet, black, fine ribbed rubber	Depth 570	270x550x3	840950	62
Mirror, door		230x400	840912	86

Shelves

Width/Depth: 30/370 mm and 30/570 mm

Name	White	EURO	NCS	EURO	Beech	Birch	Oak	EURO
Shelves 30/370	841916	21	849916L	47	843916	845916	847916	*
Shelves 30/570	821913	27	829913L	60	823913	825913	827913	*

Master key

Name	Lock type	Art no.	EURO
Master key	Cabinet locks	840913	34

Alternative locks, addition

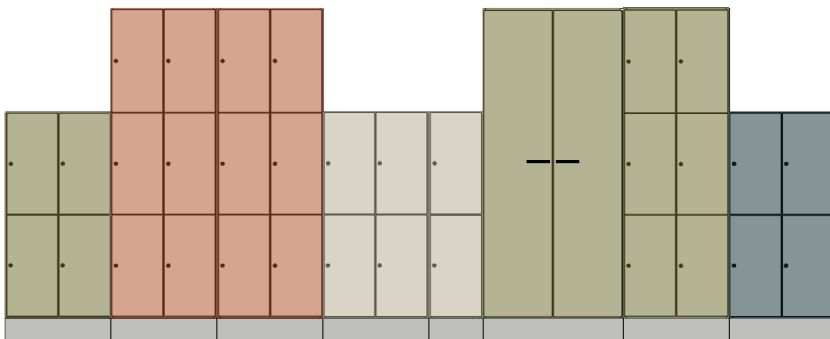
Name	Art no.	EURO	
Padlock fitting	Black (padlock not incl.)	830915	11
Combination lock	Black, for personal storage		*
RFID-lock	For personal/public storage		*
Coin lock			*

* Price via quote. Contact TreCe for more information.

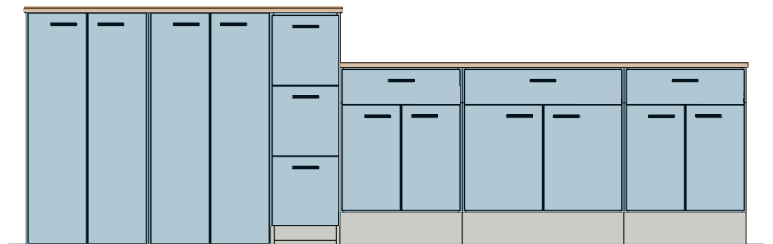
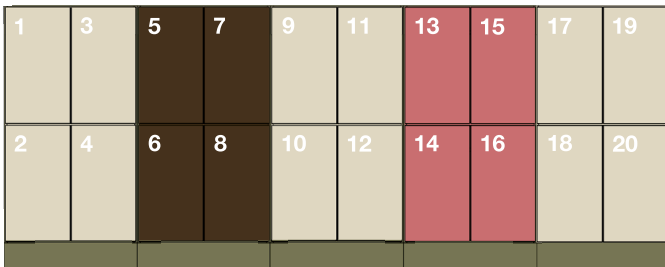


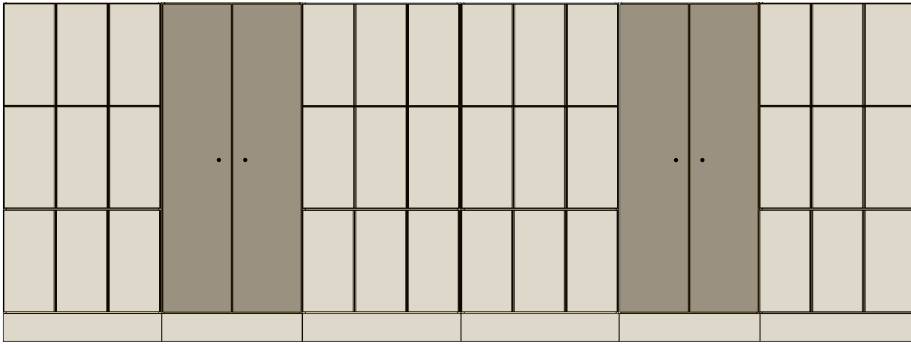
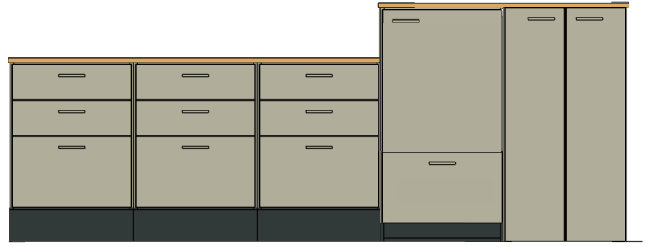
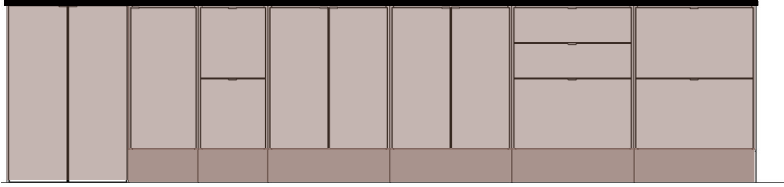
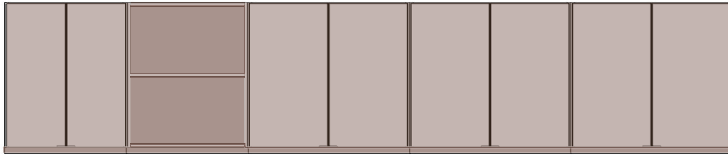
CombiLine combinations



Wine red NCS/RAL 3005 Old pink NCS/RAL 3014 Olive NCS/RAL 6013 Pearl White NCS/RAL 1013 Frame and plinth in white laminate.



CombiLine combinations



Dimensions: Width x Height x Depth (height incl. plinth). **Frame:** 19 mm. **Front:** 16 mm. **Plinth:** 157 mm.
NCS refers to product lacquered in one optional NCS colour.

CombiLine

Wardrobe

Space efficient lockable wardrobes designed to blend into the work environment. Clothes rail and hat rack always included as standard. Doors are available with different types of locks and closures.

Frames and fronts are available in standard white or lacquered in any NCS colour. Choose between different standard widths: 310, 605 and 900 mm.

This series can be customised. Clothes rail and hat rack are always included as standard. Master key for all locks can be ordered separately. Standard height: 1936 mm.

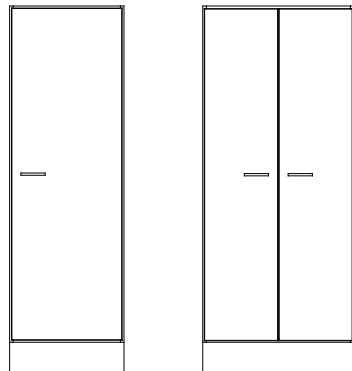
This storage series can be customised



Two lockers FF60/6 combined with two wardrobes KLD60, all with RFID-locks.

CombiLine Wardrobe Floor

Hat rack and clothes rail included.
Cabinet locks not included, available as accessory for KL60.



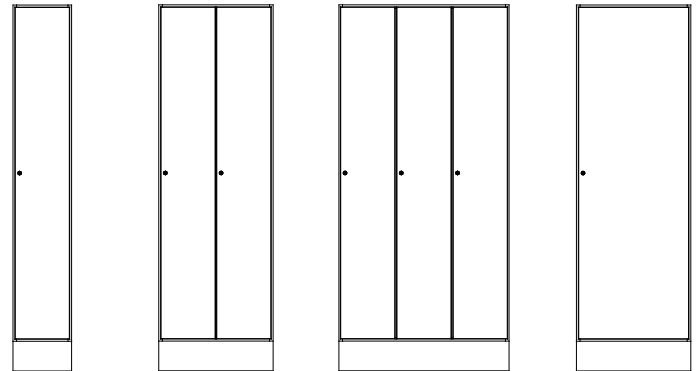
KL60
605x1936x570

KL80
800x1936x570

Height 1936 mm, Depth 570 mm

Name	White EURO	NCS EURO	Beech	Birch	Oak EURO	
KL60	841115 969	849115L 2070	843115	845115	847115	*
KL80	841116 1122	849116L 2342	843116	845116	847116	*

Hat rack, clothes rail and cabinet lock with 2 keys are included.



KLE30
310x1936x570

KLD60
605x1936x570

KLT90
900x1936x570

KLE60
605x1936x370

Height 1936 mm, Depth 570 mm

Name	White EURO	NCS EURO	Beech	Birch	Oak EURO	
KLE30	841111 737	849111L 1549	843111	845111	847111	*
KLD60	841112 1124	849112L 2228	843112	845112	847112	*
KLT90	841113 1530	849113L 3387	843113	845113	847113	*

Height 1936 mm, Depth 370 mm

Name	White EURO	NCS EURO	Beech	Birch	Oak EURO	
KLE60	841114 792	849114L 1705	843114	845114	847114	*

Note! KLE60 must be secured to a wall due to tipping risk.

* Price via quote. Contact TreCe for more information.

Dimensions: Width x Height x Depth.

Accessories

Name	Size	Fits	Art no.	EURO
Mirror, door	230x400		840912	86
Stuff cork box	90x44x347		890101	27
Stuff shelf cork box	97x80x350		890201	83

Carpet, black, fine ribbed rubber, 3 mm

Name	Size	Fits	Art no.	EURO
Carpet, black	270x550	KLE30, KLD60, KLT90	840950	62
Carpet, black	565x350	KLE60	840951	83
Carpet, black	565x550	KL60	840952	103
Carpet, black	760x550	KL80	840953	103



Stuff cork box and shelf keeps smaller items in order.



Mirror

Cabinet locks

Name	Art no.	EURO
Cabinet locks, different lock numbers, incl 2 keys	830910	90
Addition, identical locks, Cabinet locks	830985	8
Master key Cabinet locks	840913	34

Alternative locks, addition

Name	Info
Code lock (mechanical)	For personal storage
Code lock (digital)	Available for both personal storage and public storage.
RFID-lock	For personal/public storage

* Contact TreCe for proximity based locks and locks as above.



Padlock fittings, excluding padlocks.



Cabinet lock incl. 2 keys as standard.



RFID-locks EM or Mifare.



Code lock, mechanical, for personal use only.



Digital code lock, black, for private or public use.



Digital code lock, silver, for private or public use.

Dimensions: Width x Height x Depth (height incl. plinth). **Frame:** 19 mm. **Front:** 16 mm. **Plinth:** 157 mm.
NCS refers to product lacquered in one optional NCS colour.

CombiLine


Office shelving/cupboards

Shelves and cupboards for storage of large volumes. Frames and fronts are available in standard white or lacquered in any NCS colour. Choose between different sizes. Possibility to choose glass doors, glass shelves, drawers or filing drawers. Office shelves can be easily adapted to personal and public storage with different types of locks. This series can be customised. Contact TreCe for quotation or drawing proposals. Worktops for the lower models are also available as a supplement.

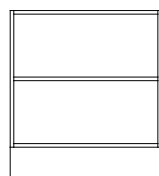


Office shelving/cupboards are available in depth 370 and 570 mm.


CombiLine Office shelving/cupboards



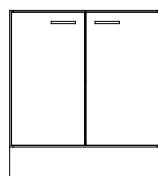
KH60/2
605x880x370




KH80/2
800x880x370



KS60/2
605x880x370




KS80/2
800x880x370




KH60/3
605x1232x370



KH80/3
800x1232x370



KS60/3
605x1232x370



KS80/3
800x1232x370

Height 880 mm, Depth 370 mm

Name	White	EURO	NCS	EURO	Beech	Birch	Oak	EURO
KH60/2	831111	462	839111L	859	833111	835111	837111	*
KH80/2	831123	522	839123L	1023	833123	835123	837123	*
KS60/2	831211	636	839211L	1113	833211	835211	837211	*
KS80/2	831127	708	839127L	1337	833127	835127	837127	*

Height 1232 mm, Depth 370 mm

Name	White	EURO	NCS	EURO	Beech	Birch	Oak	EURO
KH60/3	831115	540	839115L	1078	833115	835115	837115	*
KH80/3	831124	612	839124L	1257	833124	835124	837124	*
KS60/3	831219	726	839219L	1413	833219	835219	837219	*
KS80/3	831128	853	839128L	1727	833128	835128	837128	*


CombiLine Office shelving/cupboards




KHD60/3
605x1232x570



KHD80/3
800x1232x570



KSD60/3
605x1232x570



KSD80/3
800x1232x570


Height 1232 mm, Depth 570 mm

Name	White	EURO	NCS	EURO	Beech	Birch	Oak	EURO
KHD60/3	861115	623	869115L	1343	863115	865115	867115	*
KHD80/3	831131	689	839131L	1593	833131	835131	837131	*
KSD60/3	861219	807	869219L	1653	863219	865219	867219	*
KSD80/3	831134	895	839134L	1986	833134	835134	837134	*

* Price via quote. Contact TreCe for more information.

Dimensions: Width x Height x Depth (height incl. plinth). **Frame:** 19 mm. **Front:** 16 mm. **Plinth:** 157 mm.
NCS refers to product lacquered in one optional NCS colour.

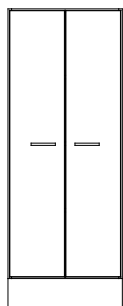
CombiLine Office shelving/cupboards



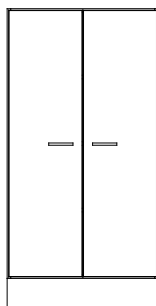
KH60/4
605x1584x370




KH80/4
800x1584x370




KS60/4
605x1584x370



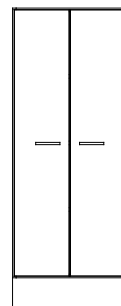
KS80/4
800x1584x370



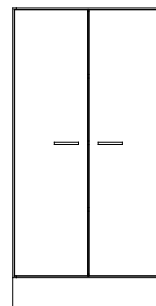
KHD60/4
605x1584x570



KHD80/4
800x1584x570



KSD60/4
605x1584x570




KSD80/4
800x1584x570

Height 1584 mm, Depth 370 mm

Name	White EURO	NCS EURO	Beech	Birch	Oak EURO
KH60/4	831116 610	839116L 1291	833116	835116	837116 *
KH80/4	831125 720	839125L 1510	833125	835125	837125 *
KS60/4	831220 844	839220L 1694	833220	835220	837220 *
KS80/4	831129 1045	839129L 2166	833129	835129	837129 *

Height 1584 mm, Depth 570 mm

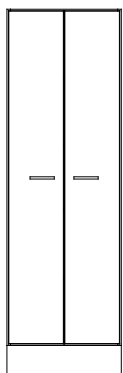
Name	White EURO	NCS EURO	Beech	Birch	Oak EURO
KHD60/4	861116 732	869116L 1649	863116	865116	867116 *
KHD80/4	831132 840	839132L 1989	833132	835132	837132 *
KSD60/4	861220 964	869220L 2051	863220	865220	867220 *
KSD80/4	831135 1092	839135L 2492	833135	835135	837135 *



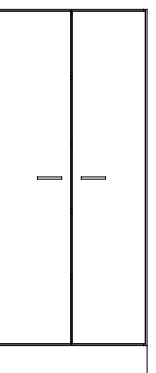
KH60/5
605x1936x370




KH80/5
800x1936x370




KS60/5
605x1936x370



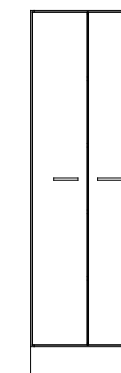
KS80/5
800x1936x370



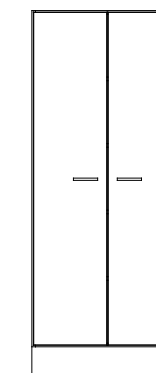
KHD60/5
605x1936x570



KHD80/5
800x1936x570



KSD60/5
605x1936x570



KSD80/5
800x1936x570

Height 1936 mm, Depth 370 mm

Name	White EURO	NCS EURO	Beech	Birch	Oak EURO
KH60/5	831112 673	839112L 1497	833112	835112	837112 *
KH80/5	831126 807	839126L 1767	833126	835126	837126 *
KS60/5	831212 918	839212L 1956	833212	835212	837212 *
KS80/5	831130 1165	839130L 2454	833130	835130	837130 *

Height 1936 mm, Depth 570 mm

Name	White EURO	NCS EURO	Beech	Birch	Oak EURO
KHD60/5	861112 816	869112L 1933	863112	865112	867112 *
KHD80/5	831133 929	839133L 2228	833133	835133	837133 *
KSD60/5	861212 1060	869212L 2391	863212	865212	867212 *
KSD80/5	831136 1199	839136L 2910	833136	835136	837136 *

Cabinet locks

Name	Art no.	EURO
Cabinet locks, different lock numbers, incl 2 keys	830910	90
Addition, identical locks, Cabinet locks	830985	8
Master key Cabinet locks	840913	34

If you would like other lock types, contact TreCe.

* Price via quote. Contact TreCe for more information.

Tips!

Combine freely. Choose wooden or glass doors. See pages 156. If you would like other handles, please contact TreCe.

Accessories such as leg sets, wheel sets and drawers can be found on pages 158-160.

For worktops, see pages 156-157.

Dimensions: Width x Height x Depth (height incl. plinth). **Frame:** 19 mm. **Front:** 16 mm. **Plinth:** 157 mm.
NCS refers to product lacquered in one optional NCS colour.

Folder drawer

Width 600 and 800 mm, Depth 570 mm

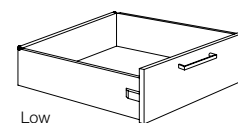
Name	White EURO	NCSEURO	Beech	Birch	Oak EURO
ML60/570 1xA4	831727 411	839727L 428	833727	835727	837727 *
ML80/570 2xA4	831729 489	839729L 514	833729	835729	837729 *



Drawer low, 70% expansion

Depth 570 mm

Name	White	EURO	NCS EURO	Beech	Birch	Oak	EURO
Drawer 30 low 70%	831702	148	839702L 160	833702	835702	837702	*
Drawer 60 low 70%	831703	166	839703L 178	833703	835703	837703	*
Drawer 80 low 70%	831705	178	839705L 191	833705	835705	837705	*



Low

Drawer low, 100% expansion

Depth 570 mm

Name	White	EURO	NCS EURO	Beech	Birch	Oak	EURO
Drawer 30 low 100%	831720	233	839720L 242	833720	835720	837720	*
Drawer 60 low 100%	831721	249	839721L 267	833721	835721	837721	*
Drawer 80 low 100%	831722	258	839722L 287	833722	835722	837722	*

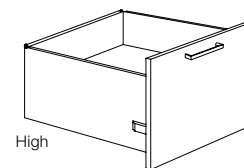
Low drawers with 70% extraction have a maximum load capacity of 30 kg.

Low drawers with 100% extraction have a maximum load capacity of 35 kg.

Drawer high, 70% expansion

Depth 570 mm

Name	White	EURO	NCS EURO	Beech	Birch	Oak	EURO
Drawer 60 high 70%	831704	193	839704L 215	833704	835704	837704	*
Drawer 80 high 70%	831709	209	839709L 262	833709	835709	837709	*



High

Drawer high, 100% expansion

Depth 570 mm

Name	White	EURO	NCS EURO	Beech	Birch	Oak	EURO
Drawer 60 high 100%	831714	370	839714L 410	833714	835714	837714	*
Drawer 80 high 100%	831719	390	839719L 445	833719	835719	837719	*

High drawers with 70% extraction have a maximum load capacity of 30 kg.

High drawers with 100% extraction have a maximum load capacity of 65 kg.

Dimensions: Width x Height x Depth (height incl. plinth). **Frame:** 19 mm. **Plinth:** 157 mm.
Mounting strip is included in all wall mounted products.
NCS refers to product lacquered in one optional NCS colour.

CombiLine

Magazine shelf Expo

Expo has display surfaces in powder-coated steel for exposure of journals, books and reference materials. Plenty of storage space behind the display surfaces. You choose which colour you want on your display surfaces: white or black. Mounting strip included with all wall modules. Expo is available in standard white or lacquered in any NCS colour. Our standard widths are 310 mm, 605 mm and 900 mm.

V = White shelves

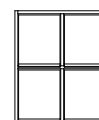
S = Black shelves



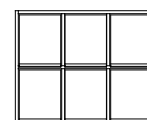
CombiLine Magazine shelf Expo, Wall

Height 723 mm, Depth 370 mm

Name	White	EURO	NCS	EURO	Beech	Birch	Oak	EURO
EXPO 60/4V	841332V	647	849332VL	1016	843332V	845332V	847332V	*
EXPO 60/4S	841332S	647	849332SL	1016	843332S	845332S	847332S	*
EXPO 90/6V	841333V	907	849333VL	1430	843333V	845333V	847333V	*
EXPO 90/6S	841333S	907	849333SL	1430	843333S	845333S	847333S	*



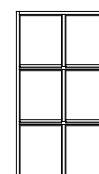
EXPO 60/4
605x723x370




EXPO 90/6
900x723x370

Height 1075 mm, Depth 370 mm

Name	White	EURO	NCS	EURO	Beech	Birch	Oak	EURO
EXPO 60/6V	841342V	865	849342VL	1395	843342V	845342V	847342V	*
EXPO 60/6S	841342S	865	849342SL	1395	843342S	845342S	847342S	*
EXPO 90/9V	841343V	1215	849343VL	1966	843343V	845343V	847343V	*
EXPO 90/9S	841343S	1215	849343SL	1966	843343S	845343S	847343S	*



EXPO 60/6
605x1075x370



EXPO 90/9
900x1075x370


CombiLine Magazine shelf Expo, Floor

Height 1584 mm, Depth 370 mm


Name	White	EURO	NCS	EURO	Beech	Birch	Oak	EURO
EXPO 30/4V	841321V	730	849321VL	1189	843321V	845321V	847321V	*
EXPO 30/4S	841321S	730	849321SL	1189	843321S	845321S	847321S	*
EXPO 60/8V	841322V	1161	849322VL	1919	843322V	845322V	847322V	*
EXPO 60/8S	841322S	1161	849322SL	1919	843322S	845322S	847322S	*
EXPO 90/12V	841323V	1593	849323VL	2649	843323V	845323V	847323V	*
EXPO 90/12S	841323S	1593	849323SL	2649	843323S	845323S	847323S	*



EXPO 30/4
310x1584x370



EXPO 60/8
605x1584x370



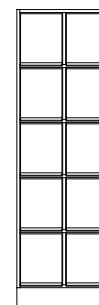
EXPO 90/12
900x1584x370

Height 1936 mm, Depth 370 mm


Name	White	EURO	NCS	EURO	Beech	Birch	Oak	EURO
EXPO 30/5V	841311V	834	849311VL	1388	843311V	845311V	847311V	*
EXPO 30/5S	841311S	834	849311SL	1388	843311S	845311S	847311S	*
EXPO 60/10V	841312V	1362	849312VL	2283	843312V	845312V	847312V	*
EXPO 60/10S	841312S	1362	849312SL	2283	843312S	845312S	847312S	*
EXPO 90/15V	841313V	1878	849313VL	3165	843313V	845313V	847313V	*
EXPO 90/15S	841313S	1878	849313SL	3165	843313S	845313S	847313S	*



EXPO 30/5
310x1936x370



EXPO 60/10
605x1936x370



EXPO 90/15
900x1936x370

* Price via quote. Contact TreCe for more information.

Dimensions: Width x Height x Depth (height incl. plinth). **Frame:** 19 mm. **Plinth:** 157 mm.
Mounting strip is included in all wall mounted products.
NCS refers to product lacquered in one optional NCS colour.

CombiLine

Combi shelf

The Combi shelf, an adaptable storage unit. Build freely from floor to ceiling. Utilise the wall surface with a wall mounted combi shelf and create a unique module by freely combining together with optional accessories. The Combi shelf is available in standard white or lacquered in any NCS colour. Worktops for the lower models are also available as a supplement. Accessories such as legs, wheels and doors can be found on pages 140–142. Work tops for the lower modules can be found on page 138.




Add a worktop to low modules for a more integrated look.

CombiLine Combi shelf Wall



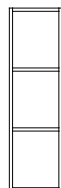
KBV30/2
310x723x370




KBV60/2
605x723x370



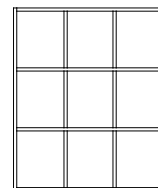
KBV90/2
900x723x370



KBV30/3
310x1075x370



KBV60/3
605x1075x370



KBV90/3
900x1075x370

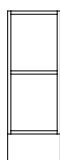
Height 723 mm, Depth 370 mm

Name	White EURO	NCSEURO	Beech	Birch	Oak EURO
KBV30/2	831615 322	839615L 539	833615	835615	837615 *
KBV60/2	831625 449	839625L 827	833625	835625	837625 *
KBV90/2	831635 605	839635L 1143	833635	835635	837635 *


Height 1075 mm, Depth 370 mm

Name	White EURO	NCSEURO	Beech	Birch	Oak EURO
KBV30/3	831616 385	839616L 687	833616	835616	837616 *
KBV60/3	831626 566	839626L 1110	833626	835626	837626 *
KBV90/3	831636 771	839636L 1544	833636	835636	837636 *

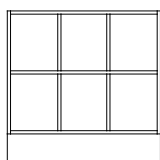
CombiLine Combi shelf Floor



KBH30/2
310x880x370



KBH60/2
605x880x370




KBH90/2
900x880x370



KBH30/3
310x1232x370



KBH60/3
605x1232x370



KBH90/3
900x1232x370

Height 880 mm, Depth 370 mm

Name	White EURO	NCSEURO	Beech	Birch	Oak EURO
KBH30/2	831611 406	839611L 681	833611	835611	837611 *
KBH60/2	831621 537	839621L 982	833621	835621	837621 *
KBH90/2	831631 648	839631L 1261	833631	835631	837631 *

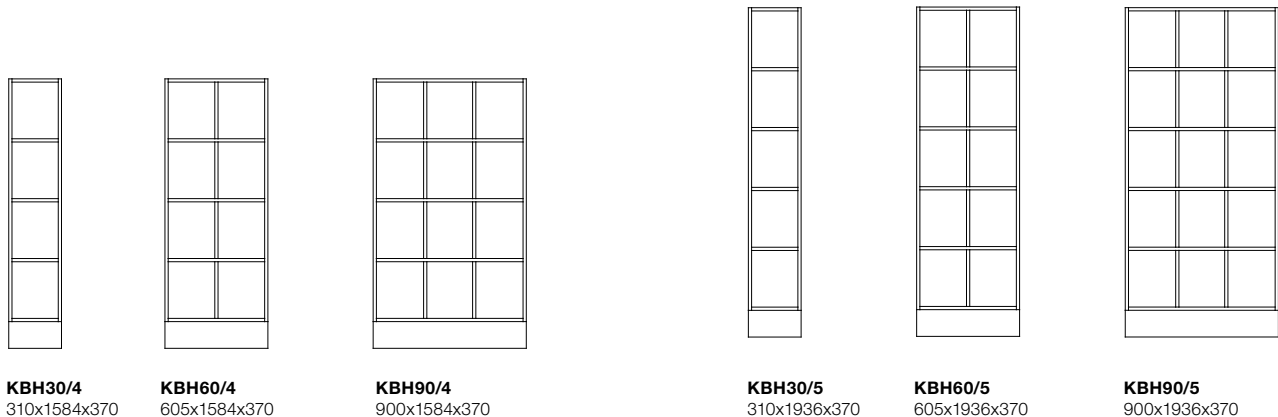
Height 1232 mm, Depth 370 mm

Name	White EURO	NCSEURO	Beech	Birch	Oak EURO
KBH30/3	831612 468	839612L 839	833612	835612	837612 *
KBH60/3	831622 655	839622L 1264	833622	835622	837622 *
KBH90/3	831632 804	839632L 1655	833632	835632	837632 *

* Price via quote. Contact TreCe for more information.

Dimensions: Width x Height x Depth (height incl. plinth). **Frame:** 19 mm. **Plinth:** 157 mm.
NCS refers to product lacquered in one optional NCS colour.

CombiLine Combi shelf Floor



KBH30/4 310x1584x370
KBH60/4 605x1584x370
KBH90/4 900x1584x370

KBH30/5 310x1936x370
KBH60/5 605x1936x370
KBH90/5 900x1936x370

Height 1584 mm, Depth 370 mm

Name	White EURO	NCSEURO	Beech	Birch	Oak EURO
KBH30/4	831613 513	839613L 985	833613	835613	837613 *
KBH60/4	831623 759	839623L 1537	833623	835623	837623 *
KBH90/4	831633 993	839633L 2077	833633	835633	837633 *

Height 1936 mm, Depth 370 mm

Name	White EURO	NCSEURO	Beech	Birch	Oak EURO
KBH30/5	831614 562	839614L 1130	833614	835614	837614 *
KBH60/5	831624 861	839624L 1806	833624	835624	837624 *
KBH90/5	831634 1134	839634L 2457	833634	835634	837634 *

* Price via quote. Contact TreCe for more information.

Worktops High pressure laminate, Formica Collection Colours and Woods




Name	Colour	Art no.	EURO/rm
Laminate - 390 mm depth	White F1040	821003	231
Laminate - 390 mm depth	Beech F2726	822003	289
Laminate - 390 mm depth	Birch F7555	824103	281
Laminate - 390 mm depth	Oak F7603	826003	240
Laminate - 390 mm depth	Ash F1004	828073	307
Laminate - 390 mm depth	Light grey F7927	828013	237
Laminate - 390 mm depth	Grey F7912	828003	244
Laminate - 390 mm depth	Anthracite F2297	828033	237
Laminate - 390 mm depth	Black F2253	828023	232
Laminate - 390 mm depth	Olive F5343	828083	237

Worktops MFC laminate



Name	Colour	Art no.	EURO/rm
Worktop - 390 mm depth	White 6458BS	829003	162
Worktop - 390 mm depth	Light grey U12188	829103	172
Worktop - 390 mm depth	Anthracite U12011	829203	172

Worktops Veneer



Name	Colour	Art no.	EURO/rm
Veneer - 390 mm depth	Beech	823003	220
Veneer - 390 mm depth	Birch	825003	229
Veneer - 390 mm depth	Oak	827003	229

Dimensions: Width x Height x Depth. **Frame:** 19 mm. **Front:** 16 mm.

Mounting strip is included in all wall mounted products.

NCS refers to product lacquered in one optional NCS colour.


CombiLine

Wall shelving/cupboards

Open modules are easily supplemented with doors, dividers or mail shelves. Available in standard white or lacquered in any NCS colour. Mounting strip included all wall modules.

Standard heights: 371 mm, 723 mm and 1075 mm.

Note! Write on your order if the handles are to be placed at the bottom or top of the cabinets.



CombiLine Wall shelving/cupboards



VH30/1
310x371x370



VH60/1
605x371x370



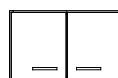
VH80/1
800x371x370



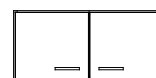
VH90/1
900x371x370



VS30/1
310x371x370



VS60/1
605x371x370

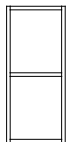


VS80/1
800x371x370

Height 371 mm, Depth 370 mm

Name	White EURO	NCSEURO	Beech	Birch	Oak	EURO
VH30/1	831322 262	839322L 382	833322	835322	837322	*
VH60/1	831313 297	839313L 485	833313	835313	837313	*
VH80/1	831331 362	839331L 595	833331	835331	837331	*
VH90/1	831314 370	839314L 625	833314	835314	837314	*

Name	White EURO	NCSEURO	Beech	Birch	Oak	EURO
VS30/1	831422 339	839422L 478	833422	835422	837422	*
VS60/1	831413 452	839413L 677	833413	835413	837413	*
VS80/1	831433 529	839433L 813	833433	835433	837433	*




VH30/2
310x723x370



VH60/2
605x723x370



VH80/2
800x723x370



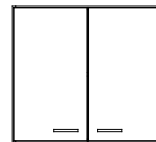
VH90/2
900x723x370



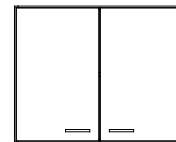
VS30/2
310x723x370



VS60/2
605x723x370



VS80/2
800x723x370



VS90/2
900x723x370

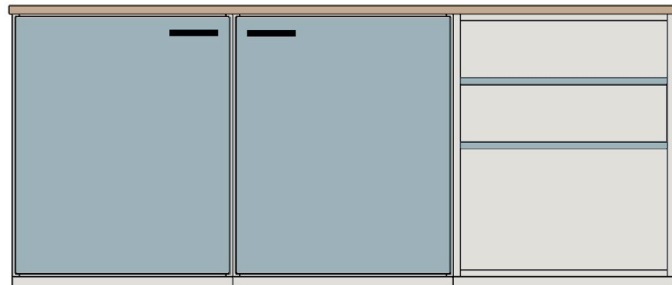
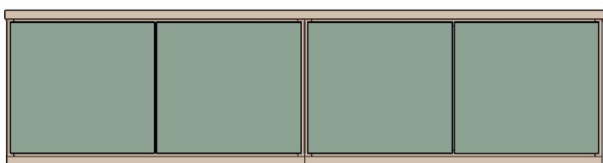
Height 723 mm, Depth 370 mm

Name	White EURO	NCSEURO	Beech	Birch	Oak	EURO
VH30/2	831321 322	839321L 539	833321	835321	837321	*
VH60/2	831311 377	839311L 706	833311	835311	837311	*
VH80/2	831332 485	839332L 888	833332	835332	837332	*
VH90/2	831312 496	839312L 936	833312	835312	837312	*


Name	White EURO	NCSEURO	Beech	Birch	Oak	EURO
VS30/2	831421 409	839421L 666	833421	835421	837421	*
VS60/2	831411 542	839411L 959	833411	835411	837411	*
VS80/2	831432 672	839432L 1185	833432	835432	837432	*
VS90/2	831412 685	839412L 1252	833412	835412	837412	*

* Price via quote. Contact TreCe for more information.

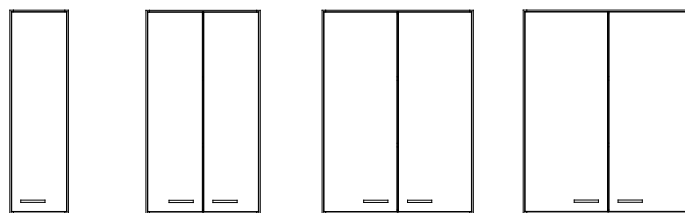
Dimensions: Width x Height x Depth. **Frame:** 19 mm. **Front:** 16 mm.
 Mounting strip is included in all wall mounted products.
 NCS refers to product lacquered in one optional NCS colour.



CombiLine Wall shelving/cupboards



VH30/3 310x1075x370 **VH60/3** 605x1075x370 **VH80/3** 800x1075x370 **VH90/3** 900x1075x370



VS30/3 310x1075x370 **VS60/3** 605x1075x370 **VS80/3** 800x1075x370 **VS90/3** 900x1075x370

Height 1075 mm, Depth 370 mm

Name	White EURO	NCSEURO	Beech	Birch	Oak	EURO
VH30/3	831323 451	839323L 755	833323	835323	837323	*
VH60/3	831315 531	839315L 988	833315	835315	837315	*
VH80/3	831333 756	839333L 1202	833333	835333	837333	*
VH90/3	831316 768	839316L 1309	833316	835316	837316	*

Name	White EURO	NCSEURO	Beech	Birch	Oak	EURO
VS30/3	831423 547	839423L 911	833423	835423	837423	*
VS60/3	831415 721	839415L 1303	833415	835415	837415	*
VS80/3	831434 971	839434L 1672	833434	835434	837434	*
VS90/3	831417 981	839417L 1715	833417	835417	837417	*

* Price via quote. Contact TreCe for more information.

Dimensions: Width x Height x Depth (height incl. plinth). **Frame:** 19 mm. **Front:** 16 mm. **Plinth:** 157 mm.
NCS refers to product lacquered in one optional NCS colour.

CombiLine Cabinet

Space efficient cabinets that utilise all the office space. Create your own combination. Choose between different modules, open, with doors or with drawers. Stainless steel handles included as standard.

Available in two different standard heights 880 and 1057 mm. Module in width 605 mm is also available with single door. Contact TreCe for article number. Available in standard white or lacquered in any NCS colour.




Combination of 4 cabinets with width 605 mm, white worktop (F1040) with black lipping strip and black grip handles (40 mm).

CombiLine Cabinet



DL30/4L 70%
310x880x570



DÖ30
310x 880x570



DS30
310x880x570



DL30/4L 100%
310x880x570



HDL30/4L 70%
310x1057x570



HDÖ30
310x1057x570



HDS30
310x1057x570




HDL30/4L 100%
310x1057x570

Width 310 mm, Height 880 mm, Depth 570 mm

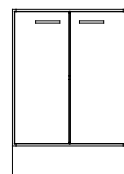
Name	White EURO	NCS EURO	Beech	Birch	Oak EURO
DL30/4L 70%	821612 462	829612L 831	823611	825611	827611 *
DÖ30	821613 548	829613L 957	823612	825612	827612 *
DS30	821611 1015	829611L 1255	823613	825613	827613 *
DL30/4L 100%	821610 1366	829610L 1737	823610	825610	827610

Width 310 mm, Height 1057 mm, Depth 570 mm

Name	White EURO	NCS EURO	Beech	Birch	Oak EURO
HDL30/4L 70%	821631 1057	829631L 1365	823631	825631	827631 *
HDÖ30	821632 488	829632L 946	823632	825632	827632 *
HDS30	821633 581	829633L 1078	823633	825633	827633 *
HDL30/4L 100%	821634 1556	829634L 2026	823634	825634	827634 *



DÖ60
605x880x570



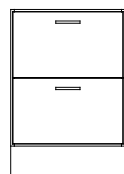
DS60
605x880x570



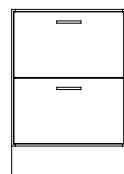
DL60/4L 70%
605x880x570



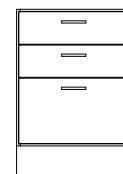
DL60/4L 100%
605x880x570



DL60/2L 70%
605x880x570



DL60/2L 100%
605x880x570



DL60/3L 70%
605x880x570



DL60/3L 100%
605x880x570

Width 605 mm, Height 880 mm, Depth 570 mm

Name	White EURO	NCS EURO	Beech	Birch	Oak EURO
DÖ60	821712 529	829712L 1004	823712	825712	827712 *
DS60	821713 702	829713L 1260	823713	825713	827713 *
DL60/4L 70%	821711 1139	829711L 1473	823711	825711	827711 *
DL60/4L 100%	821710 1480	829710L 1780	823710	825710	827710 *

Name	White EURO	NCS EURO	Beech	Birch	Oak EURO
DL60/2L 70%	821714 871	829714L 1287	823714	825714	827714 *
DL60/2L 100%	821814 1191	829814L 1677	823814	825814	827814 *
DL60/3L 70%	821715 999	829715L 1381	823715	825715	827715 *
DL60/3L 100%	821815 1362	829815L 1823	823815	825815	827815 *

* Price via quote. Contact TreCe for more information.

Dimensions: Width x Height x Depth (height incl. plinth). **Frame:** 19 mm. **Front:** 16 mm. **Plinth:** 157 mm.
NCS refers to product lacquered in one optional NCS colour.



Drawer holds 30 kg with 70% expansion.



Drawer holds 65 kg with 100% expansion.



Folder drawer 2x4.



Drawer inserts.

CombiLine Cabinet



HDS60 605x1057x570 **HDÖ60** 605x1057x570 **HDL60/4L 70%** 605x1057x570 **HDL60/4L 100%** 605x1057x570 **HDL60/2L 70%** 605x1057x570 **HDL60/2L 100%** 605x1057x570

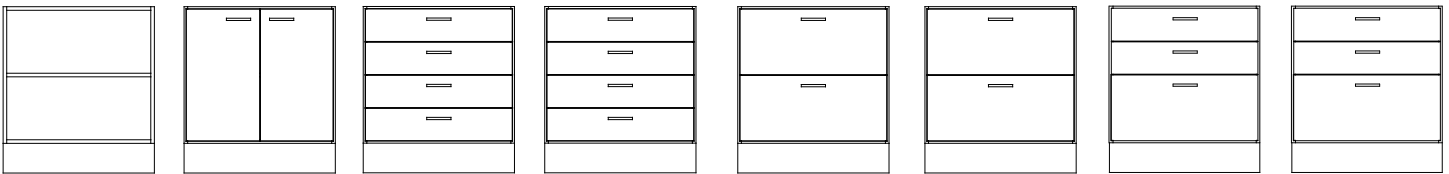
Width 605 mm, Height 1057 mm, Depth 570 mm

Name	White	EURO	NCS	EURO	Beech	Birch	Oak	EURO
HDS60	821733	752	829733L	1444	823733	825733	827733	*
HDÖ60	821732	573	829732L	1183	823732	825732	827732	*
HDL60/4L 70%	821731	1183	829731L	1645	823731	825731	827731	*
HDL60/4L 100%	821735	1740	829735L	2367	823735	825735	825735	*
HDL60/2L 70%	821734	905	829734L	1458	823734	825734	827734	*
HDL60/2L 100%	821834	1238	829834L	1848	823834	825834	827834	*

Low drawers with 70% extraction have a maximum load capacity of 30 kg.
Low drawers with 100% extraction have a maximum load capacity of 35 kg.

High drawers with 70% extraction have a maximum load capacity of 30 kg.
High drawers with 100% extraction have a maximum load capacity of 65 kg.

Stainless steel handles as standard. If you would like black or white handles, please note this on your order.
Legs, wheels and drawers can be found on pages 150-152. Worktops on page 148-149.



DÖ80 800x880x570 **DS80** 800x880x570 **DL80/4L 70%** 800x880x570 **DL80/4L 100%** 800x880x570 **DL80/2L 70%** 800x880x570 **DL80/2L 100%** 800x880x570 **DL80/3L 70%** 800x880x570 **DL80/3L 100%** 800x880x570


Width 800 mm, Height 880 mm, Depth 570 mm

Name	White	EURO	NCSEURO	Beech	Birch	Oak	EURO	
DÖ80	821512	549	829512L	1157	823512	825512	827512	*
DS80	821513	735	829513L	1454	823513	825513	827513	*
DL80/4L 70%	821514	1201	829514L	1679	823514	825514	827514	*
DL80/4L 100%	821510	1534	829510L	2163	823510	825510	827510	*
DL80/2L 70%	821515	910	829515L	1470	823515	825515	827515	*
DL80/2L 100%	821615	1246	829615L	1838	823615	825615	827615	*
DL80/3L 70%	821516	1057	829516L	1445	823516	825516	827516	*
DL80/3L 100%	821517	1429	829517L	2020	823517	825517	827517	*

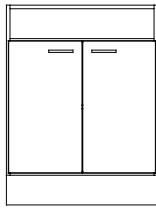
* Price via quote. Contact TreCe for more information.

Dimensions: Width x Height x Depth (height incl. plinth). **Frame:** 19 mm. **Front:** 16 mm. **Plinth:** 157 mm.
NCS refers to product lacquered in one optional NCS colour.

CombiLine Cabinet



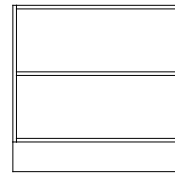
HDÖ80
800x1057x570



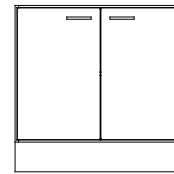
HDS80
800x1057x570

Low drawers with 70% extraction have a maximum load capacity of 30 kg.

Low drawers with 100% extraction have a maximum load capacity of 35 kg.




DÖ90
900x880x570




DS90
900x880x570

High drawers with 70% extraction have a maximum load capacity of 30 kg.

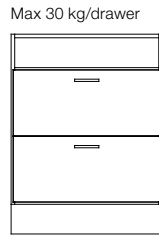
High drawers with 100% extraction have a maximum load capacity of 65 kg.



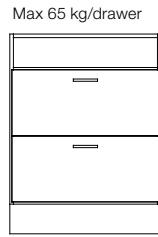
HDL80/4L 70%
800x1057x570



HDL80/4L 100%
800x1057x570




HDL80/2L 70%
800x1057x570



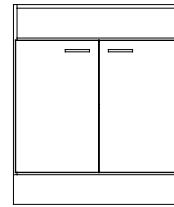
HDL80/2L 100%
800x1057x570

Max 30 kg/drawer

Max 65 kg/drawer



HDÖ90
900x1057x570



HDS90
900x1057x570

Width 800 mm, Height 1057 mm, Depth 570 mm

Name	White EURO	NCS EURO	Beech	Birch	Oak EURO	
HDÖ80	821532 595	829532L 1369	823532	825532	827532	*
HDS80	821533 782	829533L 1672	823533	825533	827533	*
HDL80/4L 70%	821535 1356	829535L 2078	823535	825535	827535	*
HDL80/4L 100%	821537 1769	829537L 2636	823537	825537	827537	*
HDL80/2L 70%	821536 1042	829536L 1749	823536	825536	827536	*
HDL80/2L 100%	821534 1443	829534L 2112	823534	825534	827534	*

Width 900 mm, Height 880 mm, Depth 570 mm

Name	White EURO	NCS EURO	Beech	Birch	Oak EURO	
DÖ90	821811 672	829811L 1271	823811	825811	827811	*
DS90	821812 846	829812L 1575	823812	825812	827812	*

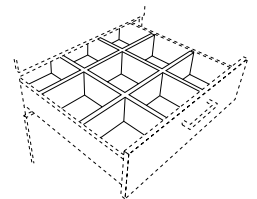
Width 900 mm, Height 1057 mm, Depth 570 mm

Name	White EURO	NCS EURO	Beech	Birch	Oak EURO	
HDÖ90	821831 685	829831L 1362	823831	825831	827831	*
HDS90	821832 920	829832L 1829	823832	825832	827832	*

Accessories

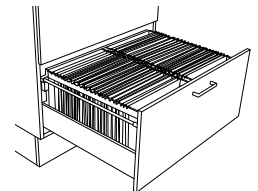
Insert for drawer, white

Name	Fits	Max load	Extension	Size/comp.	Art no.	EURO
Insert width 605, 70%, 9 compartments	600 mm	30 kg	70%	164x165	821011	135
Insert width 800, 70%, 9 compartments	800 mm	30 kg	70%	164x230	821013	139
Insert width 605, 100%, 9 compartments	600 mm	35 kg	100%	162x162	821012	176
Insert width 800, 100%, 9 compartments	800 mm	35 kg	100%	164x226	821014	178



Folder drawer, Depth 570 mm, 100 % expansion, max 65 kg

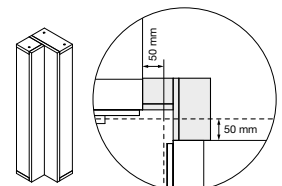
Name	White EURO	NCS EURO	Beech	Birch	Oak EURO	EURO
Folder drawer ML60/570, 1xA4, 100%	831727 411	839727L 428	833727	835727	837727	*
Folder drawer ML80/570, 2xA4	831729 489	839729L 514	833729	835729	837729	*
Folder drawer Folio MLF60/570, 100%	831827 384	839827L 390	833827	835827	837827	*



Corner module, 100x880x100 mm

Name	White EURO	NCS EURO	Beech	Birch	Oak EURO	EURO
Corner module	821010 307	829010L 341	823010	825010	827010	*

When the corner module is used – extend both worktops with 50 mm. Corner module is aligned with plinth.



* Price via quote. Contact TreCe for more information.

Dimensions: Width x Height x Depth (height incl. plinth). **Frame:** 19 mm. **Front:** 16 mm. **Plinth:** 157 mm.
NCS refers to product lacquered in one optional NCS colour.

CombiLine

Printer cabinet


Printer cabinet in an ergonomic height which can easily be combined with other storage furniture in the CombiLine series. Choose between different modules, open, with doors or with drawers. Stainless steel handles included as standard. Standard height: 704 mm.



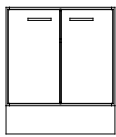
CombiLine Printer cabinet



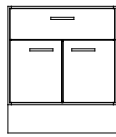
SD60/3L
605x704x570



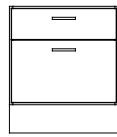
SDÖ60
605x704x570



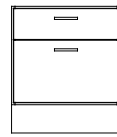
SDS60
605x704x570



SD60/1L 70%
605x704x570



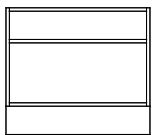
SD60/2L 70%
605x704x570



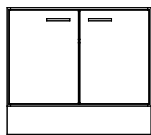
SD60/2L 100%
605x704x570

Width 605 mm, Height 704 mm, Depth 570 mm

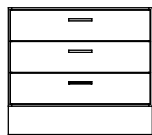
Name	White	EURO	NCS	EURO	Beech	Birch	Oak	EURO
SD60/3L 70%	821721	932	829721L	1218	823721	825721	827721	*
SDÖ60	821722	488	829722L	899	823722	825722	827722	*
SDS60	821724	649	829724L	1121	823724	825724	827724	*
SD60/1L 70%	821723	753	829723L	1094	823723	825723	827723	*
SD60/2L 70%	821725	791	829725L	1146	823725	825725	827725	*
SD60/2L 100%	821825	918	829825L	1303	823825	825825	827825	*



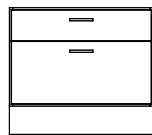
SDÖ80
800x704x570



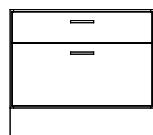
SDS80
800x704x570



SD60/3L 70%
800x704x570



SD80/2L 70%
800x704x570



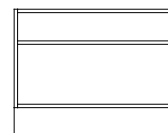
SD80/2L 100%
800x704x570

Width 800 mm, Height 704 mm, Depth 570 mm

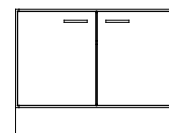
Name	White	EURO	NCS	EURO	Beech	Birch	Oak	EURO
SDÖ80	821522	503	829522L	1040	823522	825522	827522	*
SDS80	821524	697	829524L	1315	823524	825524	827524	*
SD80/3L 70%	821525	978	829525L	1390	823525	825525	827525	*
SD80/2L 70%	821526	830	829526L	1165	823526	825526	827526	*
SD80/2L 100%	821626	960	829626L	1452	823626	825626	827626	*

Width 900 mm, Height 704 mm, Depth 570 mm

Name	White	EURO	NCS	EURO	Beech	Birch	Oak	EURO
SDÖ90	821822	614	829822L	1139	823822	825822	827822	*
SDS90	821824	785	829824L	1405	823824	825824	827824	*



SDÖ90
900x704x570



SDS90
900x704x570

Low drawers with 70% extraction have a maximum load capacity of 30 kg.

Low drawers with 100% extraction have a maximum load capacity of 35 kg.

High drawers with 70% extraction have a maximum load capacity of 30 kg.

High drawers with 100% extraction have a maximum load capacity of 65 kg.



Legs, wheels and drawers can be found on pages 140-142. Worktops on page 138-139.

* Price via quote. Contact TreCe for more information.

Dimensions: Width x Height x Depth (height incl. plinth). **Frame:** 19 mm. **Front:** 16 mm. **Leg stand:** Height 300 mm.
NCS refers to product lacquered in one optional NCS colour.

CombiLine

Work station

Flexible working station with great varieties and storage from both sides where one side has drawers that can withstand up to a 65 kg load with full extension and soft closing. Standing on a white powder coated sturdy steel frame. Frame and fronts in white or lacquered in any NCS colour. Worktops in white or anthracite high pressure laminate.

Stainless steel handles as standard. The working station is available in two widths, 1680 and 2480 mm.

CombiLine Work station

Width 1680 mm, Height 1046 mm, Depth 1180 mm (2 + 2 pairs of doors)

Name	Material/colour	Art no.	EURO
Work station 80x4, doors/doors	Frame + front white, work top F1040	820310	4037
Work station 80x4, doors/doors	Frame + front white, work top F2297	820311	4179
Work station 80x4, doors/doors	Frame + front NCS, work top F1040	820312	4704

Width 2480 mm, Height 1046 mm, Depth 1180 mm (3 + 3 pairs of doors)

Name	Material/colour	Art no.	EURO
Work station 80x6, doors/doors	Frame + front white, work top F1040	820313	5712
Work station 80x6, doors/doors	Frame + front white, work top F2297	820314	5870
Work station 80x6, doors/doors	Frame + front NCS, work top F1040	820315	6549

Width 1680 mm, Height 1046 mm, Depth 1180 mm (2 pairs of doors + 4 drawers)

Name	Material/colour	Art no.	EURO
Work station 80x4, doors/drawers	Frame + front white, work top F1040	820200	5396
Work station 80x4, doors/drawers	Frame + front white, work top F2297	820201	5540
Work station 80x4, doors/drawers	Frame + front NCS, work top F1040	820202	5943

Width 2480 mm, Height 1046 mm, Depth 1180 mm (3 pairs of doors + 6 drawers)

Name	Material/colour	Art no.	EURO
Work station 80x6, doors/drawers	Frame + front white, work top F1040	820203	7740
Work station 80x6, doors/drawers	Frame + front white, work top F2297	820204	7901
Work station 80x6, doors/drawers	Frame + front NCS, work top F1040	820205	8715



Work station 80x6 doors/drawers, front view (above) and rear view (below) (Art. no. 820204).



Work station 80x4 doors/drawers, front view (above) and rear view (below) (Art. no. 820201).

Dimensions: Width x Height x Depth (height incl. plinth). **Frame:** 19 mm. **Front:** 16 mm. **Plinth:** 157 mm.
NCS refers to product lacquered in one optional NCS colour.

CombiLine

Copy stations

Ready combined stations consisting of wall cupboards, mail shelves and cabinets. Frames and fronts in standard white, worktops in anthracite high pressure laminate. Stainless steel handles as standard. All drawers are with soft closing and can hold up to 30 kg. Drawers that can hold up to 65 kg are available upon request.

Worktops longer than 2440 mm are delivered in two parts. Worktops longer than 2440 mm in one piece are available at an additional cost.

Copy station – Ready combinations

Name	Size	Art no.	EURO
Copy station 1	2800x903x600	820400	7044
Copy station 2	2380x903x600	820401	5332
Copy station 3	1420x903x600	820402	3285
Copy station 4	1220x903x600	820403	3436



Copy station 1. Ready combination, consisting of cabinets, wall cupboards and mail shelves. Length 2800 mm.



Copy station 2. Ready combination consisting of cabinets, wall cupboards, mail shelves and recycling unit. Length 2380 mm. Recycling container not incl., available as an accessory.



Copy station 3. Ready combination consisting of cabinets and wall cupboards. Length 1420 mm. Complete the station with a recycling unit, see page 122.



Copy station 4. Ready combination consisting of cabinets, wall cupboards and mail shelves. Length 1220 mm.

Dimensions: Width x Height x Depth. **Frame:** 19 mm. **Front:** 16 mm.

Mail shelf: Acrylic. **Plinth height:** 157 mm.

Mail shelves are mounted c/c 96 mm as standard. Mounting strip is included in all wall mounted products.

NCS refers to product lacquered in one optional NCS colour.

CombiLine

Mail sorting

Complete module series for handling mail. Adjustable as needed — in height or width, on the floor or wall. Mail sorting can be supplemented with more mail shelves. Mail slots with reach-through capability makes it possible to manage mail from both sides.

Available in standard white or lacquered in any NCS colour. Mounting strip included with all wall modules.



Pull-out shelves are incl. in most of our floor standing mail sorting units. This helps promote ergonomic working conditions.

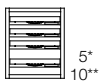


The sliding mail shelves have integrated label holders.



Two HPS2/22 side by side.

CombiLine Mail sorting cabinet & wall, sliding acrylic shelves



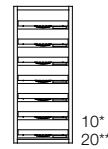
L1/4
310x371x370



L2/8
605x371x370



L3/12
900x371x370



H1/7
310x723x370



H2/14
605x723x370



H3/21
900x723x370

* Number of shelves when mounting c/c 64 mm.

** Number of shelves when mounting c/c 32 mm.

Height 371 mm, Depth 370 mm

Name	White EURO	NCS EURO	Beech	Birch	Oak	EURO	
L1/4	851115	335	859115L	451	853115	855115	857115 *
L2/8	851111	478	859111L	682	853111	855111	857111 *
L3/12	851112	651	859112L	944	853112	855112	857112 *

Height 723 mm, Depth 370 mm

Name	White EURO	NCS EURO	Beech	Birch	Oak	EURO	
H1/7	851116	428	859116L	618	853116	855116	857116 *
H2/14	851113	645	859113L	970	853113	855113	857113 *
H3/21	851114	892	859114L	1352	853114	855114	857114 *

CombiLine Mail sorting – reach-through sliding acrylic shelves

Höjd 371 mm, Djup 370 mm

Name	White EURO	NCS EURO	Beech	Birch	Oak	EURO	
L1/4 reach through/acrylic	851115G	426	859115GL	538	853115G	855115G	857115G *
L2/8 reach through/acrylic	851111G	625	859111GL	823	853111G	855111G	857111G *
L3/12 reach through/acrylic	851112G	848	859112GL	1131	853112G	855112G	857112G *

Height 723 mm, Depth 370 mm

Name	White EURO	NCS EURO	Beech	Birch	Oak	EURO	
H1/7 reach through/acrylic	851116G	519	859116GL	705	853116G	855116G	857116G *
H2/14 reach through/acrylic	851113G	854	859113GL	1169	853113G	855113G	857113G *
H3/21 reach through/acrylic	851114G	1151	859114GL	1598	853114G	855114G	857114G *

* Price via quote. Contact TreCe for more information.

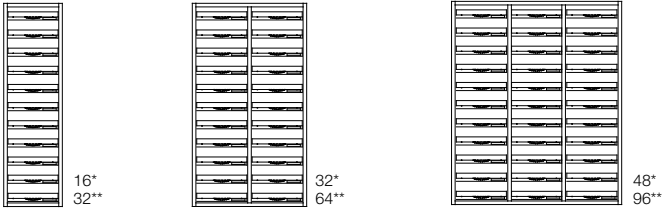
Dimensions: Width x Height x Depth. **Frame:** 19 mm. **Front:** 16 mm.

Mail shelf: Acrylic. **Plinth height:** 157 mm.

Mail shelves are mounted c/c 96 mm as standard. Mounting strip is included in all wall mounted products.

NCS refers to product lacquered in one optional NCS colour.

CombiLine Mail sorting Wall, sliding acrylic shelves



EH1/11
310x1075x370

EH2/22
605x1075x370

EH3/33
900x1075x370


* Number of shelves when mounting c/c 64 mm.

** Number of shelves when mounting c/c 32 mm.

Height 1075 mm, Depth 370 mm (Sliding acrylic shelves)

Name	White EURO	NCS EURO	Beech	Birch	Oak EURO	
EH1/11	851123 542	859123L 805	853123	855123	857123	*
EH2/22	851121 848	859121L 1295	853121	855121	857121	*
EH3/33	851122 1193	859122L 1822	853122	855122	857122	*

CombiLine Mail sorting Wall, doors in steel



PL1/8
310x1075x370

PL2/16
605x1075x370

PL3/24
900x1075x370


Height 1075 mm, Depth 370 mm (Shelves in same material as frame)

Name	White EURO	NCS EURO	Beech	Birch	Oak EURO	
PL1/8	851511 1130	859511L 1515	853511	855511	857511	*
PL2/16	851521 2018	859521L 2707	853521	855521	857521	*
PL3/24	851531 2955	859531L 3939	853531	855531	857531	*

CombiLine Mail sorting – reach-through Sliding acrylic shelves

Name	White EURO	NCS EURO	Beech	Birch	Oak EURO	
EH1/11 reach through/acrylic	851123G 633	859123GL 892	853123G	855123G	857123G	*
EH2/22 reach through/acrylic	851121G 1069	859121GL 1369	853121G	855121G	857121G	*
EH3/33 reach through/acrylic	851122G 1476	859122GL 2090	853122G	855122G	857122G	*

CombiLine Mail sorting Floor, doors in steel



HPL2/16
605x1936x370

HPL3/24
900x1936x370

Mail doors in white lacquered steel. Incl. locks with two keys.

Height 1936 mm, Depth 370 mm (Shelves in same material as frame)

Name	White EURO	NCS EURO	Beech	Birch	Oak EURO	
HPL2/16	851541 2626	859541L 3760	853541	855541	857541	*
HPL3/24	851551 3641	859551L 5228	853551	855551	857551	*

Mail sorting floor is available with a reach through function.

Contact TreCe for more information.

Accessories

Name	Art no.	EURO
Master key	840913	34
Mail shelf, acrylic, incl. mounting strips	810919	18
Labels 11pcs/pack	810936	6

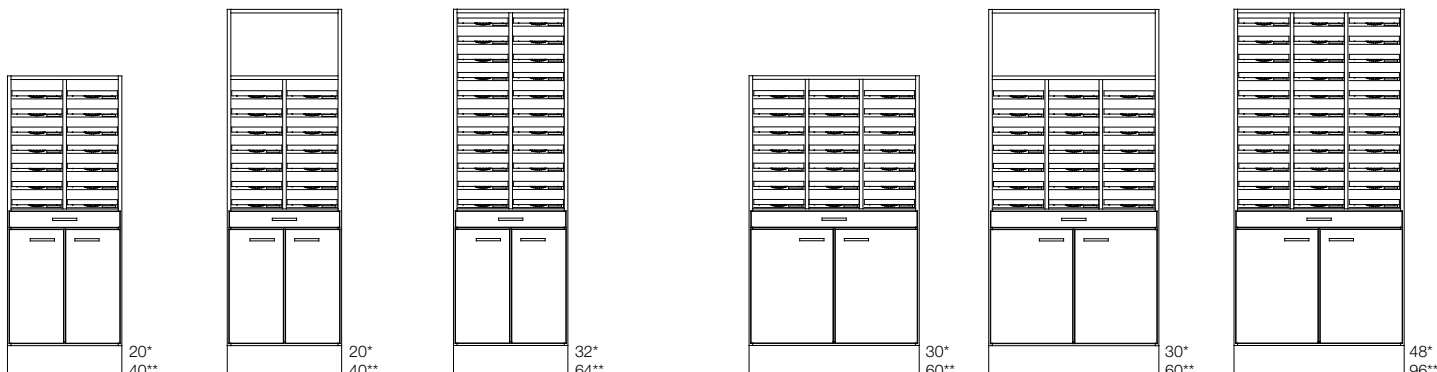
Dimensions: Width x Height x Depth. **Frame:** 19 mm. **Front:** 16 mm.

Mail shelf: Acrylic. **Plinth height:** 157 mm.

Mail shelves are mounted c/c 96 mm as standard. Mounting strip is included in all wall mounted products.

NCS refers to product lacquered in one optional NCS colour.

CombiLine Mail sorting Floor, sliding acrylic shelves



LPS2/14
605x1584x370
20*
40**

HPS2/14
605x1936x370
20*
40**

HPS2/22
605x1936x370
32*
64**

LPS3/21
900x1584x370
30*
60**

HPS3/21
900x1936x370
30*
60**

HPS3/33
900x1936x370
48*
96**

* Number of shelves when mounting c/c 64 mm.
** Number of shelves when mounting c/c 32 mm.

Height 1584 mm, Depth 370 mm

Name	White	EURO	NCS	EURO	Beech	Birch	Oak	EURO
LPS2/14	851224	1271	859224L	2044	853224	855224	857224	*

Height 1584 mm, Depth 370 mm

Name	White	EURO	NCS	EURO	Beech	Birch	Oak	EURO
LPS3/21	851324	1625	859324L	2680	853324	855324	857324	*

Height 1936 mm, Depth 370 mm

Name	White	EURO	NCS	EURO	Beech	Birch	Oak	EURO
HPS2/14	851214	1337	859214L	2252	853214	855214	857214	*
HPS2/22	851216	1461	859216L	2353	853216	855216	857216	*

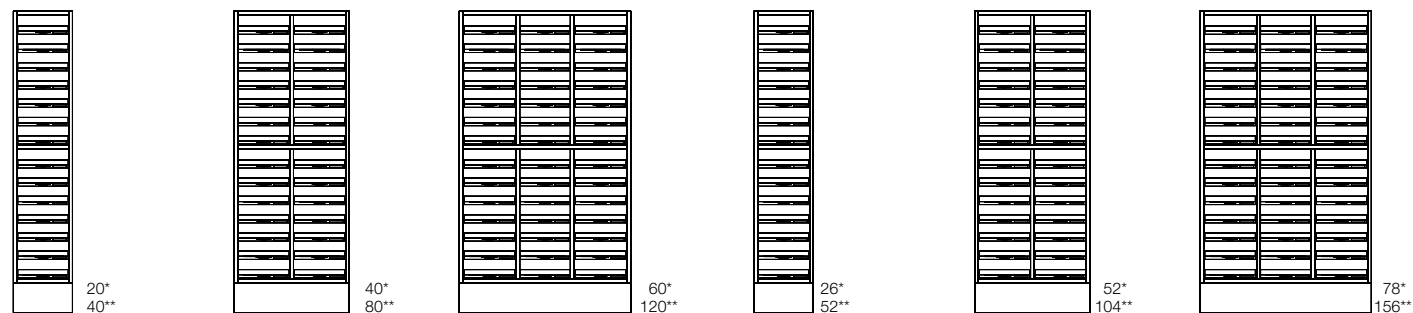
Height 1936 mm, Depth 370 mm

Name	White	EURO	NCS	EURO	Beech	Birch	Oak	EURO
HPS3/21	851314	1729	859314L	2971	853314	855314	857314	*
HPS3/33	851316	1896	859316L	3119	853316	855316	857316	*

Mail sorting floor is available with a reach through function.
Contact TreCe for more information.

* Price via quote. Contact TreCe for more information.

CombiLine Mail sorting Floor, sliding acrylic shelves



PF 14
310x1584x370
20*
40**

PF 28
605x1584x370
40*
80**

PF 42
900x1584x370
60*
120**

PF 14
310x1584x370
26*
52**

PF 28
605x1584x370
52*
104**

PF 42
900x1584x370
78*
156**

* Number of shelves when mounting c/c 64 mm.
** Number of shelves when mounting c/c 32 mm.

Height 1584 mm, Depth 370 mm

Name	White	EURO	NCS	EURO	Beech	Birch	Oak	EURO
PF18	851411	832	859411L	1323	853411	855411	857411	*
PF36	851421	1338	859421L	2135	853421	855421	857421	*
PF54	851431	1878	859431L	2976	853431	855431	857431	*

Height 1936 mm, Depth 370 mm

Name	White	EURO	NCS	EURO	Beech	Birch	Oak	EURO
PF14	851412	733	859412L	1150	853412	855412	857412	*
PF28	851422	1151	859422L	1825	853422	855422	857422	*
PF42	851432	1578	859432L	2509	853432	855432	857432	*

Dimensions: Width x Height x Depth (height incl. plinth). **Frame:** 19 mm. **Front:** 16 mm.
Plinth: 157 mm with adjustable legs.

Mail

Post storage

Space efficient mail unit for the new era of mail sorting. Mail is available in standard white with plinth and worktop in high pressure laminate, ash or anthracite. Mail holds space for hanging folders in folio format, mail-inlet for outgoing mail, a waste unit and a drawer for office items.

Specially designed symbols and a 60-litres container are included. Contact TreCe if you wish to combine your own module.

Specifications →



Storage suitable for envelopes, etc.



Drawer adapted to the Mail's plastic tray.



Drawers for hanging folders in folio format, 365x240 mm, c/c 390 mm. Folders are available as accessories.



Door with inlet, 60-litres container included.

Mail Post storage


1840x1080x600

Name		Art no.	EURO
Mail white/grey	White with top+plinth in grey (F2297)	751010	5022
Mail white/ash	White with top+plinth in ash (F1004)	751020	5150

Contact TreCe if you would like a different combination of Mail.

Accessories

Name		Art no.	EURO
Mail hanging folders	25 pcs, Esselte, format foolscap.	751090	111



Material: Powder coated steel

Clean

Dispenser stand

Clean – a flexible hand sanitiser dispenser stand.

Having good hand hygiene is important to protect both yourself and others from reducing the spread of infection and virus. Sanitising your hands is something that most people do when visiting shops, restaurants, offices or other public places.

When TreCe realised that the spread of infection became a problem in society, we began to think about how we could contribute, and came up with our own solution. A hand sanitiser floor stand, which is based on the customer's needs. Flexibility and simplicity are important to many and we have chosen to focus on that. The foundation is a stand with a stable base, with accessories you need and believe are of importance to yours customers. Two different models of bottle holders (750 ml and 1000 ml) with leaking tray, holders for Tork M1 dispenser, a small bin and a sign for your own message (horizontal A4).

The stand consists of perforated holes on the front and back, where you simply hook on the accessories you have chosen in the place you want. In a preschool, you may choose to place the accessories at a lower height than in a high school, for example.

Sustainability and material

Clean is made of Swedish quality steel and powder coated in Anthracite grey colour RAL 7016. The stand and other parts in powder-coated steel sheet are manufactured in Sweden and consist of 20% recycled material. The steel sheet is 100% recyclable. The powder coating of the frame is a good environmental choice as no solvents are required. Inner container in 100% recycled plastic and is dishwasher safe.



This is how you order Clean:

1. Choose stand
2. Add accessories – dispenser holders
3. Add accessories – sign holder
4. Add other accessories such as holder for Tork M1, Clean Hold mini waste bin.

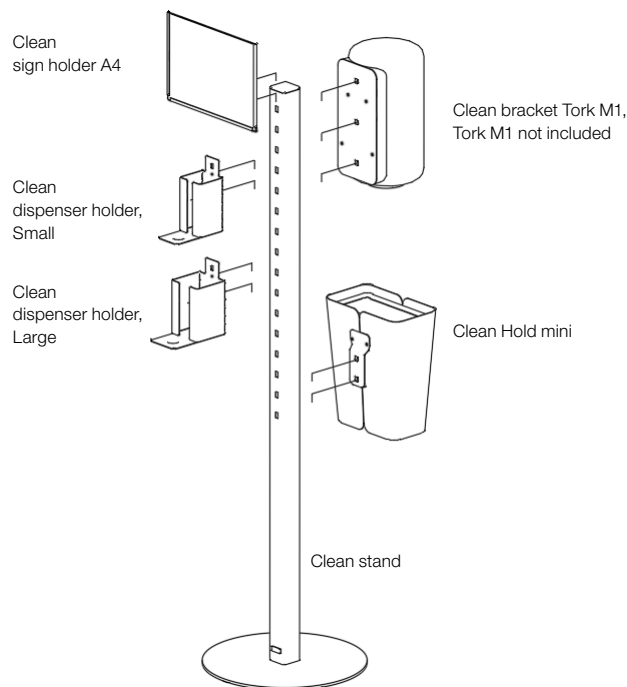
Clean Dispenser stand

All components in RAL 7016 Anthracite

Name	Dimensions	Art no.	EURO
Stand 50*50 mm. incl footplate, screws and pads	H:140, Ø:380	110001	598
Dispenser holder Small Max size bottle: Ø 68 mm or 68x68 mm	72x170x140	110002	19
Dispenser holder Large Max size bottle: Ø 85 mm or 85x85 mm	88x170x157	110003	21
Bracket Katrin touchfree dispenser. (Dispenser not included*)	97x403	110007	28
Sign holder A4 Plastic cover included	303x215	110004	17
Bracket Tork M1 (Tork M1 not included**)	104x282	110005	20
Waste basket Hold mini 7 L. incl. bracket for stand inner container and lid.	250x302x135	473204	230

* You buy Tork M1 from your daily office supplier.

** You buy Katrin Touchfree Dispenser from your daily office supplier.



Material: Powder coated steel



Clean sign holder A4.



Clean bracket Tork M1, Tork M1 not included*.




Clean dispenser holder, Small.



Clean dispenser holder, Small and Large.



Clean bracket Katrin touchfree dispenser. Dispenser not included*.



Clean dispenser holder, Small, Large and Hold mini.

* You buy Tork M1 and Katrin Touchfree Dispenser from your daily office supplier.

Dimensions: Width x Height x Depth.

Frame: 19 mm. **Front:** 16 mm. **Plinth front:** 75 mm. **Plinth:** 157 mm.

CombiLine

Recycling station

Ready combined recycling stations that cover the entire waste sorting for both large and small offices.

Frames and doors in standard white and worktops in high pressure laminate, anthracite. Stainless steel handles are standard. Would you like black or white handles, note this in your order. All drawers with soft closing and full extension that can withstand loads up to 35 kilos. Complete with environmental symbols and suitable containers, see page 125.

Recycling station – ready combinations

Name	Size	Art no.	EURO
Recycling station 1	1020x1174x760	820500	2722
Recycling station 2	1670x1174x760	820501	4053
Recycling station 3	970x1174x600	820502	2492
Recycling station 4	970x1174x600	820503	2305



Recycling station 1. Ready module (1020x1174x760 mm) with inlets. 350x350* mm in the worktop. The station is adapted for 190 L recycling containers/cardboard cart and 19 + 10 litres recycling containers. Recycling containers and cardboard cart are not incl. Stainless steel handles are included as standard.



Recycling station 2. Ready module (1670x1174x760 mm) with inlets. 350x350* mm in the worktop. The station is adapted for 190 L recycling containers/ cardboard cart and 19 + 10 litres recycling containers. Recycling containers and cardboard cart are not incl. Stainless steel handles are included as standard.



Recycling station 3. Ready module (970x1174x600 mm) with inlets 250x250* mm in the worktop. The station is adapted for 140 L recycling containers/cardboard cart/bag holder and 19 + 10 L recycling containers. Containers, bag holders and cart are not incl. Stainless steel handles are included as standard.



Recycling station 4. Ready module (970x1174x600 mm) with inlets 250x250* mm in the worktop. The station is adapted for 140 L recycling containers/cardboard cart and 10, 19 and 60 recycling containers. Recycling containers and trolley are not included. Stainless steel handles are included as standard.

Dimensions: Width x Height x Depth.

Frame: 19 mm. **Front:** 16 mm. **Plinth front:** 75 mm. **Plinth:** 157 mm.

NCS refers to product lacquered in one optional NCS colour.

CombiLine

Recycling unit

Recycling units consisting of several modules which can easily be combined to cover the companies entire recycling. We offer everything from small recycling units with small containers placed in drawers, to larger stations with 240-litres containers.

Containers are also available separately in sizes 10–240 litres. Larger environmental units are always equipped with an access ramp in stainless steel.

CombiLine Recycling unit


Height 880 mm, Depth 370 mm

Name	White EURO	NCS EURO	Beech	Birch	Oak EURO
MDL60/60L	821418 678	829418L 1099	823418	825418	827418 *

Height 880/1057 mm, Depth 570 mm

Name	White EURO	NCS EURO	Beech	Birch	Oak EURO
MD34	821416 571	829416L 979	823416	825416	827416 *
MD34/2L	821425 948	829425L 1285	823425	825425	827425 *
MDL60/90L	821417 677	829417L 1146	823417	825417	827417 *
MDH60/80L	821422 719	829422L 1278	823422	825422	827422 *

60 litres + cart



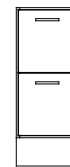
MDL60/60L
605x880x370

60 litres




MD34
345x880x570

For drawer¹




MD34/2L
345x880x570

Bag holder
60–125 litres




MDL60/90L
605x880x570

Bag holder
60–125 litres
80 litres



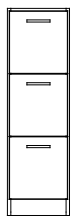
MDH60/80L
605x1057x570

For door
– 60 litres
For drawer¹



MDS34/1L
345x1151x570

For drawer¹



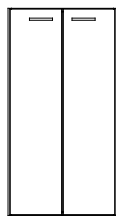
MDS34/3L
345x1151x570

Suitable for
cardboard



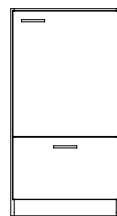
MDS34
345x1151x570

140 litres
Cardboard cart 80
Bag holder
125–160 litres



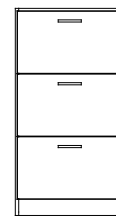
MD60
605x1151x570

For door
– 90 litres
– 2 x 60 litres
For drawer²



MDS60/1L
605x1151x570

For drawer²



MDS60/3L
605x1151x570

For door
– 60 litres
For drawer¹



MD34/1L
345x1151x725

For drawer¹




MD34/3L
345x1151x725

Suitable for
cardboard



MD34/W
345x1151x725

190 litres
Cardboard cart 190
Bag holder
125–160 litres



MD65
650x1151x725

Height 1151 mm, Depth 570 mm

Name	White EURO	NCS EURO	Beech	Birch	Oak EURO
MDS34/1L	821430 766	829430L 1255	823430	825430	827430 *
MDS34/3L	821429 1182	829429L 1594	823429	825429	827429 *
MDS34	821431 509	829431L 982	823431	825431	827431 *
MD60	821428 742	829428L 1346	823428	825428	827428 *
MDS60/1L	821433 822	829433L 1403	823433	825433	827433 *
MDS60/3L	821434 1142	829434L 1626	823434	825434	827434 *

Height 1151 mm, Depth 790 mm

Name	White EURO	NCS EURO	Beech	Birch	Oak EURO
MD70	821427 811	829427L 1605	823427	825427	827427 *

Height 1151 mm, Depth 725 mm

Name	White EURO	NCS EURO	Beech	Birch	Oak EURO
MD34/1L	821421 816	829421L 1396	823421	825421	827421 *
MD34/3L	821423 1227	829423L 1720	823423	825423	827423 *
MD34/W	821432 557	829432L 1113	823432	825432	827432 *
MD65	821424 815	829424L 1531	823424	825424	827424 *

240 litres



MD70
700x1151x790

Low drawers with 100% extraction have a maximum load capacity of 35 kg.

Order worktops, inlets, containers and lids for your recycling unit. Containers for drawers are available in several sizes, adapted for different fractions 113.

1.) For drawer any combination. 3 x 10 litres/drawer, 1 x 10 litres + 1 x 19 litres/drawer, 1 x 25 litres waste bag

2.) For drawer any combination. 2 x 10 litres + 2 x 19 litres, 2 x 25 litres waste bag

CombiLine

Containers/bag holder



Recycling station with cardboard cart and recycling container on wheels.



Recycling station with container 60 litres.



Container 2x19, 2x10 litres.



Waste bag 2x25 litres. Washable fabric with rubberized inside.



Lid for round inlet.



Container 90 litres + cart.



Waste bag 25 litres.



Bag holder, 60–125 litres.



Inlet with lacquered frame in steel, 250x250 mm.



Container 90 litres.



Container 3x10 litres.



Container 19+10 litres.



Inlet with lacquered frame in steel, 250x250 mm.

Dimensions: Width x Height x Depth.



Cardboard cart

Bag holder,
60–125 litresBag holder,
125–160 litres

240 litres



190 litres



140 litres



80 litres



90 litres



60 litres

Cart for
60 + 90 litres

47 litres

Waste bag
25 litres

21 litres



19 litres



10 litres

Cardboard cart/Bag holder/Containers

Name	Fits	Size	Art no.	EURO
Cardboard cart 80	MD60	480x990x480	820938	681
Cardboard cart 190	MD65	540x1035x620	820932	716
Bag holder, 60-125L	MDL60, MD60, MDH60	370x650/910x480	820949	218
Bag holder, 125-160L	MD60, MDH60, MD65	490x1000x460	820914	278
Container 240L	MD70	580x1070x731	820937	249
Container 190L	MD65	545x1000x690	820923	419
Container 140L	MD60	500x1042x543	820941	243
Container 80L	MDH60	446x962x536	820931	277
Container 90L*	MDS60/1L, DS60, MDL60	485x630x510	820926	202
Cart for 60L	Container 60 litres	455x150x225	820911	158
Cart for 90L	Container 90 litres	365x145x365	820915	217

Name	Fits	Size	Art no.	EURO
Container 60L	MD34, MDS34/1L, MD34/1L	280x580x555	820929	72
Container 47L	Drawer W605 mm	548x283x384	820910	52
Waste bag 25L	Drawer	250x230x430	820916	86
Container 21L	Drawer	265x275x375	820927	35
Container 19L	Drawer	230x283x330	820919	28
Container 10L	Drawer	255x283x165	820918	20

Name	Fits	Colour	Art no.	EURO
Stop for containers in recycling drawers. Railing with coupling bracket.				
Cross-railing	MD 34	White	820831	34
Cross-railing	MD 60	White	820832	44
Cross-railing	MD 80	White	820833	61

Recycling symbols for worktops or fronts

Aluminium sign with black symbol, fitted with double-sided adhesive tape. For drawers there are containers in different sizes, adapted for different fractions.

Name	Size	Art no.	Colour	EURO
Symbol Paper	150x150	810951	Aluminium	43
Symbol Carton	150x150	810952	Aluminium	43
Symbol Waste	150x150	810953	Aluminium	43
Symbol Confidential	150x150	810954	Aluminium	43
Symbol Plastic	150x150	810955	Aluminium	43
Symbol Paper	75x75	810960	Aluminium	24
Symbol Waste	75x75	810961	Aluminium	24
Symbol Plastic	75x75	810962	Aluminium	24
Symbol Organic	75x75	810963	Aluminium	24
Symbol Clear glass	75x75	810964	Aluminium	24
Symbol Coloured Glass	75x75	810965	Aluminium	24
Symbol Electronics	75x75	810966	Aluminium	24
Symbol Batteries	75x75	810967	Aluminium	24
Symbol Low energy light bulbs	75x75	810968	Aluminium	24
Symbol Metal	75x75	810969	Aluminium	24
Symbol Bottles & Cans	75x75	810970	Aluminium	24
Symbol Paper cups	75x75	810971	Aluminium	24
Symbol Carton	75x75	810972	Aluminium	24
Symbol Confidential	75x75	810973	Aluminium	24

Recycling labelling sheet with symbols in white or black on a transparent background. Texts for symbols in English, Swedish or Norwegian. Easy to attach on wall, drawer front or door. Can also be put on container inside drawers.

Name	Number	Size	Art no.	EURO
Labelling sheet, recycling				
English, white text	21 pcs/sheet	66x75 mm	840965	13
English, black text	21 pcs/sheet	66x75 mm	840966	13
Labelling sheet, recycling				
Swedish, white text	21 pcs/sheet	66x75 mm	840961	13
Swedish, black text	21 pcs/sheet	66x75 mm	840962	13
Labelling sheet, recycling				
Norwegian, white text	18 pcs/sheet	66x75 mm	840963	13
Norwegian, black text	18 pcs/sheet	66x75 mm	840964	13



Contact TreCe if you want other symbols or text in other languages.

CombiLine

Inlet



250x250

350x350

Ø 250

Ø 110

Ø 400

340x40



Inlet with powder-coated frame, 250x250 mm.



Inlet with powder-coated frame, 250x250 mm.



Lid with knob for round inlets in lacquered steel.



Inlet and lid integrated/lowered in worktop.



Lid in compact laminate, (F2297).

Inlet with powder coated steel frame

Name	Size	Colour	Art no.	EURO
Inlet round	Ø 110	White	820951	132
Inlet round	Ø 250	White	820953	141
Inlet round*	Ø 400	White	820955	156
Inlet round	Ø 110	Black	820952	132
Inlet round	Ø 250	Black	820954	141
Inlet round*	Ø 400	Black	820956	156
Inlet slim	340x40	White	820966	283
Inlet slim	340x40	Black	820967	283
Inlet square	250x250	White	820961	216
Inlet square*	350x350	White	820963	245
Inlet square	250x250	Black	820962	216
Inlet square*	350x350	Black	820964	245

* Only fits cabinets with depth 725–790 mm.

Lid with knob for round inlets in lacquered steel

Name	Size	Colour	Art no.	EURO
Lid	Ø 250	White	820957	123
Lid*	Ø 400	White	820958	150
Lid	Ø 250	Black	820959	123
Lid*	Ø 400	Black	820960	150

* Lid with stainless knob, Ø 19 mm.

Inlet and lid integrated/lowered in worktop

Name	Size	Material	Art no.	EURO
Inlet round	Ø 250	Stainless steel	820980	234
Lid inlet compact laminate	Ø 250	White (F1040)	820985	79
Lid inlet compact laminate	Ø 250	Anthracite (F2297)	820986	79

Dimensions: Width x Height x Depth.

Soft

Media unit

Storage unit in white pigmented ash veneer or white lacquered MDF. Both models have the same high quality on all sides and comes with robust legs in white pigmented solid ash. Made of carefully selected materials with low environmental impact where all the wood is traceable.

Available in versions of two, three and four storage units. All units are prepared for media storage, with outlets for cables and ventilation.



Soft has a small hidden drawer in the drawer for a plain outside and a functional inside. Distance between door and frame for ventilation.

Soft Media unit, white pigmented ash veneer

Name	Size	Art no.	EURO
Soft 2x60, door/door	1246x466x497	502002	1938
Soft 2x60, door/drawer	1246x466x497	502012	2426
Soft 3x60, 2x doors/1x drawer	1851x466x497	503012	3262
Soft 4x60, 3x doors/1x drawer	2456x466x497	504012	4148

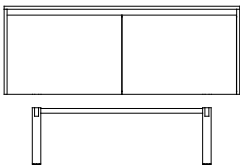
Please note the requested number of right and left-hung doors in your order.

Soft Media unit, white lacquered MDF

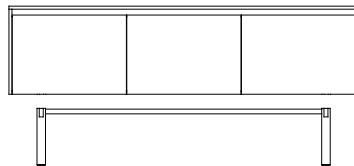
Name	Size	Art no.	EURO
Soft 2x60, door/door	1246x466x497	502001	1688
Soft 2x60, door/drawer	1246x466x497	502011	2176
Soft 3x60, 2x doors/1x drawer	1851x466x497	503011	2914
Soft 4x60, 3x doors/1x drawer	2456x466x497	504011	3700

Please note the requested number of right and left-hung doors in your order.

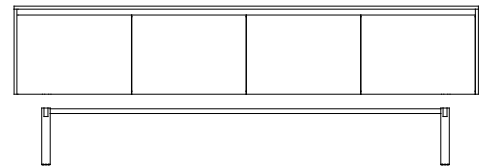
Soft 2x60 + Leg stand 2



Soft 3x60 + Leg stand 3



Soft 4x60 + Leg stand 4



Soft leg stand, white pigmented solid ash

Name	Size	Art no.	EURO
Soft leg stand 2 solid ash	942x300x376	505002	573
Soft leg stand 3 solid ash	1547x300x376	505003	594
Soft leg stand 4 solid ash	2152x300x376	505004	613

Dimensions: Width x Height x Depth.

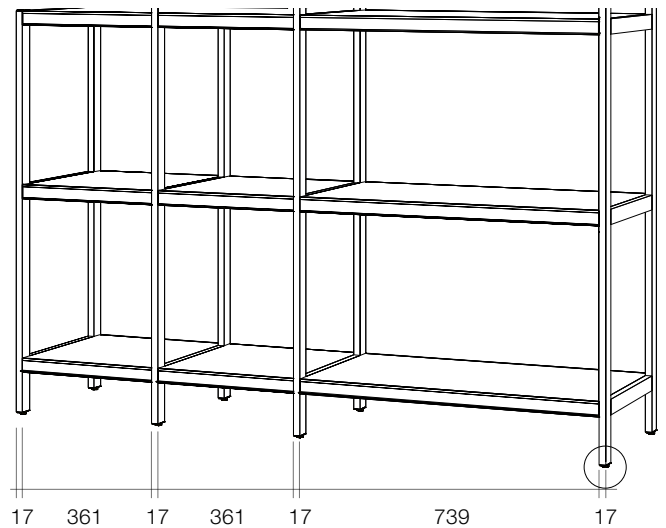
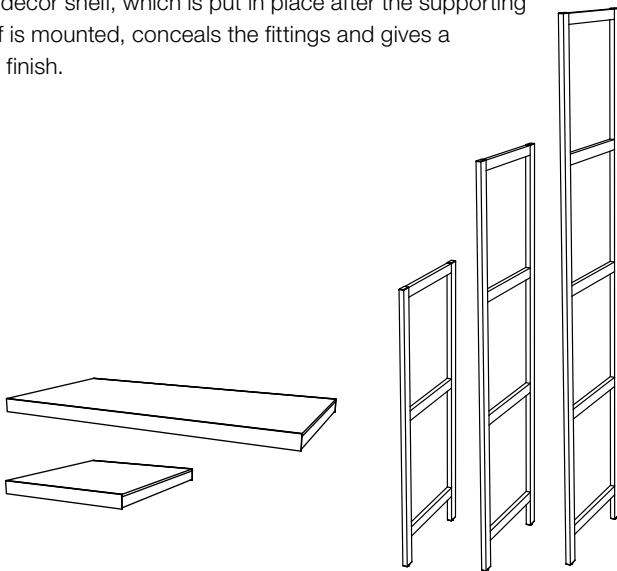
Place Shelf

Place is available in two shelf widths (361 and 739 mm, excluding end gables) and three different heights (1003, 1433 and 1863 mm) that can be easily assembled and adapted as needed.

As a step in TreCe's continuous environmental work, Place is delivered in flat packages and can be mounted easily on site.

The gables are pre-assembled and the shelves mounted with cam lock screws from above.

The decor shelf, which is put in place after the supporting shelf is mounted, conceals the fittings and gives a neat finish.



Place Outer gables, thickness 17 mm

Name	Size	Colour	Art no.	EURO
Place Outer gable 1003	395x1003	RAL 7016	401111	213
Place Outer gable 1433	395x1433	RAL 7016	401112	259
Place Outer gable 1863	395x1863	RAL 7016	401113	315

Place Middle gables, thickness 17 mm

Name	Size	Colour	Art no.	EURO
Place Middle gables 1003	395x1003	RAL 7016	401121	259
Place Middle gables 1433	395x1433	RAL 7016	401122	323
Place Middle gables 1863	395x1863	RAL 7016	401123	390

Place Converter gables, thickness 17 mm

Name	Size	Colour	Art no.	EURO
Place Converter 1433-1003	395x1433	RAL 7016	401131	311
Place Converter 1863-1003	395x1863	RAL 7016	401132	365
Place Converter 1863-1433	395x1863	RAL 7016	401133	379

Place Supporting shelf, thickness 35 mm

Name	Size	Colour	Art no.	EURO
Place Supporting shelf 361	361x35x395	Ash	402111	114
Place Supporting shelf 739	739x35x395	Ash	402121	161

Supporting shelves in anthracite laminate 35 mm including decor shelf light ash.



Wall mounted storage

Build your own wall mounted storage from shelves, rails and brackets.

Wall mounted storage

Name	Depth	White	EURO/rm	Beech	Birch	Oak	EURO/rm
Laminate							
Shelf	300	911300	99	912300	914300	916300	*
Shelf	400	911400	106	912400	914400	916400	*
Shelf	500	911500	117	912500	914500	916500	*
Shelf	600	911600	119	912600	914600	916600	*
Veneer							
Shelf	300		*	913300	915300	917300	*
Shelf	400		*	913400	915400	917400	*
Shelf	500		*	913500	915500	917500	*
Shelf	600		*	913600	915600	917600	*

* Price via quote. Contact TreCe for more information.




The maximum length of our shelves are 2400 mm without a joint. Remember to include mounting brackets when dividing a shelf.

Accessories

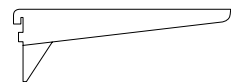
Name	Length	Art no.	
Wall upright white	390	550101	19
	683	550102	26
	1009	550103	29
	1204	550104	32
	1595	550105	40
	1986	550106	45
Suspension rail	1010	550111	44
	1237	550112	46
	1501	550113	57
	1951	550114	66
Suspension rail	950	550121	43
	1220	550122	50
	1900	550123	79
Bracket, white	270	550131	14
	370	550132	16
	470	550133	19
Bracket reinforced	570	550136	49
Mounting bracket, 6-pcs/package		550141	8
Bracket screw for 10 brackets	270–370	550143	12
Bracket screw for 10 brackets	470–670	550144	12



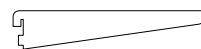
Wall upright



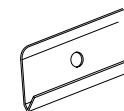
Wall upright to suspension rail



Bracket reinforced



Bracket



Suspension rail



Mounting bracket

Angle bracket, white

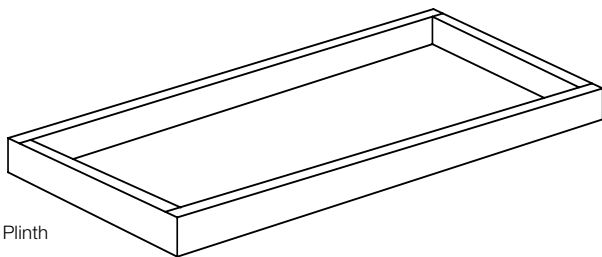
Name	Fits	Length	Art no.	EURO
Bracket reinforced with support	Depth 400–500	270	550134	70
Bracket reinforced with support	Depth 500–600	370	550135	75

Dimensions: Width x Height x Depth.

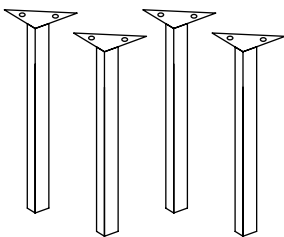
Drawing cabinet

White laminated frame with white lacquered fronts with stainless steel handles. Drawers have rails with integrated hubs that make them easy to handle which makes the storage more functional and versatile.

If you would rather like black or white handles, please make a note on your order. Plinth/base, frame and top in white laminate. Drawer fronts in white lacquer NCS S 0500-N.



Plinth



Leg set

Drawing cabinet, 5 drawers and top (Width x Height x Depth)

Name	Size	White	EURO
A1 top cabinet	991x366x684	411101	1389
A1 under cabinet	991x366x684	411201	1389
A1/A0 top cabinet	1345x366x684	411103	1788
A1/A0 under cabinet	1345x366x684	411203	1788
A0 top cabinet	1345x366x950	411102	2089
A0 under cabinet	1345x366x950	411202	2089

Plinth

Name	Size	White	EURO
Plinth A1	Height 80	440201	161
Plinth A1/A0	Height 80	440203	188
Plinth A0	Height 80	440202	204

Leg set

Name	Size	White	EURO
Leg set	Height 446	431101	310

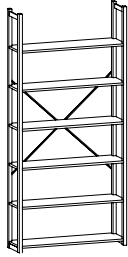
Legs in white lacquered steel, fit all models.

Dimensions: Width x Height x Depth

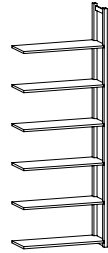
Archive shelf

Pine

Archive shelf in lacquered massive pine. Stable design that is easy to move and adjust.



Complete shelf /start section incl:
 -2 Open gables
 -Shelves
 -Cross brace
 -Support bracket excl. top shelf.



Add-on-section incl:
 -1 Open gables
 -Shelves
 -Support bracket excl. top shelf.
 Add cross brace, if needed.



Complete shelf /start section

Add-on-section

Complete shelf/start section

Size/No. of shelves	Art no.	EURO
830x1830x300/5	251030	374
830x1830x400/5	251040	433
830x1830x500/4	251050	487
830x1830x600/4	251060	540
830x2180x300/6	251330	431
830x2180x400/6	251340	498
830x2180x500/5	251350	580
830x2180x600/5	251360	645

Add-on sections

Size/No. of shelves	Art no.	EURO
800x1830x300/5	252030	286
800x1830x400/5	252040	343
800x1830x500/4	252050	394
800x1830x600/4	252060	445
800x2180x300/6	252330	333
800x2180x400/6	252340	402
800x2180x500/5	252350	481
800x2180x600/5	252360	544

Shelves (Width x Depth) Max 100 kg/shelf

Name	Size	Art no.	EURO
Shelves pine	800x300	608030	40
Shelves pine	800x400	608040	50
Shelves pine	800x500	608050	61
Shelves pine	800x600	608060	71
Shelves pine	1000x300	610030	47
Shelves pine	1000x400	610040	59
Shelves pine	1000x500	610050	72
Shelves pine	1000x600	610060	84
Shelves pine	1200x300	612030	54
Shelves pine	1200x400	612040	69
Shelves pine	1200x500	612050	84
Shelves pine	1200x600	612060	98

Open gables (Height x Depth)

Name	Size	Art no.	EURO
Open gables	1830x300	618330	69
Open gables	1830x400	618340	72
Open gables	1830x500	618350	74
Open gables	1830x600	618360	77
Open gables	2180x300	621830	75
Open gables	2180x400	621840	78
Open gables	2180x500	621850	81
Open gables	2180x600	621860	84
Open gables	2480x300	624830	92
Open gables	2480x400	624840	95
Open gables	2480x500	624850	98
Open gables	2480x600	624860	101

Parts/accessories (Width x Height)

Name	Size	Art no.	EURO
Back white	1000x1830	653181	105
Back white	800x1830	653188	82
Back white	1000x2180	653211	167
Back white	800x2180	653218	133
Cross brace 100		690100	15
Cross brace 120		690120	18

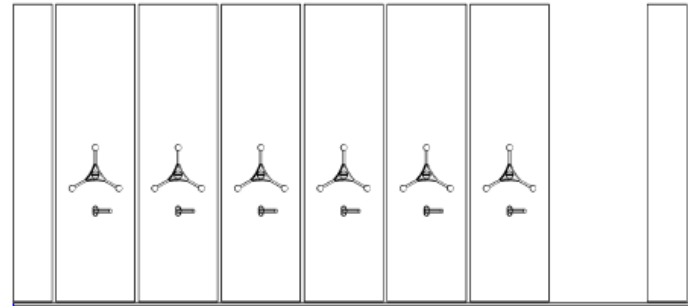
Name	Art no.	EURO
Mounting bracket*	690150	5
Wall mount	690160	4
Support bracket, wire 30**	690300	1
Support bracket, wire 40**	690400	2
Support bracket, wire 50 reinforced**	690501	9
Support bracket, wire 60 reinforced**	690601	10

*2 mounting brackets per gable pair.
 **2 support bracket wires per shelf.

Dimensions: Width x Height x Depth

Compact archive Steel

Robust archive for efficient storage of large volumes. Compact, robust and easy-working. Gables and shelves in steel can handle high loads, 50–120 kg per shelf at widened load. If necessary, the archive can be customised for even greater weight. Choose between steering wheel, power steering or handle.



Compact Archive with steering lock for added security.



Steering wheel-driven compact archive that can be customised to the customer's needs.

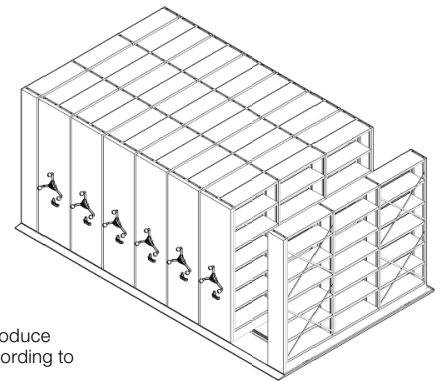


A flexible compact archive in lacquered steel sheet that can be customised to the different formats archived, ex A4 or standing A4.

The height, width or length can be adjusted and designed as needed.



Compact archives can also be built in two floors.



We are happy to help you produce drawings and proposals according to your needs or conditions.

Contact TreCe for more information.

Note that the colour reproduction in the catalog may differ from physical products.

CombiLine

Worktops


High pressure laminate, 23 mm standard work tops coated with high pressure laminate and 2 mm airtec-lipping*. MFC laminate 22 mm standard worktops have an outer paper layer coated with an impregnated paper and a finish of aluminium particles for extra protection against wear. 2 mm matching airtec-lipping.

Airtec-lipping, also known as laser edging, provides an almost invisible joint between the worktop and edging strip. Thus provides a higher protection against water and heat. This new technology is glue-free, which results in a lower environmental impact.

Worktops High pressure laminate, Formica Collection Colours and Woods




White
(F1040)




Beech
(F2726)



Birch
(F7555)



Oak
(F7603)




Ash
(F1004)



Light grey
(F7927)



Grey
(F7912)



Anthracite
(F2297)



Black
(F2253)



Olive
(F5343)

Name	Colour	Art no.	EURO/rm	Name	Colour	Art no.	EURO/rm
Laminate - 390 mm depth	White F1040	821003	231	Laminate - 760 mm depth	White F1040	821002	325
Laminate - 390 mm depth	Beech F2726	822003	289	Laminate - 760 mm depth	Beech F2726	822002	410
Laminate - 390 mm depth	Birch F7555	824103	281	Laminate - 760 mm depth	Birch F7555	824102	384
Laminate - 390 mm depth	Oak F7603	826003	240	Laminate - 760 mm depth	Oak F7603	826002	341
Laminate - 390 mm depth	Ash F1004	828073	307	Laminate - 760 mm depth	Ash F1004	828072	438
Laminate - 390 mm depth	Light grey F7927	828013	237	Laminate - 760 mm depth	Light grey F7927	828012	336
Laminate - 390 mm depth	Grey F7912	828003	244	Laminate - 760 mm depth	Grey F7912	828002	349
Laminate - 390 mm depth	Anthracite F2297	828033	237	Laminate - 760 mm depth	Anthracite F2297	828032	336
Laminate - 390 mm depth	Black F2253	828023	232	Laminate - 760 mm depth	Black F2253	828022	330
Laminate - 390 mm depth	Olive F5343	828083	237	Laminate - 760 mm depth	Olive F5343	828082	336
Laminate - 600 mm depth	White F1040	821001	272	Laminate - 820 mm depth	White F1040	821004	326
Laminate - 600 mm depth	Beech F2726	822001	340	Laminate - 820 mm depth	Beech F2726	822004	411
Laminate - 600 mm depth	Birch F7555	824101	319	Laminate - 820 mm depth	Birch F7555	824104	385
Laminate - 600 mm depth	Oak F7603	826001	283	Laminate - 820 mm depth	Oak F7603	826004	342
Laminate - 600 mm depth	Ash F1004	828071	362	Laminate - 820 mm depth	Ash F1004	828074	441
Laminate - 600 mm depth	Light grey F7927	828011	281	Laminate - 820 mm depth	Light grey F7927	828014	338
Laminate - 600 mm depth	Grey F7912	828001	289	Laminate - 820 mm depth	Grey F7912	828004	351
Laminate - 600 mm depth	Anthracite F2297	828031	281	Laminate - 820 mm depth	Anthracite F2297	828034	338
Laminate - 600 mm depth	Black F2253	828021	275	Laminate - 820 mm depth	Black F2253	828024	331
Laminate - 600 mm depth	Olive F5343	828081	281	Laminate - 820 mm depth	Olive F5343	828084	338

Note that the colour reproduction in the catalog may differ from physical products.

Worktops MFC laminate



White
(6458BS)




Light grey
(U12188)



Anthracite
(U12011)

Name	Colour	Art no.	EURO/rm
Worktop - 390 mm depth	White 6458BS	829003	162
Worktop - 390 mm depth	Light grey U12188	829103	172
Worktop - 390 mm depth	Anthracite U12011	829203	172
Worktop - 600 mm depth	White 6458BS	829001	198
Worktop - 600 mm depth	Light grey U12188	829101	206
Worktop - 600 mm depth	Anthracite U12011	829201	206
Worktop - 760 mm depth	White 6458BS	829002	231
Worktop - 760 mm depth	Light grey U12188	829102	242
Worktop - 760 mm depth	Anthracite U12011	829202	242
Worktop - 820 mm depth	White 6458BS	829004	247
Worktop - 820 mm depth	Light grey U12188	829104	257
Worktop - 820 mm depth	Anthracite U12011	829204	257


Worktops Veneer



Beech Veneer



Birch Veneer



Oak Veneer

Name	Colour	Art no.	EURO/rm
Veneer - 390 mm depth	Beech	823003	220
Veneer - 390 mm depth	Birch	825003	229
Veneer - 390 mm depth	Oak	827003	229
Veneer - 600 mm depth	Beech	823001	269
Veneer - 600 mm depth	Birch	825001	284
Veneer - 600 mm depth	Oak	827011	282
Veneer - 760 mm depth	Beech	823002	319
Veneer - 760 mm depth	Birch	825002	336
Veneer - 760 mm depth	Oak	827012	336
Veneer - 820 mm depth	Beech	823004	325
Veneer - 820 mm depth	Birch	825004	342
Veneer - 820 mm depth	Oak	827014	343

Worktops Rounded corners

Please note preferred radius of all corners when ordering.

Name	Radius	Art no.	EURO
Rounded corners	Min. radius 100	820010	564

High pressure laminate: 23 mm standard work-tops with high pressure laminate and 2 mm matching airtec-lipping.

- Formica Collection Colours
- Formica Collection Woods

MFC laminate: 22 mm standard worktops have an outer paper layer coated with an impregnated paper and a finish of Aluminium particles for extra protection against wear. 2 mm matching airtec lipping.

Veneer: 22 mm clear lacquered beech, birch or oak veneered chip-board with 2 mm solid lipping.

Airtec lipping: Airtec lipping, also known as laser edging, provides an almost invisible joint between the worktop and edging strip. Thus provides a higher protection against water and heat. This new technology is glue-free, which results in a lower environmental impact.

Inserts: Powder coated steel insert, available in white or black.

- Round with diameter 110, 250 or 400 mm.
- Square 250x250 mm or 350x350 mm.
- Slim 340x40 mm.

Lid for insert: Powder coated steel. Available for round inserts with diameters 250 and 400 mm.

Inserts: Stainless steel, integrated ring in worktop

- Round 250 mm in diameter.

Lid for insert: Compact laminate, folded in / integrated into ring, thickness 6 mm

- Round 250 mm in diameter with knob.
- Compact laminate, Formica F2297 (anthracite) alt. F1040 (white).

Inserts and lids, see page 147.

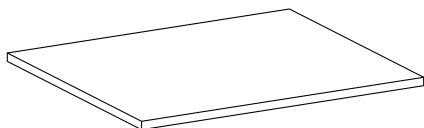
Contact TreCe if you want worktops in other high-pressure materials or other materials such as Valchromat.

Dimensions: Width x Height x Depth.

NCS refers to product lacquered in any optional NCS colour.

CombiLine

Accessories



Shelves, Depth 370 mm (Width x Depth)

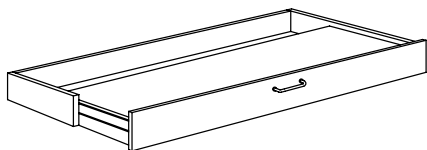
Name	White EURO	NCS EURO	Beech	Birch	Oak EURO
30/370	841916 21	849916L 47	843916	845916	847916 *
60/370	831921 31	839921L 74	833921	835921	837921 *
80/370	831923 69	839923L 126	833923	835923	837923 *
90/370	831922 74	839922L 137	833922	835922	837922 *

Shelves, Depth 570 mm (Width x Depth)

Name	White EURO	NCS EURO	Beech	Birch	Oak EURO
30/570	821913 27	829913L 60	823913	825913	827913 *
60/570	821914 45	829914L 113	823914	825914	827914 *
80/570	821916 48	829916L 141	823916	825916	827916 *
90/570	821915 55	829915L 157	823915	825915	827915 *


Tempered Glass shelf, Depth 370 mm, 6 mm (Width x Depth)

Name	Art no.	EURO
60/370	840941	71
80/370	840942	83
90/370	840943	95




Pull-out shelf, wall

Name	White EURO	NCS EURO	Beech	Birch	Oak EURO
U2 60	811911 372	819911L 536	813911	815911	817911 *
U3 90	811912 388	819912L 591	813912	815912	817912 *



Wooden doors Width/number of shelves

Name	White EURO	NCS EURO	Beech	Birch	Oak EURO
30/1 (one)	841918 77	849918L 102	843918	845918	841918 *
30/2 (one)	831972 87	839972L 127	833972	835972	837972 *
30/3 (one)	831973 95	839973L 157	833973	835973	837973 *
30/4 (one)	831974 118	839974L 202	833974	835974	837974 *
30/5 (one)	831975 123	839975L 229	833975	835975	837975 *
60/1 (pair)	831940 155	839940L 193	833940	835940	837940 *
60/2 (pair)	831941 172	839941L 255	833941	835941	837941 *
60/3 (pair)	831942 190	839942L 316	833942	835942	837942 *
60/4 (pair)	831947 233	839947L 403	833947	835947	837947 *
60/5 (pair)	831943 246	839943L 459	833943	835943	837943 *
80/1 (pair)	831983 163	839983L 215	833983	835983	837983 *
80/2 (pair)	831949 186	839949L 314	833949	835949	837949 *
80/3 (pair)	831987 242	839987L 470	833987	835987	837987 *
80/4 (pair)	831992 325	839992L 656	833992	835992	837992 *
80/5 (pair)	831993 358	839993L 687	833993	835993	837993 *
90/2 (pair)	831944 189	839944L 316	833944	835944	837944 *
90/3 (pair)	831945 206	839945L 394	833945	835945	837945 *



Glass doors Width/number of shelves

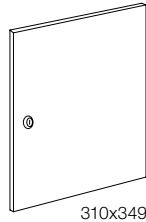
Name	White EURO	NCS EURO	Beech	Birch	Oak EURO
30/2 (one)	831957 346	839957L 579	833957	835957	837957 *
60/2 (pair)	831951 693	839951L 800	833951	835951	837951 *
60/3 (pair)	831952 724	839952L 831	833952	835952	837952 *
60/4 (pair)	831958 874	839958L 1511	833958	835958	837958 *
60/5 (pair)	831953 931	839953L 1568	833953	835953	837953 *
80/2 (pair)	831960 717	839960L 824	833960	835960	837960 *
80/3 (pair)	831995 769	839995L 1320	833995	835995	837995 *
80/4 (pair)	831996 922	839996L 1546	833996	835996	837996 *
80/5 (pair)	831997 991	839997L 1615	833997	835997	837997 *
90/2 (pair)	831954 729	839954L 836	833954	835954	837954 *

* Price via quote. Contact TreCe for more information.

If you would like tempered glass, contact TreCe

Dimensions: Width x Height x Depth.

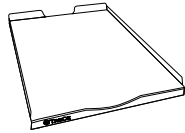
NCS refers to product lacquered in any optional NCS colour.



310x349

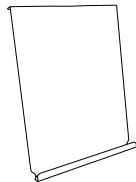
Door (Fits Combi shelf)

Name	White EURO	NCS EURO	Beech	Birch	Oak EURO	
Door incl. lock	841915	104849915L	126	843915	845915	847915 *
Door incl. handle	841918	77849918L	102	843918	845918	847918 *
Door incl. knob	841917	83849917L	107	843917	845917	847917 *



Mail shelves (Incl. mounting fitting)

Name	Colour	Size	Art no.	EURO
Mail shelf, acrylic	Transparent	267 mm	810919	18
Mail shelf, steel	White	267 mm	810927	42
Mail shelf, steel	Black	267 mm	810918	42

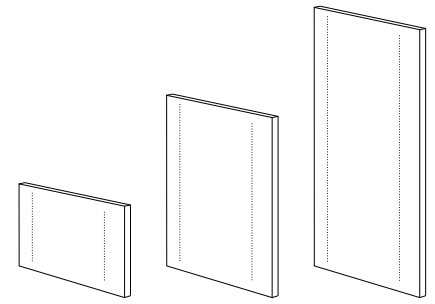


Expo shelf (Incl. mounting fitting)

Name	Art no.	EURO
Expo shelf, white, powder-coated steel	840928	50
Expo shelf, black, powder-coated steel	840929	50

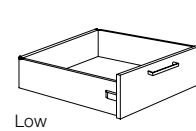
Pull-out shelf, Wall

Name	White EURO	NCS EURO	Beech	Birch	Oak EURO	
U2 60	811911	372	819911L	536	813911	815911 817911 *
U3 90	811912	388	819912L	591	813912	815912 817912 *

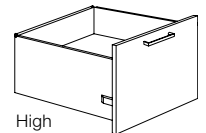


Partition panel, fits width 605, 800 and 900 mm

Name	White EURO	NCS EURO	Beech	Birch	Oak EURO	
Partition panel 371	811913	71 819913L	94	813913	815913	817913 *
Partition panel 723	801912	46 809912L	90	803912	805912	807912 *
Partition panel 1075	801915	59 809915L	125	803915	805915	807915 *



Low



High

Drawer low, 70% expansion, depth 570 mm (Max 30 kg/drawer)

Name	White EURO	NCS EURO	Beech	Birch	Oak EURO	
Low 30/570	831702	148	839702L	160	833702	835702 837702 *
Low 60/570	831703	166	839703L	178	833703	835703 837703 *
Low 80/570	831705	178	839705L	191	833705	835705 837705 *

Drawer high, 70% expansion, depth 570 mm (Max 30 kg/drawer)

Name	White EURO	NCS EURO	Beech	Birch	Oak EURO	
High 60/570	831704	193	839704L	215	833704	835704 837704 *
High 80/570	831709	209	839709L	262	833709	835709 837709 *

Drawer low, 100% expansion, Depth 570 mm (Max 35 kg/drawer)

Name	White EURO	NCS EURO	Beech	Birch	Oak EURO	
Low 30/570	831720	233	839720L	242	833720	835720 837720 *
Low 60/570	831721	249	839721L	267	833721	835721 837721 *
Low 80/570	831722	258	839722L	287	833722	835722 837722 *

Drawer high, 100% expansion, Depth 570 mm (Max 65 kg/drawer)

Name	White EURO	NCS EURO	Beech	Birch	Oak EURO	
High 60/570	831714	370	839714L	410	833714	835714 837714 *
High 80/570	831719	390	839719L	445	833719	835719 837719 *

* Price via quote. Contact TreCe for more information.

Dimensions: Width x Height x Depth.

NCS refers to product lacquered in any optional NCS colour.

Cabinet locks (incl. 2 keys)

Name	Art no.	EURO
Cabinet locks, different lock numbers	830910	90
Addition, identical locks	830985	8

If you would like other lock types, see page 77.

Master key

Name	Lock type	Art no.	EURO
Master key	Cabinet locks	840913	34

Stuff and bag holder

Name	Size	Art no.	EURO
Stuff cork box	90x44x347	890101	27
Stuff shelf cork box	97x80x350	890201	83
Bagholder, mobile	Ø 35 mm	830880	16



Grip handles Edge, addition



Handles, standard

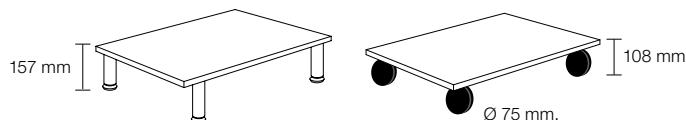
Grip handles Edge

Name	Size	Material	Art no.	EURO
Grip handles Edge*	40 mm	Stainless steel look	850322	13
Grip handles Edge*	40 mm	Black, brushed	850320	13
Grip handles Edge*	40 mm	White, lacquered	850321	13

Handles, standard

Name	Size	Stainless steel look	Black	White	EURO
Handles*	c/c 128 mm	850304	850302	850303	6

* Stainless steel handles as standard, if you would like black or white please specify when ordering. If you would like other handles please contact TreCe.



Stainless adjustable legs. If you would like other legs/wheels contact TreCe.

Load capacity per wheel: 100 kg
Material: black, rubber surface.
2 wheels have brakes.

Leg set, Height 157 mm, Depth 370 mm (Incl. base plate)

Name	White EURO	NCS EURO	Beech	Birch	Oak EURO
30/370	841936 159	879936L 181	843936	845936	877936 *
60/370	841937 159	879937L 181	843937	845937	877937 *
80/370	841940 159	879940L 181	843940	845940	877940 *

Leg set, Height 157 mm, Depth 570 mm (Incl. base plate)

Name	White EURO	NCS EURO	Beech	Birch	Oak EURO
30/570	841931 161	879931L 184	843931	845931	877931 *
60/570	841932 161	879932L 184	843932	845932	877932 *
80/570	841939 161	879939L 184	843939	845939	877939 *
90/570	841933 161	879933L 184	843933	845933	877933 *

Wheel set, Height 108 mm, Depth 570 mm (Incl. base plate)

Name	White EURO	NCS EURO	Beech	Birch	Oak EURO
30/570	841921 126	879921L 144	843921	845921	877921 *
60/570	841922 126	879922L 144	843922	845922	877922 *
80/570	841926 126	879926L 144	843926	845926	877926 *
90/570	841923 126	879923L 144	843923	845923	877923 *

If you would like other wheels, contact TreCe.



Knobs, standard

Name	Size	Stainless steel look	Black	White	EURO
Knob*	ø 19 mm	850313	850312	850314	8

* Stainless knobs as standard, if you would like black or white please specify when ordering. If you would like other handles please contact TreCe.

Specifications

Space

Space

MFC laminated surfaces within Space have a chip core, with the exception of some shelves. Back, frame and edging strip have matching colours unless otherwise stated.

Fronts, Shoe shelf, Open shelf/Bench and Storage box open/Flower box have an MDF core. Textiles at an additional cost.

Frame incl. plinth

Thickness 16 mm, 0.8 mm straight ABS-lipping.

- MFC laminate, white.
- Lacquered, any NCS-colour.
- Double module, width 790 mm
- Single module, width 395 mm

Back

Thickness 16 mm, MFC laminate in- and out. Lacquered when choosing any NCS-colour.

Plinth

Each unit has its own setback plinth, front and rear, with 4 adjustable feet, (Plinth height 143 mm.)

Leg stand

Leg stand in steel with adjustable feet, 4 legs. Delivered not fitted to cabinet, leg stand must be adjusted in height before cabinet is lifted on.

- Leg stand double fits Space double.
- Leg stand triple fits 1x Space double + 1x Space single.
- Leg stand height 143 mm.
- Available in 11 RAL colours.

Fronts

Seamless fronts, thickness 16 mm

- Lacquered MDF, any NCS colour

Inside dimensions:
 Space door low: W363 x H424 x D454 mm.
 Space door middle: W363 x H573 x D454mm.
 Space door high: W363 x H864 x D454 mm.

Drawers

Drawers have soft closing. Extension capacity of 100%, maximum weight 35 kg.

- Drawers with railings or with elevated sides.

Doors to Space recycling units and Space counter

- With push open

Seat module with hatch door

Opens downwards with gas spring.

- Milled-in handle. Are powder coated white as standard. Can be painted in any RAL colour at an additional cost.

Cushions and fabric are additional

Shoe shelf, Open shelf/Bench and Storage box open/Flower box

Thickness 16 mm.

- Lacquered MDF, any NCS colour.
- Modules aligned with fronts.
- Plant pot can be combined with plastic box 19L.
- Accessories: Seat cushion

Double doors Wardrobes

With milled-in handles. Are as standard powder coated, white. It can be painted in any RAL colour at an additional cost.

Mail inlet

Powder-coated steel, White (RAL 9010). Opening 290x20 mm. Mail inlet has an angled steel lip on the inside of the door.

Hinges

- Self closing concealed hinges with integrated soft closing.
- Doors are right-hung as standard.

Shelves, fixed

Shelves mounted with milled-in connection fittings that are secured with screws.

- Shelves for lockers have a chip core
- Shelves for wardrobes have a lamellar wood core.

Shelves, removable for personal storage

The shelf is recessed in the front edge. Mounted with milled shelf brackets, movable according to drill division c/c 32 mm.

Shelves, movable for storage

Installed with milled shelf brackets, removable according to drill division c/c 32 mm.

- 363 - 371 mm has chip core thickness of 16 mm
- 755 mm has laminated core with pine wood thickness 19 mm, max weight 120 kg.

Cover panels/Top cover panels

Thickness 16 mm.

- Lacquered MDF, any NCS colour.

Top cover in compact laminate

Thickness 10 mm

- F2255, white
- F2297 anthracite
- F5343 olive grey

Inlets for top cover, compact laminate

- Inlets square B220 x D220 mm
- Inlet custom, max. size B220 x D260 mm

Accessories

Space shelf insert, clothes rail, carpet, clothes hook, anchor hook, mirror and cork box Stuff.

Cabinet locks

Robust cabinet locks with master key system, individual lock numbers and 2 keys as standard. Identical locks are available at extra cost.

Lock types

Different types of locks and fittings are available for doors, such as electronic RFID locks, code locks, cabinet locks, padlock fittings and push-to-open. For network-based locks contact TreCe for individual advice.

General care instructions

Metal

Wipe with a slightly damp, soft lint-free cloth and mild detergent. Always wipe dry with a dry cloth. Never use solvents on painted metal nor any abrasive cleaners/ materials.

Wood

Wood is a living material and is affected for example by seasons, heat and humidity. Direct sunlight will give surfaces permanent colour and light differences. To avoid colour shifts, all surfaces should be exposed to equal amounts of light.

Normal/daily cleaning:

Dust dry and clean with mild soap solution or mild hand washing-up liquid. Wipe dry with a dry cloth. Never use strong detergents, solvents or products containing abrasives. Remove all stains as soon as possible and wipe the surface dry after cleaning.

Note! Use a minimum amount of water.

General info

Mounting

All modules are factory mounted. Worktops/ Cover panels/Top cover panels are mounted on site.

Warranty

We provide a 5 year factory warranty on Space. Other products, contact TreCe.

Cabinet locks

Robust cabinet locks with master key system, individual numbers with 2 keys as standard. Identical locks available to addition.

Contact TreCe for customisation of selected product.

Specifications

CombiLine

CombiLine

MFC laminated and lacquered surfaces within CombiLine have a chip core, with the exception of some shelves. Back, frame, doors and edge strips have the same colour/wood as other parts as standard, unless otherwise stated.

Frame

Thickness 19 mm, 0.8 mm straight ABS-lipping.

- MFC laminate white, beech, birch and oak.
- Lacquered available in any NCS-colour.

Back

Thickness 12 mm, laminate inside and outside.

Plinth

Every module has its own front and back plinth with 4 adjustable feet (does not apply to recycling units with loading ramps). Plinth 157 mm. Can be replaced with;

- Bottom plate with adjustable stainless steel legs, height 157 mm.
- Bottom plate with lockable wheels, height 104 mm.

Doors

Thickness 16 mm, 2 mm straight ABS-lipping.

- White lacquered UV-treated MFC laminate (NCS S 0500-N), or MFC laminate in beech/birch/oak.
- Lacquered in any NCS colour.
- Self closing concealed hinges with integrated soft closing (does not apply to products with aximat hinges with 180° opening).
- Single doors are right-hung as standard.

Drawer fronts

Drawer front, low: 173 mm

Drawer front, high: 349 mm

Thickness 16 mm, 2 mm straight ABS-lipping.

- White lacquered UV treated MFC laminate (NCS 0500-N) and MFC laminate in beech/birch/ oak.
- Lacquered available in any NCS-colour.

Drawers

Drawers with depth 570 mm have soft closing.

- Extension 70%, max 30 kg.
- Extension 100%, max 35 kg (excl. recycling units).
- Extension 100%, max 65 kg.

Shelves

All shelves are adjustable and mounted with milled-in shelf support. Drill division c/c 32 mm.

- 310 – 605 mm have a chip core.
- 800 – 900 mm have a pine lamellar core.

Recycling unit

MDL60/MD60/MDH60/MD65/MD70

The bottom plate is equipped with an access ramp in stainless steel.

- Doors with aximat hinges for 180 degree

opening for easy access to recycling containers.

Mail shelves

Adjustable with pull-out function and mounting strip, subdivision c/c 96 mm.

- Mail shelves in acrylic have integrated name slots.
- Mail shelves in powder coated steel white or black are available as an addition.

Steel doors mail sorting

White powder coated steel. Shelves inside in the same material as frame, 19 mm.

- Including lock and 2 keys with individual lock number.
- Inlet 22 mm. Open door gives a free space of 90 mm.

Wall modules

White lacquered mounting strip in steel is included for all wall modules.

Lock types

Cabinets locks, padlock fittings, code locks and RFID-locks (EM & Mifare). For network-based locks contact TreCe for individual advice.

Fitting pieces/Cover panels

Available as accessories in the same colour/ material as frame. Width, height and depth adapted to your requirements.

Handles

Stainless steel bow handles as standard, if you would like black or white handles, please not on order.

- Standard handles c/c 128 mm.
- Grip handles 40 mm.

Work tops

High pressure laminate: 23 mm standard work-tops with high pressure laminate and 2 mm matching airtec-lipping.

- Formica Collection Colours
- Formica Collection Woods

MFC laminate: 22 mm standard worktops have an outer paper layer coated with an impregnated paper and a finish of Aluminium particles for extra protection against wear. 2 mm matching airtec-lipping.

Veneer: 22 mm clear lacquered beech, birch or oak veneered chipboard with 2 mm solid lipping.

Airtec-lipping: Airtec-lipping, also known as laser edging, provides an almost invisible joint between the worktop and edging strip. Thus provides a higher protection against water and heat. This new technology is glue-free, which results in a lower environmental impact.

Inserts: Powder-coated steel insert, available in white or black.

- Round with diameter 110, 250 or 400 mm.
- Square 250x250 mm or 350x350 mm.
- Slim 340x40 mm.

Lid for insert: Powder-coated steel. Available for round inserts with diameters 250 and 400 mm.

Inserts: Stainless steel, integrated ring in worktop

- Round 250 mm in diameter.

Lid for insert: Compact laminate, folded in / integrated into ring, thickness 6 mm

- Round 250 mm in diameter with knob.
- Compact laminate, Formica F2297 (anthracite) alt. F1040 (white).

General care instructions

Metal

Wipe with a slightly damp, soft lint-free cloth and mild detergent. Always wipe dry with a dry cloth. Never use solvents on painted metal nor any abrasive cleaners/ materials.

Wood

Wood is a living material and is affected for example by seasons, heat and humidity. Direct sunlight will give surfaces permanent colour and light differences. To avoid colour shifts, all surfaces should be exposed to equal amounts of light.

Normal/daily cleaning:

Dust dry and clean with mild soap solution or mild hand washing-up liquid. Wipe dry with a dry cloth. Never use strong detergents, solvents or products containing abrasives. Remove all stains as soon as possible and wipe the surface dry after cleaning.

Note! Use a minimum amount of water.

General info

Mounting

All modules are factory mounted. Worktops/ Cover panels/Top covers are mounted on site.

Warranty


We provide a 5 year factory warranty on CombiLine. Other products, contact TreCe.

Cabinet locks

Robust cabinet locks with master key system, individual numbers with 2 keys as standard. Identical locks available to addition.

Contact TreCe for customisation of selected product.

TreCe's sustainability work



How we work and what we do

We want to develop products with eco-respect, responsible supply chains and circular life. However, we know that change doesn't happen overnight, but simple and small actions do make a difference. Doing something is always better than nothing! Join us in our circular transition that is filled with opportunity.

We create room for sustainable actions.

In decision making, in projects or when discussing a matter, we make sure sustainability is present. We work continuously to raise awareness among our employees, customers and suppliers.

We are changing to new and better materials.

We're on the look-out for materials that are renewable, recycled, fast-growing, locally sourced and with a low carbon footprint. We are keen to change when we can.

We have a life cycle perspective

We give our products circular life with recycled materials, great lasting quality and smart design. This means they are easy to repair, reuse and recycle. We also test our products at a laboratory and have a generous warranty.

We want to work with responsible suppliers that we all can trust

We want to make sure that our suppliers are trustworthy to both their employees and surrounding environment. That's why we do frequent check-ups, risk analysis and evaluation through out the supply chain. Our goal is to have a supply chain with high transparency and low risk.

Made in Sweden

Our products are manufactured in Sweden, and we are focusing on moving our supply chain closer and closer.

Why choose TreCe?

From idea to reuse, in decision and action, this is where we create new conditions and opportunities for sustainable development and circularity. We want to make it easy for our customers to make sustainable choices, and together we can achieve the vision of a sustainable future. Join us in our circular transition

Here are some reasons to choose us:

- 174 unique products approved by Möbelfakta
- We are certified according to ISO 14001 and 9001
- We support the UN's Global Sustainability Goals 2030
- We have the sustainability information in our product sheets
- We have sustainability goals and policies
- We use recycled materials
- We keep track of our suppliers in the supply chain
- We require the supply chain to operate in accordance with our Code of Conduct
- We offer circular solutions
- Production in Sweden
- We aim to continuously reduce our ecological footprint



We support the Sustainable Development Goals

We want and will actively contribute to achieving the Global Goals for 2030 and to limiting global warming to well below two degrees by 2050. We have selected 5 goals that reflect our activities and where we have the best opportunity to influence, these goals we will have as a starting point in our future work over the next 10 years.



Approved Möbelfakta products

An approved product gives us and our customers security and reassurance that the product meets the requirements for the environment, quality and social responsibility. Möbelfakta is a complete reference and labelling system for furniture owned by IVL Swedish Environmental Institute and Trä- och Möbelföretagen, TMF. Möbelfakta serves as a tool for sustainable choices and is for producers, purchasers, designers, architects, and others who use or work with furniture.



TreCe is certified according to

ISO 9001: 2015 and ISO 14001: 2015

ISO 14001 is an environmental management system that aims to improve and rationalise environmental work. Through environmental impact assessment, environmental goals and routines, an active environmental work is created, which in turn reduces our ecological footprint.

ISO 9001 shows that we work both internally and externally with continuous improvements, routines and monitoring that ensures the quality of our products and services. In short, that our customers and partners always get the best possible reception and service.

Read more about how we work with sustainability on our website.

<https://trece.se/en/sustainability/>

Terms and conditions

Sales and Delivery Terms: All prices are in EURO excluding VAT and shipping. We reserve the right for any price and design changes and reservation for printing errors.

All products are delivered FCA (our warehouse) according to Incoterms 2010 unless otherwise agreed. Some products are delivered unassembled. Costs for packaging, EUR pallets and pallet collars will be added.

Payment terms: 30 days after approved credit check unless otherwise agreed. Delivered products remain our property until full payment is made.

Transport: In the case of visible damage or incomplete delivery, this must be reported immediately to the transport company and noted on the consignment note. The freight forwarder confirms the listing with his signature. Damage that is not visible upon receipt is reported to the transport company as soon as possible, but no later than 6 working days from the date of receipt.

Complaints: Complaints and incorrect deliveries must be reported within 6 days of receipt. In the case of wrongly ordered product, 50% of the purchase price is deducted as a return charge, return shipping will be added. According to order, correctly delivered worktops and customized products are not refunded. All products lacquered in any NCS/RAL colour are classified as special products.

Warranty: The warranty is valid from the delivery date of the product. Invoice/order number must be provided for the warranty to be valid. The warranty does not apply to products that have been stored or assembled incorrectly, used in an inappropriate or improper manner, altered in appearance/function or cleaned with an incorrect cleaning method or cleaning products. The warranty does not cover shipping damage, normal wear and tear, scratches, marks or damage caused by impact or accident. The warranty does not cover products that have been placed outdoors or in a damp environment, or products that have been used for purposes other than those for which they are intended.

For products intended for outdoor use, the above-mentioned humid environment does not apply, but the warranty period is halved for products installed within 200 m of a coastal environment. The warranty does not apply to outdoor products that develop surface corrosion over time as this is purely aesthetic and can be corrected with touch-up paint.

CombiLine: 5 years warranty

Space: 5 years warranty

Place: 5 years warranty

Office family: 1 year warranty

Accessories such as Recycling bins, Bag holders: 1 year warranty

Indoor recycling units - Kloss, Kite, Kite mini, Birdie, Cloud, Hold, Hold mini, Butler, Cloud, Ridge: 2 years warranty

Outdoor recycling units – Popsicle, Hightower: 2 years warranty

Clean: 2 year warranty

Soft: 2 year warranty

Wall mounted storage: 5 years warranty

Archive shelf pine: 5 years warranty

Drawing cabinet: 2 year warranty

Lock: 2 years warranty



Norrköping / Huvudkontor / Showroom

Importgatan 39
P.O. Box 6063, SE-600 06 Norrköping
Ph +46 11 21 14 80
info@trece.se
www.trece.se

Stockholm / Showroom

R40 Center
Rosenlundsgatan 40
Ph +46 8 480 027 55

Göteborg / Showroom

S8
Stampgatan 8
Ph +46 11 21 14 68

Malmö / Showroom

Djäkne 5
Djäknegatan 5
211 35 Malmö
Ph +46 11 21 14 68

Oslo / Showroom

Skøyen Designcenter
Drammensveien 130 C1, Skøyen
Ph +47 23 96 07 22