



NORMBAU

PASSION FOR CARE



Cavere Suspensible lift-up support vario 7447010, suspendable, L = 600mm, with base plate

Lift up support rail vario with base plate,
length 600mm,
made of aluminium, scratch-resistant powder coating with antibacterial
protection, available in Cavere colours, with trigonometric contour for
ergonomic support and grip, space-saving, centrally aligned mounting, left or
right hand application, with durable maintenance-free, friction

bearings, with adjustable brake, easy installation or dismantling due to

connecting to base plate, base plate, made of stainless steel for balanced wall
mounting, concealed screw fixing, can be fitted with paper roll holder

7449 110, maximum loading permitted: 100 kgs,


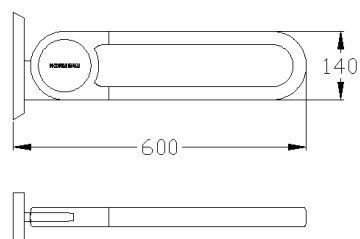
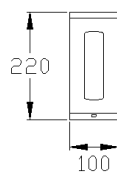
Maximum loading permitted: 100 kg.

The fixing set should be ordered separately to suit the type of wall.



Pro

Pro



Cavere® white (092)

Satin beige (093)

Cavere ½ Silber Metallic (096)

Cavere ½ Anthrazit Metallic (095)

Carbon black (091)

NORMBAU GmbH
Schwarzwaldstraße 15
77871 Renchen/Germany
Telefon +49(0)7843 / 704 - 0
Telefax +49(0)7843 / 704 - 43
www.normbau.de · normbau@allegion.com

