

## PRODUCT IMAGE AND DRAWING



## URC

### WALL HUNG SINGLE URINAL

ELECTRONICALLY  
OPERATED

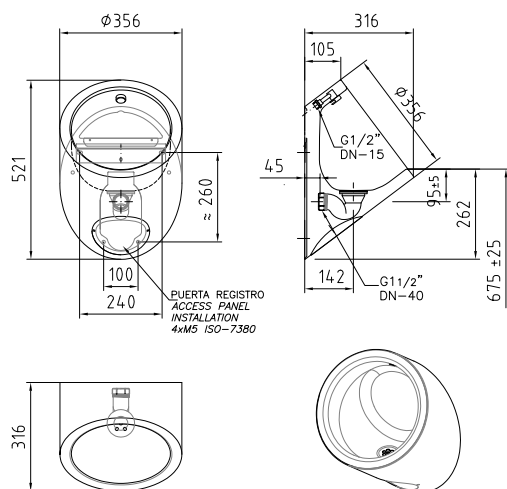
Round, wall hung urinal. Manufactured in stainless steel AISI-304 (1.4301). Supplied with spray nozzle of 1/2" gas thread. Access via service panel. Top inlet (vertical) or back inlet (horizontal) both 1/2" gas thread (DN-15) flushing connection. Supplied with P-trap valve of 1 1/2" (Ø 40mm.).

**ELECTRONIC EQUIPMENT OPTIONS: THERMAL SENSOR**

Thermal sensors KIT for urinal URC-S 24 V

Thermal sensors KIT for urinal URC-S 6V with batteries

Thermal sensors KIT for urinal URC-S 230 V with Power supply

**\*POLISH FINISH AVAILABLE ON REQUEST**

REFERENCE	FEATURES	DIMENSIONS
URC	Brushed finish	520x360x300 mm
URC-E-24V	Thermic sensor	520x360x300 mm
URC-E-4X6V	Thermic sensor - Batteries	520x360x300 mm
URC-E-230V	Thermic sensor - Power supply	520x360x300 mm



## URB

### WALL HUNG SINGLE URINAL

ELECTRONICALLY  
OPERATED

Rectangular, wall hung urinal made of 1mm thick stainless steel AISI-304 18/10 (1.4301). Supplied with spray nozzle of 1/2" gas thread. Top inlet (vertical) or back inlet (horizontal) both 1/2" gas thread (DN-15) flushing connection. Supplied with valve 1 1/2" (Ø 40mm.).

**ELECTRONIC EQUIPMENT OPTIONS: THERMAL SENSOR**

Thermal sensors KIT for urinal URC-S 24 V

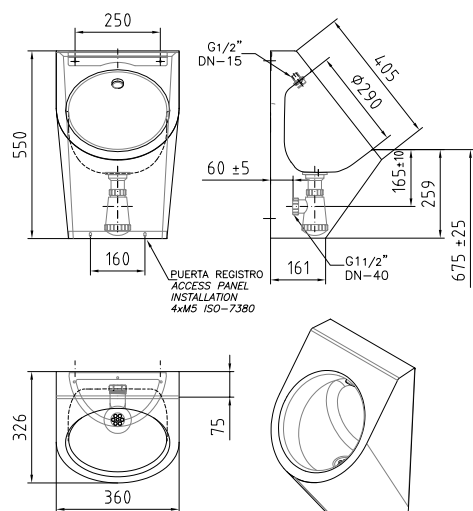
Thermal sensors KIT for urinal URC-S 6V with batteries

Thermal sensors KIT for urinal URC-S 230 V with Power supply

**ELECTRONIC EQUIPMENT OPTIONS: INFRARED SENSOR**

KIT made of Stainless steel Infra-Red head 24 V

KIT made of stainless steel Infra-Red head 6V with batteries

**\*POLISH FINISH AVAILABLE ON REQUEST**

REFERENCE	FEATURES	DIMENSIONS
URB	Brushed finish	360x325x550 mm
URB-E-24V	Thermic sensor	360x325x550 mm
URB-E-4X6V	Thermic sensor - Batteries	360x325x550 mm
URB-E-230V	Thermic sensor - Power supply	360x325x550 mm
URC-EI-24V	Infra-Red sensor	360x325x550 mm
URC-EI-4X6V	Infra-Red sensor - Batteries	360x325x550 mm

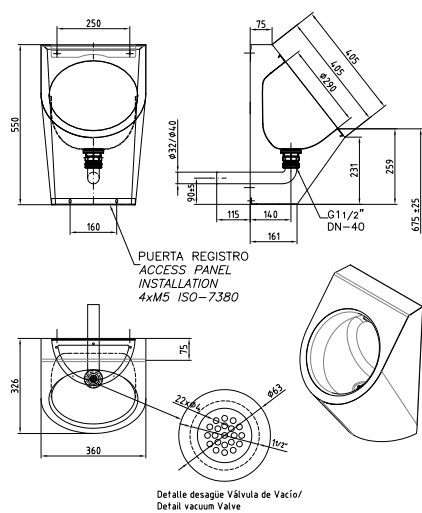


PRODUCT IMAGE AND DRAWING



URB-FF  
FLUSH FREE WALL HUNG SINGLE URINAL

Rectangular, wall hung urinal made of 1mm thick stainless steel AISI-304 18/10 (1.4301). Top inlet (vertical) or back inlet (horizontal) both 1/2" gas thread (DN-15) flushing connection. Supplied with valve 1 1/2" (Ø 40mm.).



REFERENCE	FEATURES	DIMENSIONS
URB-FF-P	Polished finish	360x325x550 mm
URB-FF-S	Brushed finish	360x325x550 mm



URF-700  
WALL HUNG URINAL - OVAL SHAPED

ELECTRONICALLY  
OPERATED

NEW

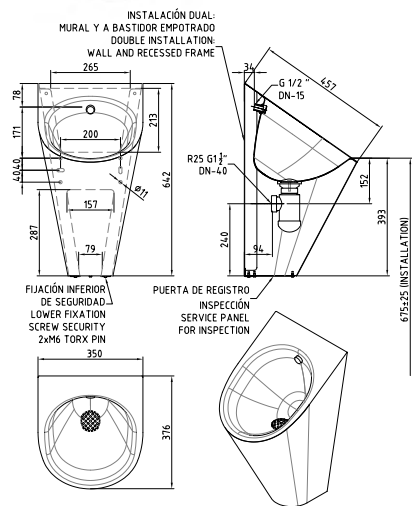
Rectangular, wall hung urinal made of 1mm thick stainless steel AISI-304 18/10 (1.4301). Supplied with spray head of 1/2" gas thread. Thickness: Bowl 1mm and cover 1,5mm. Inlet: back inlet (horizontal) both 1/2" gas thread (DN-15) flushing connection.

ELECTRONIC EQUIPMENT OPTIONS: THERMAL SENSOR

Thermal sensors KIT for urinal URC-S 24 V  
Thermal sensors KIT for urinal URC-S 6V with batteries  
Thermal sensors KIT for urinal URC-S 230 V with Power supply

ELECTRONIC EQUIPMENT OPTIONS: INFRARED SENSOR

KIT made of Stainless steel Infra-Red head 24 V  
KIT made of tainless steel Infra-Red head 6V with batteries



REFERENCE	FEATURES	DIMENSIONS
URF-700	Brushed finish	390x700x340 mm
URF-E-24V	Thermic sensor	390x700x340 mm
URF-E-4X6V	Thermic sensor - Batteries	390x700x340 mm
URF-E-230V	Thermic sensor - Power supply	390x700x340 mm
URF-EI-24V	Infra-Red sensor	390x700x340 mm
URF-EI-4X6V	Infra-Red sensor - Batteries	390x700x340 mm



## PRODUCT IMAGE AND DRAWING



## URM

## WALL MOUNTED TROUGH URINAL

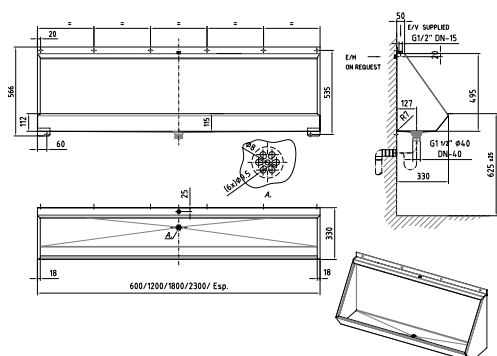
Wall hung trough urinal made of stainless steel AISI-304 (1.4301), 1.5mm thick. Flushing through perforated stainless steel pipe.

Inlet: Top inlet (vertical) by 1/2" gas threads (DN-15) flushing connection.

Trap: Supplied with a flat outlet valve and trap of 1 1/2" (Ø 40 mm.).

Option:

- Dividers available



REFERENCE	FEATURES	DIMENSIONS
<b>URM-1200</b>	Suitable for 2 users	1200x330x566 mm
<b>URM-1800</b>	Suitable for 3 users	1800x330x566 mm
<b>URM-2300</b>	Suitable for 4 users	2300x330x566 mm
<b>URM-1200-SEP</b>	Suitable for 2 users	1200x429x911 mm
<b>URM-1800-SEP</b>	Suitable for 3 users	1800x429x911 mm
<b>URM-2300-SEP</b>	Suitable for 4 users	2300x429x911 mm



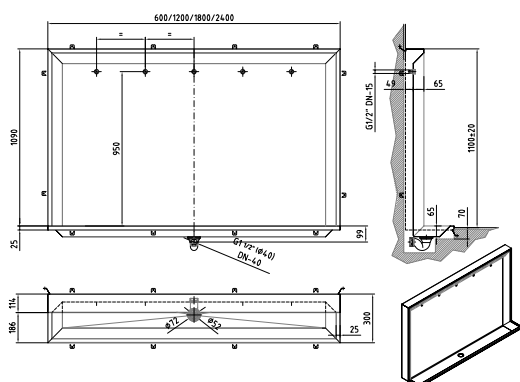
## URE

## RECESSED TROUGH URINAL

Wall hung trough urinal made of stainless steel AISI-304 (1.4301), 1.5mm thick.

Spray nozzles flushing. Inlet: Top inlet (vertical) by 1/2" gas threads (DN-15) flushing connection.

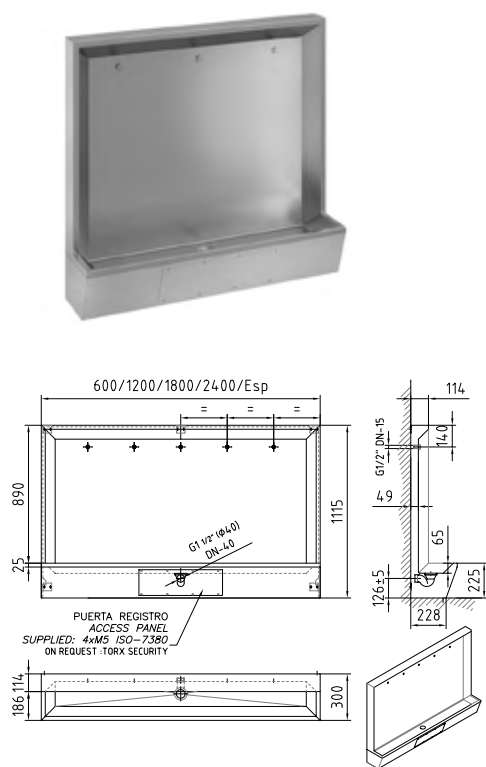
Trap: Supplied with a flat outlet valve and trap of 1 1/2" (Ø 40 mm.).



REFERENCE	FEATURES	DIMENSIONS
<b>URE-600</b>	Suitable for 1 user	600x300x1155 mm
<b>URE-1200</b>	Suitable for 2 users	1200x300x1155 mm
<b>URE-1800</b>	Suitable for 3 users	1800x300x1155 mm
<b>URE-2400</b>	Suitable for 4 users	2400x300x1155 mm



PRODUCT IMAGE AND DRAWING



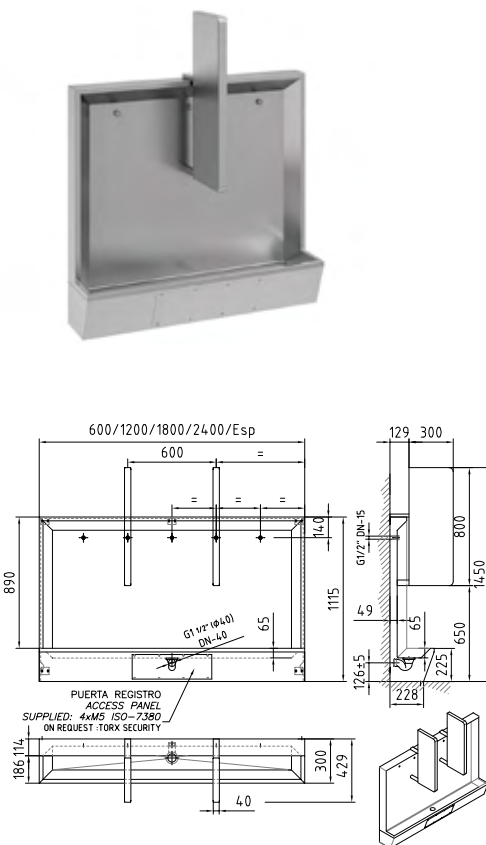
**URE-P**  
**RECESSED TROUGH URINAL - BOTTOM ACCESS PANEL**

NEW

Manufactured in stainless steel AISI-304 18/10 (1.4301) of 1,2m thick. Supplied with spray nozzles and dividers.

- BACK INLET
- ACCES PANEL TO FACILITATE INSTALATION

REFERENCE	FEATURES	DIMENSIONS
URE-1200-P	Suitable for 2 users	1200x300x1115 mm
URE-1800-P	Suitable for 3 users	1800x300x1115 mm
URE-2400-P	Suitable for 4 users	2400x300x1115 mm



**URE-P-SEP**  
**RECESSED TROUGH URINAL WITH DIVIDERS - BOTTOM ACCESSS PANEL**

NEW

Manufactured in stainless steel AISI-304 18/10 (1.4301) of 1,2m thick. Supplied with spray nozzles and dividers

- URINAL DIVIDERS INCLUDED
- BACK INLET
- ACCES PANEL TO FACILITATE INSTALATION

REFERENCE	FEATURES	DIMENSIONS
URE-1200-P- SEP	Suitable for 2 users	1200x300x1115 mm
URE-1800-P- SEP	Suitable for 3 users	1800x300x1115 mm
URE-2400-P- SEP	Suitable for 4 users	2400x300x1115 mm



## PRODUCT IMAGE AND DRAWING

NEW

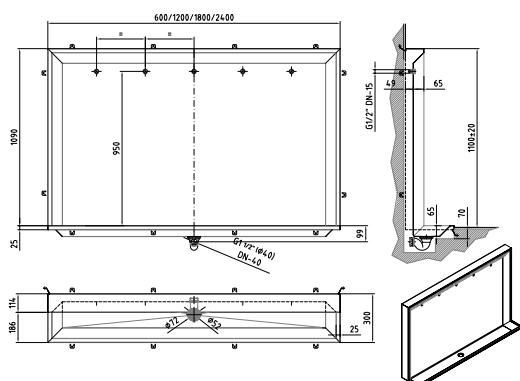


## URE-SEP

## RECESSED TROUGH URINAL WITH DIVIDERS

Manufactured in stainless steel AISI-304 18/10 (1.4301) of 1,2m thick. Supplied with spray nozzles and dividers

BACK INLET



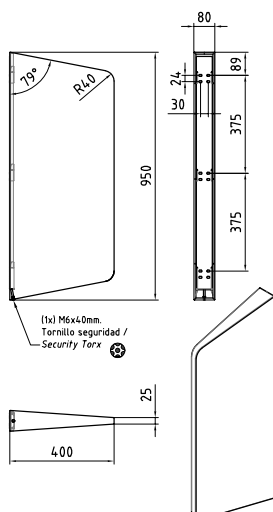
REFERENCE	FEATURES	DIMENSIONS
URE-1200-SEP	Suitable for 2 users	1200x300x1115 mm
URE-1800-SEP	Suitable for 3 users	1800x300x1115 mm
URE-2400-SEP	Suitable for 4 users	2400x300x1115 mm



## URC-SEP

## URINAL DIVIDER

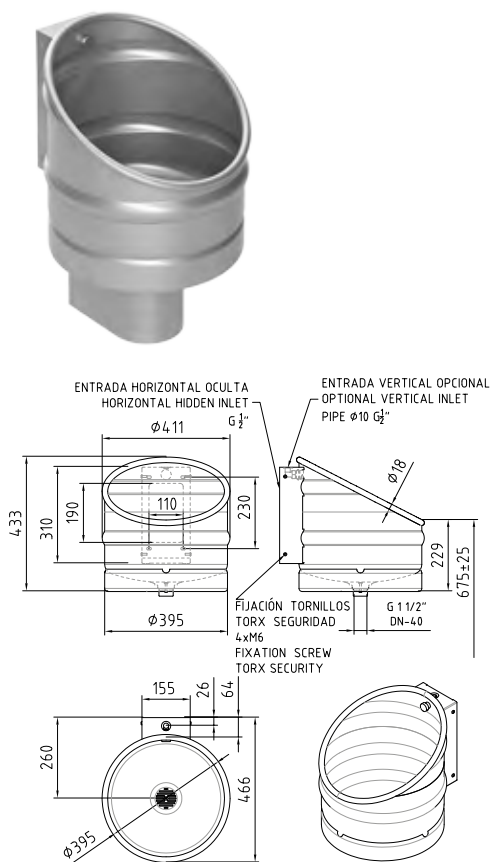
Urinal divider manufactured in 1.5mm thick stainless steel AISI-304 (1.4301). Concealed fixing for vandal resistance. Recommended installation height: 390 mm from floor to the lower edge.



REFERENCE	FEATURES	DIMENSIONS
URC-SEP-P	Polished finish	80x400x950 mm
URC-SEP-S	Brushed finish	80x400x950 mm



PRODUCT IMAGE AND DRAWING

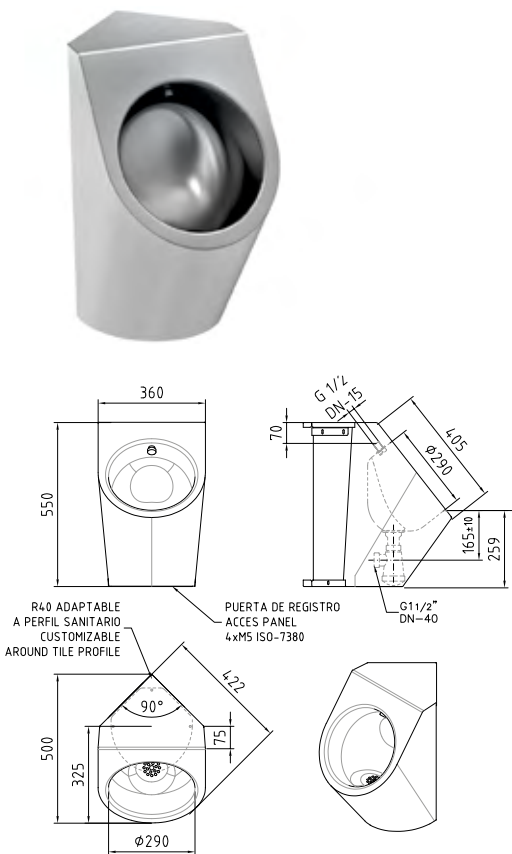


**URK 50**  
**KEG URINAL**

NEW

Made of 1,5 mm thick stainless steel AISI-304 18/10 (1.4301). Back plate for easy installation.  
Authentic pub feel.

REFERENCE	FEATURES	DIMENSIONS
URK 50	Sandblasting finish	Ø 395 x 430 mm



**URB-A**  
**CORNER URINAL BOWL - SUPPLIED WITH SERVICE DOOR**

NEW

Corner wall hung urinal made of 1mm thick stainless steel AISI-304 18/10 (1.4301). Supplied with spray head of 1/2" gas thread.

Thickness: Bowl 1mm and cover 1,5mm.  
Inlet: Top inlet (vertical) or back inlet (horizontal) both 1/2" gas thread (DN-15) flushing connection.

REFERENCE	FEATURES	DIMENSIONS
URB-A	Sandblasting finish	360x500x550 mm





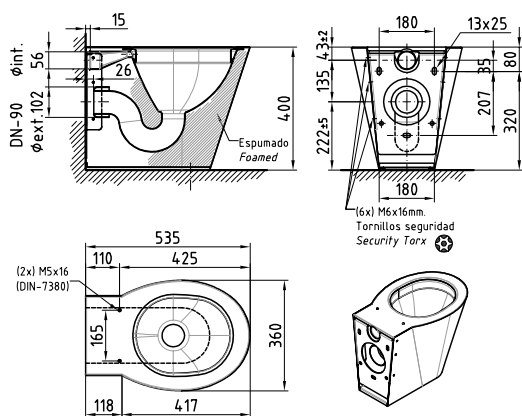


PRODUCT IMAGE AND DRAWING



INP-535-OVD  
FLOOR STANDING WC PAN

Conical floor standing WC pan made of stainless steel AISI-304 (1.4301). One-piece toilet bowl. Approved and certified in compliance with the European Standard EN-997 (flush volume 4 or 6 litres).  
Splash proof toilet bowl. Back to wall mounting on a fixing plate (supplied with the toilet).  
Optional: Wood or Black toilet seat.  
Filled with expanded polyurethane foam for sound deadening and to prevent bumps and dents.

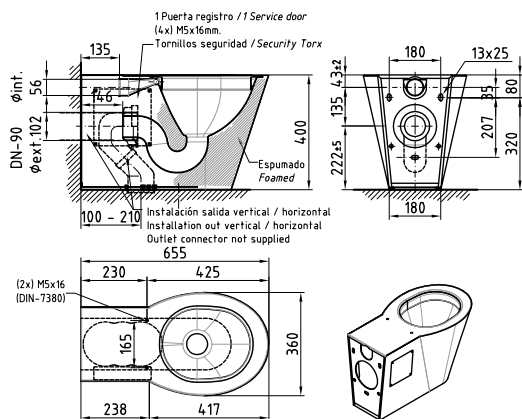


REFERENCE	FEATURES	DIMENSIONS
INP-535-OVD-P	Polished finish	360x535x400 mm
INP-535-OVD-S	Brushed finish	360x535x400 mm



INP-655-OVD-PR  
FLOOR STANDING WC PAN

Conical floor standing WC pan made of stainless steel AISI-304 (1.4301). One-piece toilet bowl. Approved and certified in compliance with the European Standard EN-997 (flush volume 4 or 6 litres).  
Splash proof toilet bowl. Back to wall mounting on a fixing plate (supplied with the toilet).  
Optional: Wood or Black toilet seat.  
Filled with expanded polyurethane foam for sound deadening and to prevent bumps and dents.



REFERENCE	FEATURES	DIMENSIONS
INP-655-OVD-PR-P	Polished finish	360x655x400 mm
INP-655-OVD-PR-S	Brushed finish	360x655x400 mm



## PRODUCT IMAGE AND DRAWING



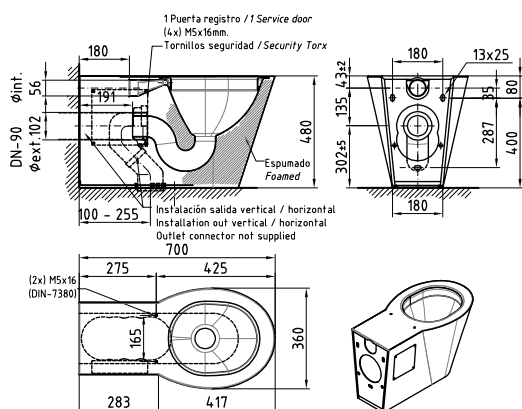
## INP-700-OVD-PR

### FLOOR STANDING WC PAN

Conical floor standing WC pan made of stainless steel AISI-304 (1.4301). One-piece toilet bowl. Approved and certified in compliance with the European Standard EN-997 (flush volume 4 or 6 litres).

Splash proof toilet bowl. Back to wall mounting on a fixing plate (supplied with the toilet). Optional: Wood or Black toilet seat.

Filled with expanded polyurethane foam for sound deadening and to prevent bumps and dents.



REFERENCE	FEATURES	DIMENSIONS
INP-700-OVD-PR-P	Polished finish	360x700x480 mm
INP-700-OVD-PR-S	Brushed finish	360x700x480 mm



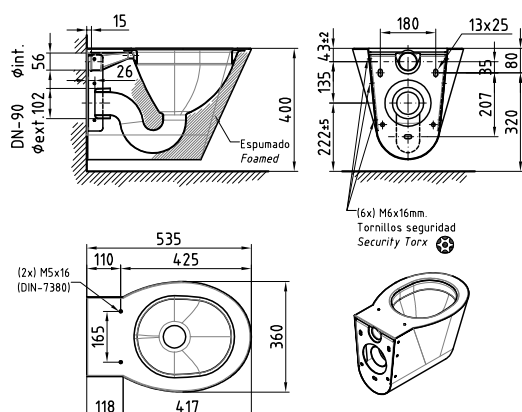
## INS-535-OVD

### WALL MOUNTED WC PAN

Conical wall mounted WC pan made of stainless steel AISI-304 (1.4301). One-piece toilet bowl. Approved and certified in compliance with the European Standard EN-997 (flush volume 4 or 6 litres).

Splash proof toilet bowl. Back to wall mounting on a fixing plate (supplied with the toilet).. Optional: Wood or Black toilet seat.

Filled with expanded polyurethane foam for sound deadening and to prevent bumps and dents.



REFERENCE	FEATURES	DIMENSIONS
INS-535-OVD-P	Polished finish	360x535x360 mm
INS-535-OVD-S	Brushed finish	360x535x360 mm

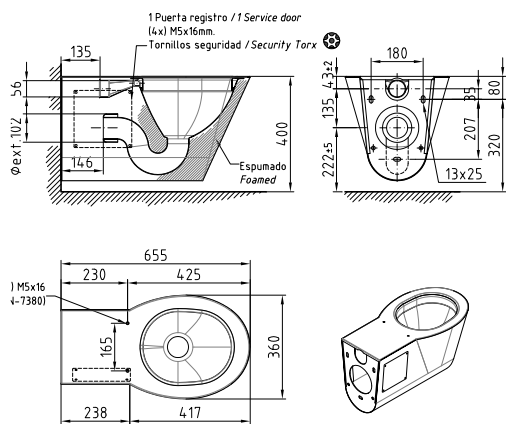


PRODUCT IMAGE AND DRAWING



INS-655-OVD-PR  
WALL MOUNTED WC PAN

Conical wall mounted WC pan made of stainless steel AISI-304 (1.4301). One-piece toilet bowl. Approved and certified in compliance with the European Standard EN-997 (flush volume 4 or 6 litres).  
Splash proof toilet bowl. Back to wall mounting on a fixing plate (supplied with the toilet)..  
Optional: Wood or Black toilet seat.  
Filled with expanded polyurethane foam for sound deadening and to prevent bumps and dents.

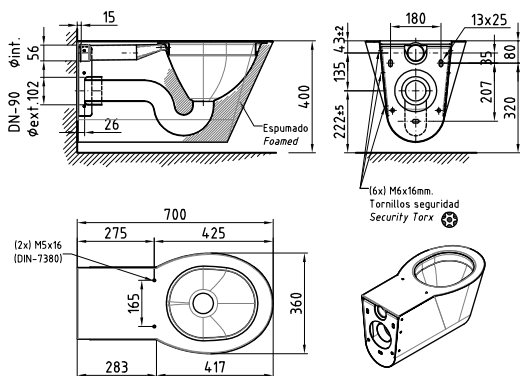


REFERENCE	FEATURES	DIMENSIONS
INS-655-OVD-PR-P	Polished finish	360x655x360 mm
INS-655-OVD-PR-S	Brushed finish	360x655x360 mm



INS-700-OVD  
WALL MOUNTED WC PAN

Conical wall mounted WC pan made of stainless steel AISI-304 (1.4301). One-piece toilet bowl. Approved and certified in compliance with the European Standard EN-997 (flush volume 4 or 6 litres).  
Splash proof toilet bowl. Back to wall mounting on a fixing plate (supplied with the toilet)..  
Optional: Wood or Black toilet seat.  
Filled with expanded polyurethane foam for sound deadening and to prevent bumps and dents.



REFERENCE	FEATURES	DIMENSIONS
INS-700-OVD-P	Polished finish	360x700x360 mm
INS-700-OVD-S	Brushed finish	360x700x360 mm



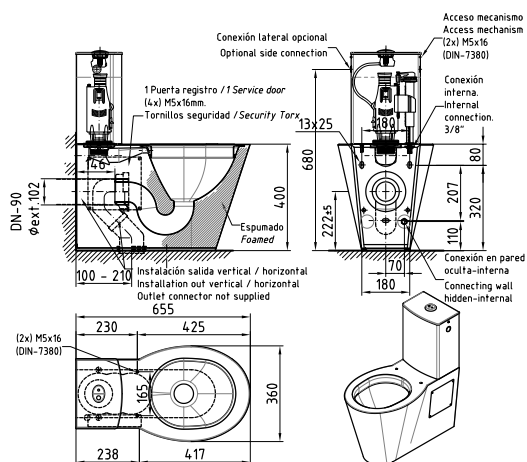
## PRODUCT IMAGE AND DRAWING

**INP-655-OVD-TB-PR****FLOOR STANDING WC PAN**

Conical floor standing WC pan with tank made of stainless steel AISI- 304 (1.4301). One-piece toilet bowl. Approved and certified in compliance with the European Standard EN-997 (flush volume 4 or 6 litres).

Splash proof toilet bowl. Back to wall mounting on a fixing plate (supplied with the toilet). Optional: Wood or Black toilet seat.

Filled with expanded polyurethane foam for sound deadening and to prevent bumps and dents.



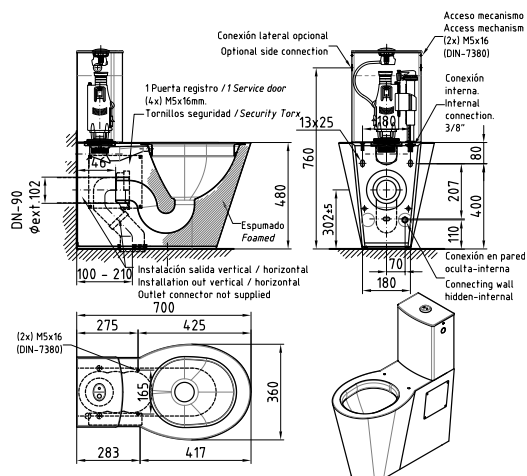
REFERENCE	FEATURES	DIMENSIONS
<b>INP-655-OVD-TB-PR-P</b>	Polished finish	360x655x745 mm
<b>INP-655-OVD-TB-PR-S</b>	Brushed finish	360x655x745 mm

**INP-700-OVD-TB-PR****FLOOR STANDING WC PAN**

Conical floor standing WC pan with tank made of stainless steel AISI- 304 (1.4301). One-piece toilet bowl. Approved and certified in compliance with the European Standard EN-997 (flush volume 4 or 6 litres).

Splash proof toilet bowl. Back to wall mounting on a fixing plate (supplied with the toilet). Optional: Wood or Black toilet seat.

Filled with expanded polyurethane foam for sound deadening and to prevent bumps and dents.



REFERENCE	FEATURES	DIMENSIONS
<b>INP-700-OVD-TB-PR-P</b>	Polished finish	360x700x825 mm
<b>INP-700-OVD-TB-PR-S</b>	Brushed finish	360x700x825 mm

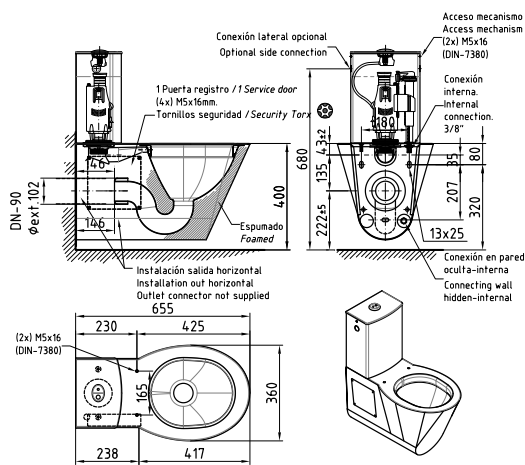


PRODUCT IMAGE AND DRAWING



INS-655-OVD-TB-PR  
WALL MOUNTED WC PAN

Conical wall mounted WC pan with tank made of stainless steel AISI- 304 (1.4301). One-piece toilet bowl. Approved and certified in compliance with the European Standard EN-997 (flush volume 4 or 6 litres).  
Splash proof toilet bowl. Back to wall mounting on a fixing plate (supplied with the toilet).  
Optional: Wood or Black toilet seat.  
Filled with expanded polyurethane foam for sound deadening and to prevent bumps and dents.

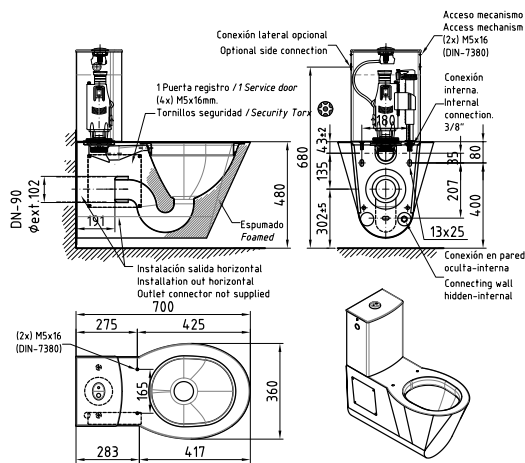


REFERENCE	FEATURES	DIMENSIONS
INS-655-OVD-TB-PR-P	Polished finish	360x655x705 mm
INS-655-OVD-TB-PR-S	Brushed finish	360x655x705 mm



INS-700-OVD-TB-PR  
WALL MOUNTED WC PAN

Conical wall mounted WC pan with tank made of stainless steel AISI- 304 (1.4301). One-piece toilet bowl. Approved and certified in compliance with the European Standard EN-997 (flush volume 4 or 6 litres).  
Splash proof toilet bowl. Back to wall mounting on a fixing plate (supplied with the toilet).  
Optional: Wood or Black toilet seat.  
Filled with expanded polyurethane foam for sound deadening and to prevent bumps and dents.



REFERENCE	FEATURES	DIMENSIONS
INS-700-OVD-TB-PR-P	Polished finish	360x700x705mm
INS-700-OVD-TB-PR-S	Brushed finish	360x700x705 mm



## PRODUCT IMAGE AND DRAWING



## DM-OVD

### TOILET SEAT

Toilet seat, specially designed for our stainless steel WC pans. Hinges made of stainless steel AISI-304.  
Supplied with security Torx screws (DIN 965).

REFERENCE	FEATURES	DIMENSIONS
<b>DM-OVD-B</b>	Black Color. Suitable for all OVD WC Pans	357X425 mm
<b>DM-OVD-W</b>	Wooden Color. Suitable for all OVD WC Pans	357X425 mm



## INP-535-OVC

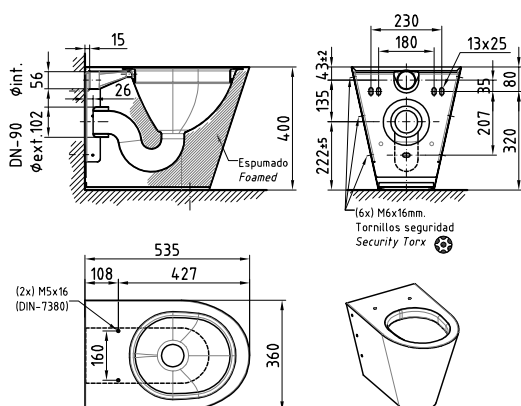
### FLOOR STANDING WC PAN

Conical floor standing WC pan made of stainless steel AISI-304 (1.4301). One-piece toilet bowl. Approved and certified in compliance with the European Standard EN-997 (flush volume 4 or 6 litres).

Splash proof toilet bowl.

Back to wall mounting on a fixing plate (supplied with the toilet). Optional: Wood or Black toilet seat.

Filled with expanded polyurethane foam for sound deadening and to prevent bumps and dents.



REFERENCE	FEATURES	DIMENSIONS
<b>INP-535-OVC-P</b>	Polished finish	360x535x400 mm
<b>INP-535-OVC-S</b>	Brushed finish	360x535x400 mm



PRODUCT IMAGE AND DRAWING



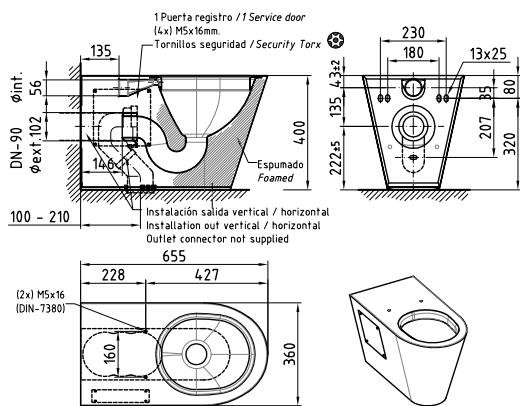
INP-655-OVC-PR  
FLOOR STANDING WC PAN

Conical floor standing WC pan made of stainless steel AISI-304 (1.4301). One-piece toilet bowl. Approved and certified in compliance with the European Standard EN-997 (flush volume 4 or 6 litres).

Splash proof toilet bowl.

Back to wall mounting on a fixing plate (supplied with the toilet). Optional: Wood or Black toilet seat.

Filled with expanded polyurethane foam for sound deadening and to prevent bumps and dents.



REFERENCE	FEATURES	DIMENSIONS
INP-655-OVC-PR-P	Polished finish	360x655x400 mm
INP-655-OVC-PR-S	Brushed finish	360x655x400 mm



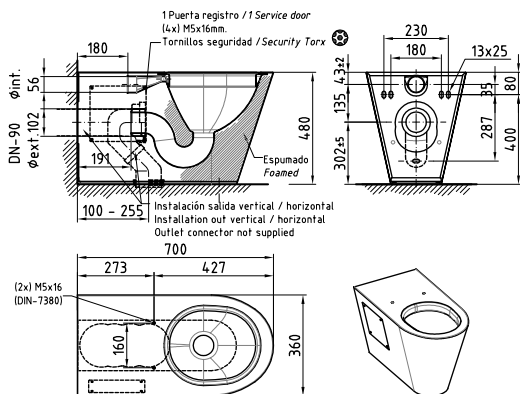
INP-700-OVC-PR  
FLOOR STANDING WC PAN

Conical floor standing WC pan made of stainless steel AISI-304 (1.4301). One-piece toilet bowl. Approved and certified in compliance with the European Standard EN-997 (flush volume 4 or 6 litres).

Splash proof toilet bowl.

Back to wall mounting on a fixing plate (supplied with the toilet). Optional: Wood or Black toilet seat.

Filled with expanded polyurethane foam for sound deadening and to prevent bumps and dents.



REFERENCE	FEATURES	DIMENSIONS
INP-700-OVC-PR-P	Polished finish	360x700x480 mm
INP-700-OVC-PR-S	Brushed finish	360x700x480 mm



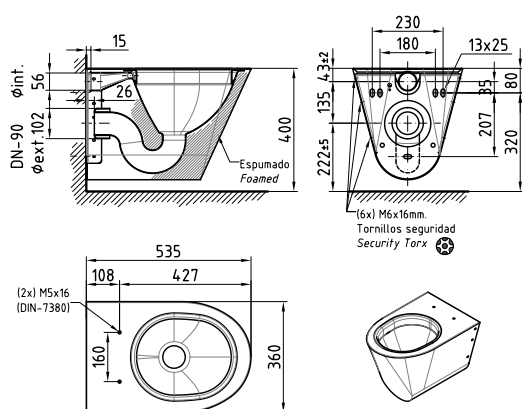
## PRODUCT IMAGE AND DRAWING

**INS-535-OVC****WALL MOUNTED WC PAN**

Conical wall mounted WC pan made of stainless steel AISI-304 (1.4301). One-piece toilet bowl. Approved and certified in compliance with the European Standard EN-997 (flush volume 4 or 6 litres).

Splash proof toilet bowl. Back to wall mounting on a fixing plate (supplied with the toilet). Optional: Wood or Black toilet seat.

Filled with expanded polyurethane foam for sound deadening and to prevent bumps and dents.



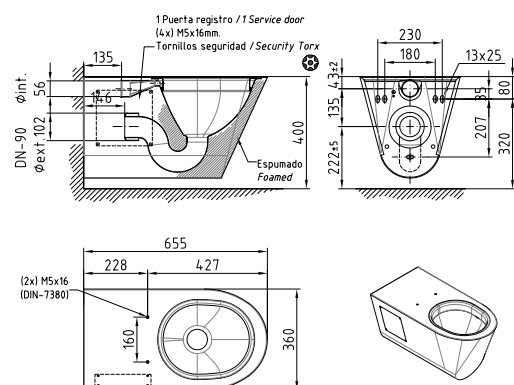
REFERENCE	FEATURES	DIMENSIONS
<b>INS-535-OVC-P</b>	Polished finish	360x535x360 mm
<b>INS-535-OVC-S</b>	Brushed finish	360x535x360 mm

**INS-655-OVC-PR****WALL MOUNTED WC PAN**

Conical wall mounted WC pan made of stainless steel AISI-304 (1.4301). One-piece toilet bowl. Approved and certified in compliance with the European Standard EN-997 (flush volume 4 or 6 litres).

Splash proof toilet bowl. Back to wall mounting on a fixing plate (supplied with the toilet). Optional: Wood or Black toilet seat.

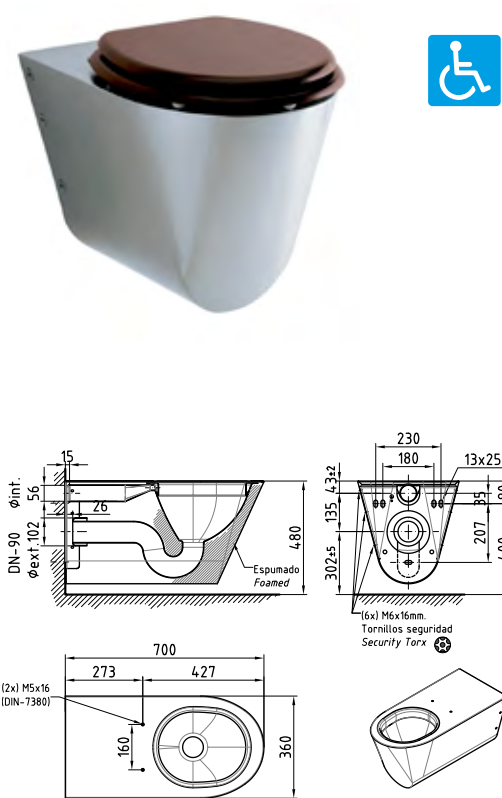
Filled with expanded polyurethane foam for sound deadening and to prevent bumps and dents.



REFERENCE	FEATURES	DIMENSIONS
<b>INS-655-OVC-PR-P</b>	Polished finish	360x655x360 mm
<b>INS-655-OVC-PR-S</b>	Brushed finish	360x655x360 mm



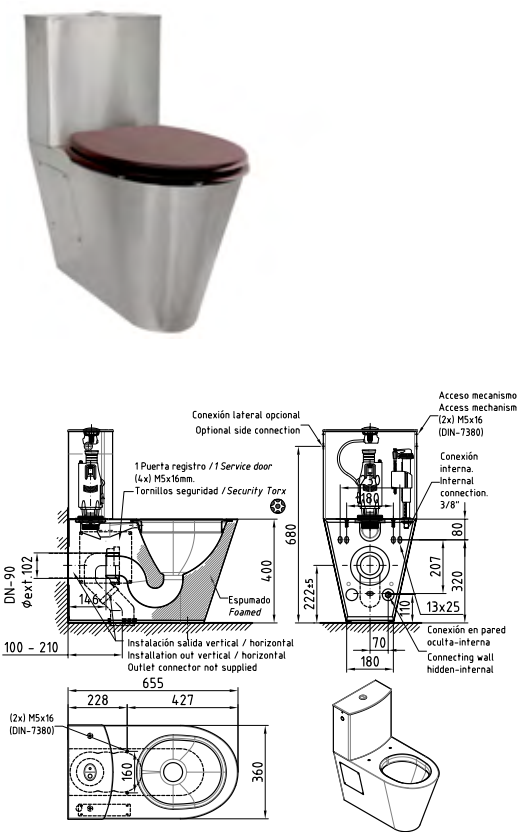
PRODUCT IMAGE AND DRAWING



**INS-700-OVC**  
**WALL MOUNTED WC PAN**

Conical wall mounted WC pan made of stainless steel AISI-304 (1.4301). One-piece toilet bowl. Approved and certified in compliance with the European Standard EN-997 (flush volume 4 or 6 litres).  
Splash proof toilet bowl. Back to wall mounting on a fixing plate (supplied with the toilet).  
Optional: Wood or Black toilet seat.  
Filled with expanded polyurethane foam for sound deadening and to prevent bumps and dents.

REFERENCE	FEATURES	DIMENSIONS
INS-700-OVC-P	Polished finish	360x700x360 mm
INS-700-OVC-S	Brushed finish	360x700x360 mm



**INP-655-OVC-TB-PR**  
**FLOOR STANDING WC PAN**

Conical floor standing WC pan with tank made of stainless steel AISI- 304 (1.4301). One-piece toilet bowl. Approved and certified in compliance with the European Standard EN-997 (flush volume 4 or 6 litres).  
Splash proof toilet bowl. Back to wall mounting on a fixing plate (supplied with the toilet).  
Optional: Wood or Black toilet seat.  
Filled with expanded polyurethane foam for sound deadening and to prevent bumps and dents.

REFERENCE	FEATURES	DIMENSIONS
INP-655-OVC-TB-PR-P	Polished finish	360x655x745 mm
INP-655-OVC-TB-PR-S	Brushed finish	360x655x745 mm



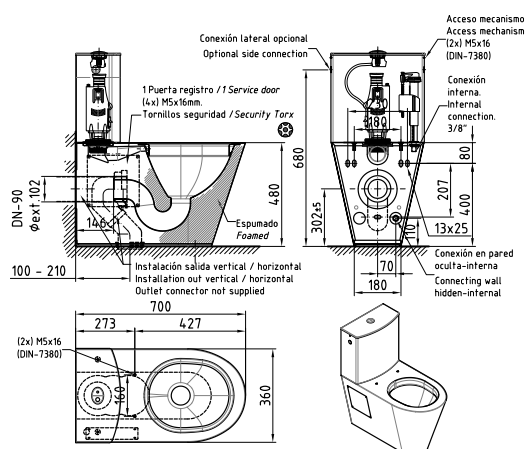
## PRODUCT IMAGE AND DRAWING

**INP-700-OVC-TB-PR****FLOOR STANDING WC PAN**

Conical floor standing WC pan with tank made of stainless steel AISI- 304 (1.4301). One-piece toilet bowl. Approved and certified in compliance with the European Standard EN-997 (flush volume 4 or 6 litres).

Splash proof toilet bowl. Back to wall mounting on a fixing plate (supplied with the toilet). Optional: Wood or Black toilet seat.

Filled with expanded polyurethane foam for sound deadening and to prevent bumps and dents.



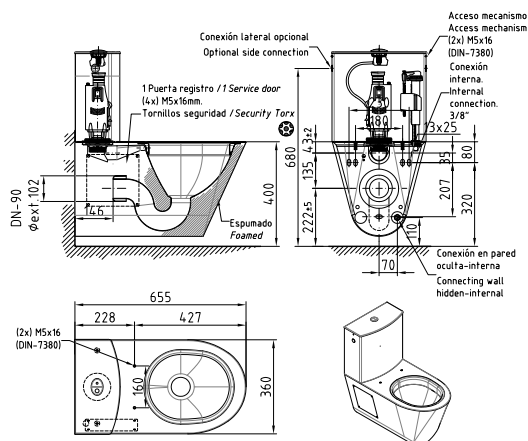
REFERENCE	FEATURES	DIMENSIONS
<b>INP-700-OVC-TB-PR-P</b>	Polished finish	360x700x825 mm
<b>INP-700-OVC-TB-PR-S</b>	Brushed finish	360x700x825 mm

**INS-655-OVC-TB-PR****WALL MOUNTED WC PAN**

Conical wall mounted WC pan with tank made of stainless steel AISI- 304 (1.4301). One-piece toilet bowl. Approved and certified in compliance with the European Standard EN-997 (flush volume 4 or 6 litres).

Splash proof toilet bowl. Back to wall mounting on a fixing plate (supplied with the toilet). Optional: Beech wood or Black toilet seat.

Filled with expanded polyurethane foam for sound deadening and to prevent bumps and dents..



REFERENCE	FEATURES	DIMENSIONS
<b>INS-655-OVC-TB-PR-P</b>	Polished finish	360x655x707/745 mm
<b>INS-655-OVC-TB-PR-S</b>	Brushed finish	360x655x707/745 mm



PRODUCT IMAGE AND DRAWING



**DM-OVC**  
**TOILET SEAT**

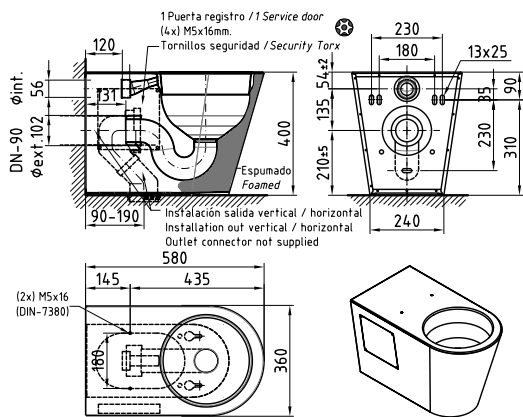
Toilet seat, specially designed for our stainless steel WC pans. Hinges made of stainless steel AISI-304.  
Supplied with security Torx screws (DIN 965). Beech wood model available.

REFERENCE	FEATURES	DIMENSIONS
DM-OVC-B	Black Color	355X440 mm
DM-OVC-W	Wooden Color	355X440 mm



**INP-580-REC-PR**  
**FLOOR STANDING WC PAN**

Conical floor standing WC pan made of stainless steel AISI-304 (1.4301).  
Round shaped toilet bowl.  
Filled with expanded polyurethane foam for sound deadening and to prevent bumps and dents..  
Splash proof toilet bowl. Supplied with access panel.



REFERENCE	FEATURES	DIMENSIONS
INP-580-REC-PR-P	Polished finish	360x580x400 mm
INP-580-REC-PR-S	Brushed finish	360x580x400 mm



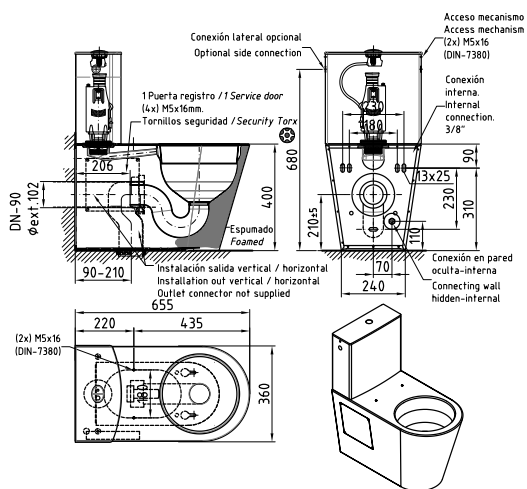
## PRODUCT IMAGE AND DRAWING



## INP-655-REC-TB-PR

### FLOOR STANDING WC PAN

Conical floor standing WC pan with tank.  
 Round shaped toilet bowl.  
 Filled with expanded polyurethane foam for sound deadening and to prevent bumps and dents..  
 Splash proof toilet bowl.  
 Supplied with access panel.



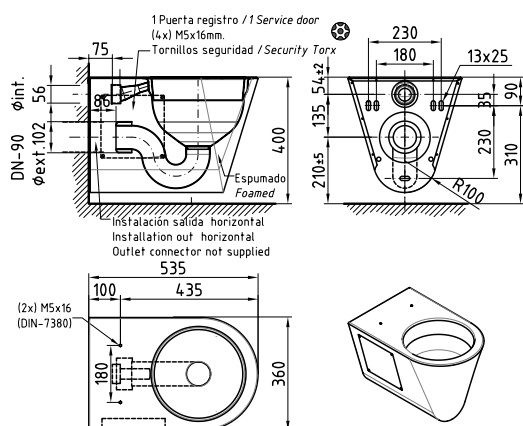
REFERENCE	FEATURES	DIMENSIONS
INP-655-REC-TB-PR-P	Polished finish	360x655x750 mm
INP-655-REC-TB-PR-S	Brushed finish	360x655x750 mm



## INS-535-REC-PR

### WALL MOUNTED WC PAN

Stamped round WC bowl. 1,5mm thickness.  
 Filled with expanded polyurethane foam for sound deadening and to prevent bumps and dents..  
 Splash proof toilet bowl.  
 Outlet: Stainless steel P-Trap Ø 100 mm.



REFERENCE	FEATURES	DIMENSIONS
INS-535-REC-PR-P	Polished finish	360x535x362/400 mm
INS-535-REC-PR-S	Brushed finish	360x535x362/400 mm



PRODUCT IMAGE AND DRAWING



**DM-REC**  
**TOILET SEAT**

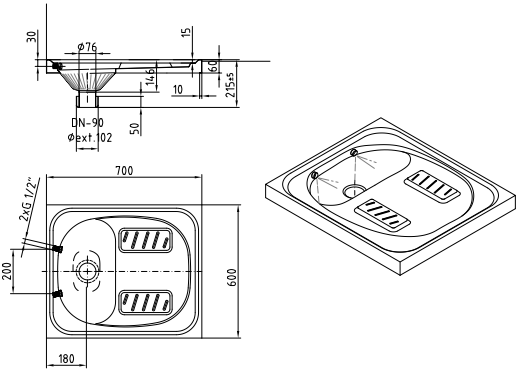
Toilet seat, specially designed for our stainless steel WC pans.  
Hinges made of stainless steel AISI-304.  
Supplied with security Torx screws (DIN 965).

REFERENCE	FEATURES	DIMENSIONS
DM-REC-B	Black Color	364X440 mm
DM-REC-W	Wooden Color	3645X440 mm



**PT**  
**SQUATTING PAN**

Stamped squatting pan made of 1.5mm thick stainless steel AISI-304 (1.4301). Satin finish.  
Foot holder with non-slippery surface. For recessed or on top mounting. Supplied with two stainless steel AISI-304 (1.4301) 1/2" gas thread spray nozzles. Straight outlet of Ø 100mm.



REFERENCE	FEATURES	DIMENSIONS
PT-S	Brushed finish	600x700x215 mm