

## PRIMA PUSH-BUTTON OPERATED WHITE MELAMINE

Code: **M96**

### General Description

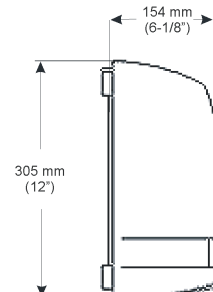
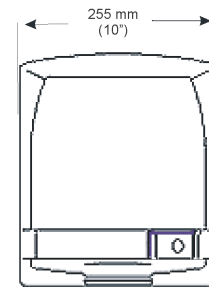
- Warm air hand dryer.
- Push-button operated.
- Suitable for medium traffic facilities.
- Compact, maintenance-free.
- Highest durability in its class.
- It normally goes along with a soap dispenser.

### Components & Materials

- White melamine one-piece cover, 4 mm thick. Cover fixed to the base by means of 4 Phillips head screws.
- Thermoplastic PP+ talcum base, with 4 Ø 8 mm holes for wall mounting.
- Induction motor, 2.800 rpm, maintenance-free and high durability, incorporates a self-resetable thermal cut-off at 130 °C.
- PP UL94-VO with single inlet fan wheel.
- Waved wire NiCr heating element that incorporates a self-resetable thermal cut-off at 80 °C.
- Push-button activates an electronic timer, with a 45 second cycle.
- Stainless steel air outlet grill.

### Technical Specifications

Voltage	220-240 V	Total power	1.650 W
Frequency	50/60 Hz	Motor power	140 W
Electrical isolation	Class II	RPM	2.800
Dimensions	305 x 255 x 154 mm	Consumption	7 A
Weight	3,5 Kg	Heating element power	1.510 W
Effective airflow	160 m <sup>3</sup> /h 2.670 l/min	Air temp. (at 10 cm distance at 21 °C)	51 °C
Nominal airflow	200 m <sup>3</sup> /h 3.300 l/min	Drying time	45 sec
Air velocity	60 Km/h	Noise level (at 2 m)	60 dB
Protection level	IP23		



Dim ± 4%

### Operation

Press the button to initiate the drying process. The dryer will go on with no interruption for 45 seconds.

### Installation

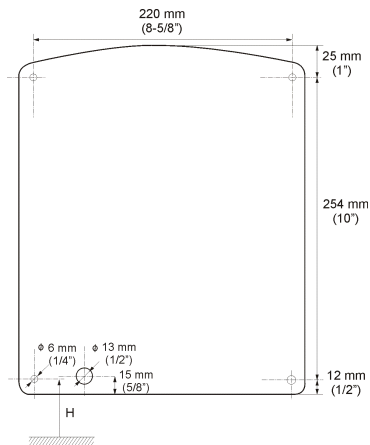
Please refer to [Back](#)

### Certificates & Qualifications

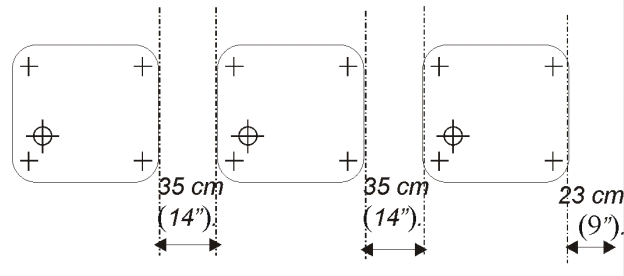
ISO 9001:2000, CE, AENOR, VDE, GOST.

COMPLIANT WITH ELECTRICAL SAFETY DIRECTIVES 73/23/CEE & 93/68/CEE AND ELECTRO-MAGNETIC COMPATIBILITY DIRECTIVES 89/336/CEE & 92/31/CEE.

## MOUNTING



## SERIAL MOUNTING



### Nº dryers to be fitted

In toilet areas with a normal frequency of use and only one wash-basin: 1 dryer.

In toilet areas with a normal frequency of use and more than one wash-basin: 1 dryer for each 2 wash-basins.

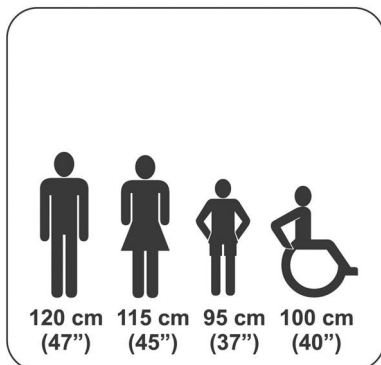
1 row of 4 wash basins: 2 dryers; 1 row of 6 wash basins: 3 dryers; 1 row of 8 wash basins: 4 dryers.

In toilet areas with high traffic and more than one wash-basin: 2 dryers for each 3 wash-basins.

1 row of 4 wash basins: 3 dryers; 1 row of 6 wash basins: 4 dryers; 1 row of 8 wash basins: 5 dryers.

### Ideal location

Between the wash-basin and exit. It is not recommended to install dryer between wash-basins, next to urinals, lavatories and showers. If installing automatic dryers over marble surface or ledge, the minimum distance from the dryer to the ledge must be 400 mm. It is recommended that hand dryers be distributed throughout the washroom area to avoid overcrowding.



## RECOMENDED HEIGHTS DISTANCE FROM THE FLOOR

### Specification

Surface mounted hand dryer shall be manufactured with one-piece 3 mm white melamine cover fixed to the base by means of 4 Phillips head screws. The back base shall be thermoplastic PP + talcum and with 4 holes Ø 8 mm for wall mounting. The dryer shall be activated using the push-button that activates an electromechanical timer with a 45 second cycle before switching dryer off automatically. The maintenance-free induction motor shall be 140 W, 2.800 rpm and incorporate a self-resetable thermal cut-off which will disconnect at 130 °C. The waved wire NiCr heating element should incorporate a self-resetable thermal cut-off which will disconnect at 80°C. The thermoplastic PP fan wheel should have a single inlet. Dryer shall deliver 160 m<sup>3</sup>/h of air at 51 °C and 60 Km/h velocity during user controlled drying cycle. The dryer shall have a total power of 1.650 Watts with a consumption of 7A. Noise level should be 60 dB at 2m distance. Protection level against water splashes should be rating IP23. Overall dimensions shall be 305 x 255 x 154 mm. Unit should be VDE approved and CE marked and comply with electrical safety directives 73/23/CEE & 93/68/CEE and electro-magnetic compatibility directives 89/336/CEE & 92/31/CEE.

Surface mounted hand dryer shall be model M96 push-button operated white melamine cover, manufactured by Mediclinics S.A., C/ Industria 54, E-08025 Barcelona, Spain.

**Mediclinics, S.A., reserves the right to make changes and/or modifications to the products and their specifications without prior notice.**

Certified ISO 9001 by



Revision 04-2004

© mediclinics S.A..