


# POP-UP distantsjuhtimise nupud

il salterello **XLIRA**

**Väändennupp** Kasutus: Ühe kausiga valamü. Ava mõõt: min. Ø21mm (0.83") max Ø35mm (1.38")  
(POMOLO GIREVOLE per: lavello singolo. Foro richiesto min Ø 21mm-max Ø35mm)



Type L



Type M




Type N



Type O

**Tõuka-Tõmba nupp** Kasutus: Ühe kausiga valamü. Ava mõõt: Ø21mm (0.83") max Ø35mm (1.38")  
(POMOLO A PRESSIONE per: lavello singolo. Foro richiesto min Ø 21mm-max Ø35mm)



Type P



Type R



Type S



Type T

**Väände- ja tõuka-tõmba nupp** Kasutus: Kahe kausiga valamü. Ava mõõt: Ø35mm (1.38")  
(POMOLO A PRESSIONE E GIREVOLE per: lavello doppio. Foro richiesto Ø35mm)



Type Rotologic 2 (väändennupp) Type Logic 2 (Tõuka-Tõmba)

**Sensornupp** Kasutus: Ühe kausiga valamü. Ava mõõt: Ø35mm (1.38")  
(POMOLO ELETTRONICO per: lavello singolo. Foro richiesto Ø35mm)



Electric

**Väändenupp** Kasutus: Ühe kausiga valamü. Ava mõõt: Ø35mm (1.38")  
(POMOLO GIREVOLE per: livello singolo. Foro richiesto Ø35mm)



Rotologic 1 (Standard)



Round Grooved Handle (Metal)



Square Handle



"Pollice"




Handle Type A




Handle Type B



Handle Type C




Handle Type D



Handle Type E



Handle Type F




Cross Handle Type G



Cross Handle Type H



Cross Handle J



Cross Handle Type K